

## USER GUIDE TO FILL THE ONLINE APPLICATION FORM FOR AP LAW CET & AP PGLCET-2024

The candidates are required to be ready with the **following mandatory / optional details** to fill in the appropriate fields before filling the Online Application Form:

The Mandatory / Optional details are as follows:

S.NO	Details Required	Document to be Referred
1	<b>Credit card or Debit card details</b> (If payment is being made through Credit card / Debit card/Net Banking)	Credit Card / Debit Card/Net Banking Account User ID and its password
2	<ul style="list-style-type: none"><li>• <b>Qualifying Examination appeared or passed</b></li><li>• <b>Hall ticket Number of the Qualifying Examination</b></li></ul>	Marks memos / Hall Ticket Number of Degree / Intermediate / 10 <sup>th</sup>
3	<b>Test Applied for 3-year LLB, 5-year LLB, Postgraduate LLM</b>	AP LAW CET/PGLCET-2024, Eligibility Criteria
4	<b>Date of Birth</b>	10 <sup>th</sup> or Equivalent Certificate
5	<b>Hall Ticket Number of SSC or Equivalent examination Certificate</b>	10 <sup>th</sup> or Equivalent Certificate
6	<b>Income of Parents</b>	Income certificate issued by Competent Authority
7	<b>STUDY DETAILS</b>	Study certificates from Class 6 to 10+2 / degree or diploma / PG
8	<b>Category (SC, ST, BC, etc.) and Application number of the Caste Certificate (in case of SC/ST/BC only)</b>	Caste Certificate issued by the Competent Authority
9	<b>Special Category (NCC, PH, Sports, CAP, Etc.)</b>	The Certificate issued by Competent Authority
10	<b>Aadhaar Card details</b>	12 digits Aadhaar Card Number

The following system requirements need to be available to comfortably browse AP LAW CET & AP PGLCET-2024 official website <https://cets.apsche.ap.gov.in/lawcet>

**SYSTEM REQUIREMENTS:**

For better viewing of AP LAW CET & AP PGLCET-2024 website <https://cets.apsche.ap.gov.in/LAWCET> and smooth Application submission through ONLINE mode, the candidates are hereby informed that the following computer system requirements are most desirable.

- Google Chrome Latest version
- Adobe Acrobat Reader 8.0 and above
- Disable the pop-up blocks and uninstall all the Script blockers.

# AP LAW CET & AP PGLCET 2024 - FEE PAYMENT AND ONLINE APPLICATION FORM FILLING PROCESS

VISIT [www.cets.apsche.ap.gov.in/lawcet](http://www.cets.apsche.ap.gov.in/lawcet)

On your Internet Browser, type the website address <https://cets.apsche.ap.gov.in/lawcet>  
Press **Enter**, the following screen is displayed on the computer screen.

The screenshot shows the website for the AP LAW COMMON ENTRANCE TEST - 2024. The header includes the title and the organizing body, Acharya Nagarjuna University, Guntur. A navigation menu is present with links for Home, About Us, Important dates, Notification, Corrections, Mock Test, and Contact Us. The main content area is divided into two columns. The left column has a sidebar with 'Information' and 'Instruction Booklet' tabs, listing various merit lists and local status information. The right column features four steps: Step 1 (Eligibility Criteria And Fee Payment), Step 2 (Know Your Payment Status), Step 3 (Fill Application (Only After Fee Payment)), and Step 4 (Print Application Form (Only After Submitting Application Form)). At the bottom, there is a 'SCHEDULES Click Here' button and a 'Contact Info' section with the Directorate of Admissions' address, mobile number, office number, and email address.

There are 4 **Steps** in filing the AP LAW CET/AP PGLCET online application.

**Step-1: Eligibility Criteria & Fee Payment:** Candidate can make Online Fee Payment through this option.

**Step-2: Know your payment status:** Candidate can check Success/Failure status of Fee Payment

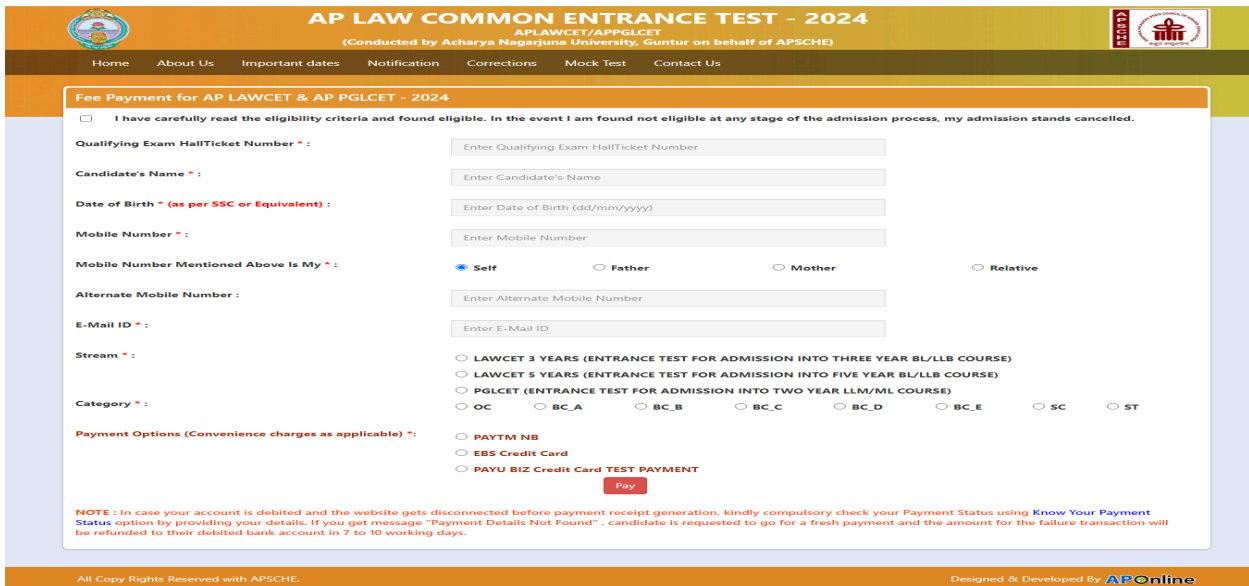
**Step-3: Fill Application (Only After Fee Payment):** After fee payment, candidate should fill in the Application form through this option.

**Step-4: Print Application Form (Only After Submitting Application Form):** After application form submission, candidate can print the submitted form.

**Step 1:** Select **Eligibility Criteria & Fee Payment** Tab from AP LAW CET/PGLCET home page as shown in the screen below.



After clicking on **Eligibility Criteria & Fee Payment** Tab, a fee payment web page will be displayed as shown in the screen



Fill the details given in the web page. The details are **Qualifying Examination Hall Ticket No., Candidate's Name, Date of Birth, Mobile Number, Mobile No Mentioned above belongs to Self or Father or Mother or Relative, Alternate Mobile Number, E-Mail ID, Stream LAW CET (admission into 3-year LLB) or LAW CET (admission into 5-year LLB) or PGLCET (admission into LLM), Payment Options, Fee Amount (FROZEN)** (will be populated automatically based on the stream/category/payment option selected by the candidate).

**AP LAW COMMON ENTRANCE TEST - 2024**  
(Conducted by Acharya Nagarajuna University, Guntur on behalf of APSICHE)

Home About Us Important dates Notification Corrections Mock Test Contact Us

**Fee Payment for AP LAW CET & AP PGLCET - 2024**

I have carefully read the eligibility criteria and found eligible. In the event I am found not eligible at any stage of the admission process, my admission stands cancelled.

Qualifying Exam HallTicket Number \* : 987

Candidate's Name \* : Sritaxmi

Date of Birth \* (as per SSC or Equivalent) : 01/01/2000

Mobile Number \* : 9999999999

Mobile Number Mentioned Above is My \* :  Self  Father  Mother  Relative

Alternate Mobile Number : 8888888888

E-Mail ID \* : Sritaxmi.vunnam@gmail.com

Stream \* :  LAW CET 3 YEARS (ENTRANCE TEST FOR ADMISSION INTO THREE YEAR BL/LLB COURSE)  LAW CET 5 YEARS (ENTRANCE TEST FOR ADMISSION INTO FIVE YEAR BL/LLB COURSE)  PGLCET (ENTRANCE TEST FOR ADMISSION INTO TWO YEAR LL.M./ML COURSE)

Category \* :  OC  BC\_A  BC\_B  BC\_C  BC\_D  BC\_E  SC  ST

Payment Options (Convenience charges as applicable) \* :  PAYTM NB  EBS Credit Card  PAYU BIZ Credit Card TEST PAYMENT

Fee Amount : Rs. 850.00/-

NOTE : In case your account is debited and the website gets disconnected before payment receipt generation, kindly compulsory check your Payment Status using Know Your Payment Status option by providing your details. If you get message "Payment Details Not Found", candidate is requested to go for a fresh payment and the amount for the failure transaction will be refunded to their debited bank account in 7 to 10 working days.

All Copy Rights Reserved with APSICHE. Designed & Developed By APOnline

Course	OC	BC	SC/ST
3 Year/5 Year LL.B. Courses (AP LAW CET)	Rs.900/-	Rs.850/-	Rs.800/-
Post Graduate Law Course LL.M. (AP PGLCET)	Rs.1000/-	Rs.950/-	Rs.900/-

After filling the mandatory details and clicking on the **Pay** button, the control will lead you to the BANK PAYMENT GATEWAY as shown in the screen below. Fill in all the credit/Debit card/Net Banking details and click on **Pay Now** button as shown in the screen below.

**PayU biz**

Amount: Rs. 854.18 Transaction ID: PUYUBIZ00000000000000

Choose a payment method PDUU is now PayU biz

**Credit Card**

Card Type:  VISA  MasterCard

Card Number: 5555 5555 5555 5555

Name on Card: TXXXX

CVV Number: \*\*\* (What is CVV number?)

Expiry Date: Feb (2) 2024

or Go back to

Make Money Payment on PayU is 100% safe. Your transaction is processed through a secure Https internet connection based on secure socket layer technology.

**(NOTE: During the Payment processes, DO NOT double click on buttons or click on Back / Refresh buttons or DO NOT close the Browser web page abruptly; maintain patience as prompted on the screen).**

The confirmation of successful payment of Registration Fee is shown with the **“Your Payment done successful”** item in the below web page as **Payment Status** along with **“Payment Id”**. **(Note: Preserve both the IDs for future correspondence)**. Click on the button **“Proceed to Fill Application”** and you will be taken to the next screen.

**AP LAW COMMON ENTRANCE TEST - 2024**  
 APLAWCET/APPGLCET  
 (Conducted by Acharya Nagarjuna University, Guntur on behalf of APSCH)

Home About Us Important dates Notification Corrections Mock Test Contact Us

Payment Success for AP LAW CET & AP PGLCET - 2024

**Your Payment done Successfully**

Payment ID : P241000055DE  
 Candidate's Name : SRILAXMI  
 Qualifying Examination Hall Ticket No : 9876  
 Payment Reference Number : PTM15033F5F747F3  
 Mobile Number : [REDACTED]  
 Total Amount : 867.70

**Note :** Please note the above mentioned Payment ID for all your future correspondence

[Proceed to Fill Application](#)

All Copy Rights Reserved with APSCH. Designed & Developed By [APOnline](#)

**Note: Preserve Payment reference ID (after payment) for future correspondence.**

Click on “[Proceed to Fill Application](#)” to fill the application immediately and you will be taken to the Application screen as described in step 3. If you choose another day to fill the application, simply close the window and in such case, you need to start from step3.

In a rare case, if the amount is deducted from your account and Payment ID is not displayed, wait for a few hours and check your payment status as described in step 2.

Otherwise pay the registration fee again as in step 1 on the next day. The amount deducted from your account made in the first attempt will be refunded or rolled back into your account.

## Step 2: Know Your Payment Status

The candidate can also check the status of payment made through this option. Click on [Know Your Payment Status](#) tab for checking the status of the payment as shown in the below screen.

**AP LAW COMMON ENTRANCE TEST - 2024**  
 APLAWCET/APPGLCET  
 (Conducted by Acharya Nagarjuna University, Guntur on behalf of APSCH)

Home About Us Important dates Notification Corrections Mock Test Contact Us

Information Instruction Booklet

- Important dates
- NCC Merit List
- CAP Merit List
- Sports & Games Merit List
- Bharath Scouts & Guides G.O.
- List of Sports & Games
- Local status of students migrated from Telangana to AP

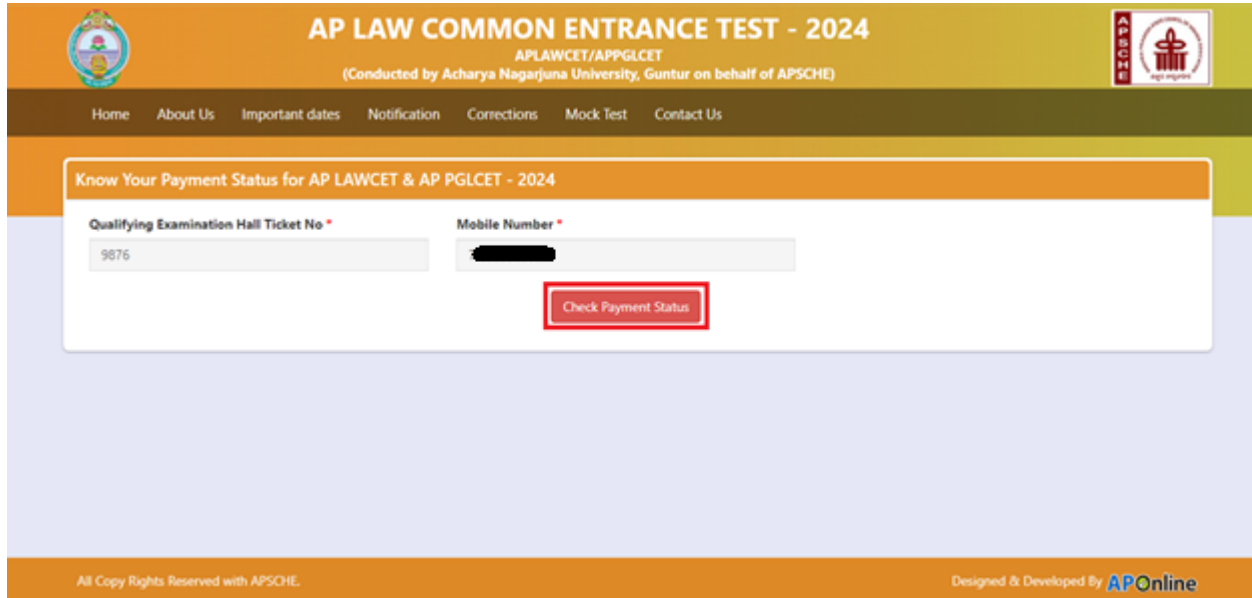
**Step - 1**  
 Eligibility Criteria And Fee Payment

**Step - 2**  
 Know Your Payment Status

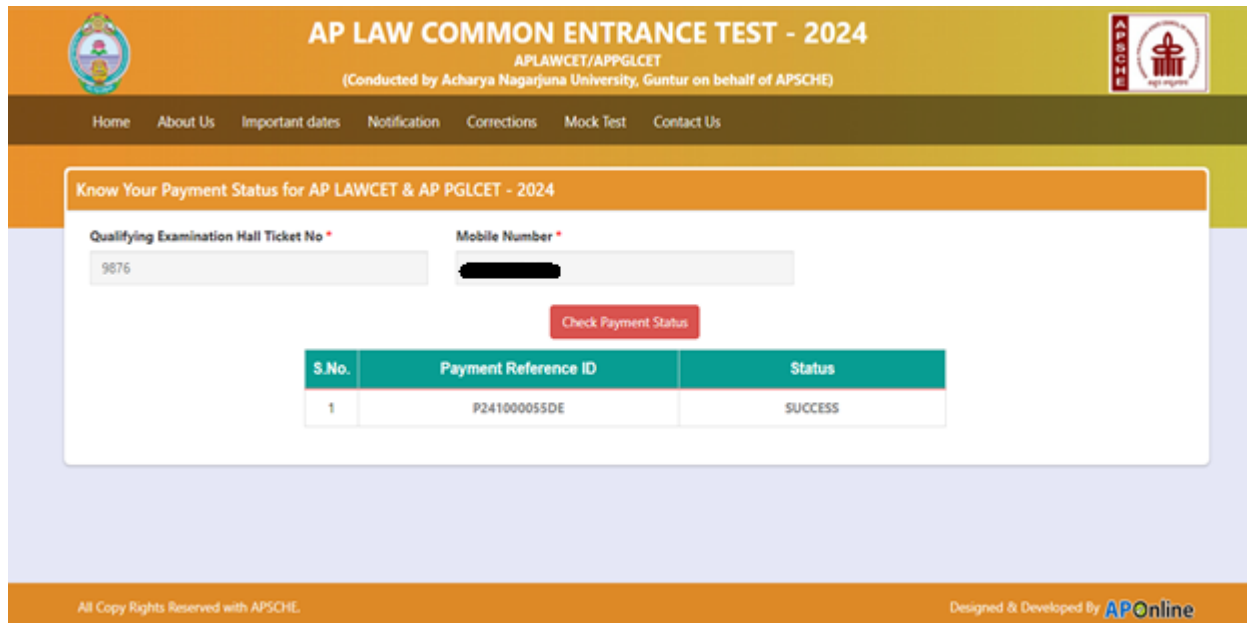
**Step - 3**  
 Fill Application (Only After Fee Payment)

**Step - 4**  
 Print Application Form (Only After Submitting Application Form)

After clicking on [Know Your Payment Status](#) Tab, the following page will be displayed. Furnish the same qualifying hall ticket number and mobile number as given in step 1 and click on **Check Payment Status** button as shown in the screen below.



After clicking on the **Check Payment Status** button, the following success/Failure page will be displayed as shown in the screen below.



### Step 3: Fill Application (Only After Fee Payment)

The candidate can start filling the application by selecting the tab “**Fill Application (Only after fee payment)**”




**AP LAW COMMON ENTRANCE TEST - 2024**  
APLAWCET/APPGLCET  
 (Conducted by Acharya Nagarjuna University, Guntur on behalf of APSCHE)


[Home](#) [About Us](#) [Important dates](#) [Notification](#) [Corrections](#) [Mock Test](#) [Contact Us](#)

**Information** | **Instruction Booklet**


- Important dates
- NCC Merit List
- CAP Merit List
- Sports & Games Merit List
- Bharath Scouts & Guides G.O.
- List of Sports & Games
- Local status of students migrated from Telangana to AP




**Step - 1**  
Eligibility Criteria And Fee Payment



**Step - 2**  
Know Your Payment Status



**Step - 3**  
Fill Application (Only After Fee Payment)



**Step - 4**  
Print Application Form (Only After Submitting Application Form)

Fill in the details of payment reference ID, Qualifying examination Hall ticket number, mobile number and date of birth and click on **Proceed to fill the application** button.

**AP LAW COMMON ENTRANCE TEST - 2024**  
APLAWCET/APPGLCET  
 (Conducted by Acharya Nagarjuna University, Guntur on behalf of APSCHE)

[Home](#) [About Us](#) [Important dates](#) [Notification](#) [Corrections](#) [Mock Test](#) [Contact Us](#)

Application Form for AP LAW CET & AP PGLCET - 2024

<b>Payment Reference ID *</b>	<b>Qualifying Examination Hall Ticket No *</b>	<b>Mobile Number *</b>	<b>Date of Birth * (dd/mm/yyyy)</b>
<input type="text" value="P241000055DE"/>	<input type="text" value="9876"/>	<input type="text" value="██████████"/>	<input type="text" value="01/01/2000"/>
<div style="border: 2px solid red; padding: 5px; display: inline-block;">Proceed to Fill Application</div>			

All Copy Rights Reserved with APSCHE. Designed & Developed By **APOnline**

In the application form, the fields marked with (\*) symbols are MANDATORY which cannot be left blank without providing information. The details provided during the Registration Fee payment are frozen and cannot be edited.





# AP LAW COMMON ENTRANCE TEST - 2024

APLAWCET/APPLCET  
(Conducted by Acharya Nagarjuna University, Guntur on behalf of APSCH)



Home About Us Important dates Notification Corrections Mock Test Contact Us

## Application Form for AP LAW CET & AP PGLCET - 2024

Payment Reference ID - P24100055DE	Qualifying Examination Hall Ticket No - 9876	Mobile Number - 738892383	Date of Birth - (dd/mm/yyyy) 01/01/2000
---------------------------------------	---	------------------------------	--

### Candidate Details :

Candidate's Name *(as per SSC or Equivalent Records) SRI LAXMI ENTER CANDIDATE'S NAME	Father's Name *(as per SSC or Equivalent Records) ENTER FATHER'S NAME	Mother's Name *(as per SSC or Equivalent Records) ENTER MOTHER'S NAME
Date of Birth - (dd/mm/yyyy) 01/01/2000	Gender - <input type="radio"/> Male <input type="radio"/> Female <input type="radio"/> Transgender	Aadhaar Card Number - Enter Aadhaar Card Number
Ration Card Number Enter Ration Card Number		

### Annual Income of the Parents (Rs.)

Below Rs 1 Lakh 
  Above Rs 1 Lakh and Below Rs 2.5 Lakhs 
  Above Rs 2.5 Lakhs and below Rs 8 Lakhs 
  Above Rs 8 Lakhs

Income Certificate Number  
Enter Income Certificate Number

### Category

BC-D Caste Certificate Number  
Enter Caste Certificate Number

### Special Reservation Category

- National Cadet Corps (NCC)  
 Children of Armed Personnel (CAP)  
 Sports & Games  
 Bharat Scouts and Guides

### PH (Physically Handicapped)

- Blindness and Low vision  
 Deaf and hard hearing  
 Locomotor disability including cerebral palsy, leprosy cured, dwarfism, acid attack victims and muscular dystrophy  
 Autism, Intellectual Disability, Specific Learning disability, Mental illness  
 Multiple disability, from amongst persons under clauses (a) to (d) including deaf- blindness in the posts identified for each disability

### Minority / Non-Minority \*

- Non-Minority  Minority

### Present Address

House No. (or) C/O - Enter Present House No.(or) C/O	Village / Street / Locality - Enter Present Village / Street / Locality	Mandal / Town / City - Enter Present Mandal / Town / City
District - --Select--	State - --Select--	Pin Code - Enter Present Pin Code
Mobile Number - 738892383	Alternate Mobile Number Enter Alternate Mobile Number	Telephone Number (Landline) Enter Telephone Number (Landline)
E-Mail Id - SriLaxmi.vunnam@gmail.com		

### Permanent Address

Permanent Address Same as Present Address

House No. (or) C/O - Enter Permanent House No.(or) C/O	Village / Street / Locality - Enter Permanent Village / Street / Locality	Mandal / Town / City - Enter Permanent Mandal / Town / City
District - --Select--	State - --Select--	Pin Code - Enter Permanent Pin Code

### Qualifying Examination

Type of the Exam - <input type="radio"/> BA <input type="radio"/> BCOM <input type="radio"/> BSC <input type="radio"/> BBA <input type="radio"/> BSW <input type="radio"/> BCA <input type="radio"/> BE / B.TECH <input type="radio"/> BPHARMACY <input type="radio"/> OTHERS DO YOU POSSESS PG DEGREE ALSO <input type="radio"/> YES <input checked="" type="radio"/> NO	Major Group Subjects of the Qualifying Exam - Enter Major Group Subject-1 Enter Major Group Subject-2 Enter Major Group Subject-3 Hall Ticket No of the Qualifying Examination - 9876 Year of App. / Passing the Qualifying Exam - --Select-- Medium of Instruction at Qualifying Exam - <input checked="" type="radio"/> English <input type="radio"/> Telugu <input type="radio"/> Urdu <input type="radio"/> Others
---	---

### SSC or Equivalent (10th Class) \*

Urban  Rural

SSC Hall Ticket No -  
Enter SSC Hall Ticket No

Month of Passing -  
--Select--

Year of Passing -  
--Select--

### Intermediate or Equivalent (10+2) \*

Urban  Rural

Intermediate Hall Ticket No -  
Enter Intermediate Hall Ticket No

Month of Passing -  
--Select--

Year of Passing -  
--Select--

What is Your Degree -  
 3 Years  4 Years

### Place of Study

(Year of pass shall be equal or greater than year of first appearance)

Class - 9 - --Select--	Place / Village - Enter Place / Village	School Name / Institute Name - Enter School Name / Institute Name	Year Of First Appearance - --Select--	Year Of Pass - --Select--
Class - 10 - --Select--	Place / Village - Enter Place / Village	School Name / Institute Name - Enter School Name / Institute Name	Year Of First Appearance - --Select--	Year Of Pass - --Select--
Inter 1st Year/Equivalent - --Select--	Place / Village - Enter Place / Village	School Name / Institute Name - Enter School Name / Institute Name	Year Of First Appearance - --Select--	Year Of Pass - --Select--
Inter 2nd Year/Equivalent - --Select--	Place / Village - Enter Place / Village	School Name / Institute Name - Enter School Name / Institute Name	Year Of First Appearance - --Select--	Year Of Pass - --Select--
Degree 1st Year - --Select--	Place / Village - Enter Place / Village	School Name / Institute Name - Enter School Name / Institute Name	Year Of First Appearance - --Select--	Year Of Pass - --Select--
Degree 2nd Year - --Select--	Place / Village - Enter Place / Village	School Name / Institute Name - Enter School Name / Institute Name	Year Of First Appearance - --Select--	Year Of Pass - --Select--
Degree 3rd Year - --Select--	Place / Village - Enter Place / Village	School Name / Institute Name - Enter School Name / Institute Name	Year Of First Appearance - --Select--	Year Of Pass - --Select--

### Local Area \*

For local status of students migrated from Telangana to AP, refer home page

### Details of Common Entrance Test

Stream / Entrance Exam -  
LAWCET 3 YEARS ENTRANCE TEST FOR ADMISSION INTO THREE YEAR B.U.L.B. COURSE

### Test Centre Preferences

Preference 1 -  
--Select--

Preference 2 -  
--Select--

Preference 3 -  
--Select--

Preference 4 -  
--Select--

Preference 5 -  
--Select--

Preference 6 -  
--Select--

Are you appearing for E.G.CET also on the same date :-  YES  NO

I have carefully gone through the instruction booklet and I am conversant with the instructions. I shall abide by the eligibility conditions and other regulations to be satisfied for appearing at the entrance test and admission into any course prescribed. Further, I assure that, I will not involve in any malpractice or illegal activities in the entrance test. In case, I have furnished any false information or involved in any malpractice or illegal activities, I am liable for punishment as per the existing law. I am responsible for the correctness of the above details filled in by me and the CONVEYER, AP LAW CET & AP PGLCET - 2024 is not responsible in any way. Mere appearing for the entrance examination does not confer any right for me to take admission.

Save Preview / Submit

SAVE: Will record the partially filled details in the Database. The same can be retrieved at your convenience and you can continue to fill the rest and submit the form.

PREVIEW / SUBMIT: You will have a chance to preview your application and then finally confirm your application by clicking on Confirm button.

Candidates need to fill in the following details in the application form:

### Candidate Details:

**Candidate Details:**

Candidate's Name \*(As per SSC or Equivalent Records): S. SAHIN KUMAR

Father's Name \*(As per SSC or Equivalent Records): ENTER FATHER'S NAME

Mother's Name \*(As per SSC or Equivalent Records): ENTER MOTHER'S NAME

Date of Birth \*(dd/mm/yyyy): 11/03/2000

Gender \*:  Male  Female  Transgender

Aadhaar Card Number \*: XXXXXXXXXXXX

Ration Card Number: Enter Ration Card Number

**Candidate Name:** Name of candidate as entered in fee payment screen will be displayed here and cannot be modified or edited.

**Father's Name:** The candidate has to enter his / her father's name as per 10<sup>th</sup> class records in the provided space in CAPITAL LETTERS.

**Mother's Name:** The candidate has to enter his / her mother's name as per 10<sup>th</sup> class records in the provided space in CAPITAL LETTERS.

**Date of Birth:** Date of Birth as entered in the fee payment screen will be displayed here and cannot be modified or edited.

**Gender:** Select your Gender among the three options given.

**Aadhaar Card Number/Enrollment No.:** Enter your 12-digit Aadhar identification number provided by UIDAI.

**Ration Card Number:** Enter the Ration card number of your family.

**Annual Income of the Parents (in Rs.):** Select any one of the four options provided as given below regarding the "Annual Income of the Parents (Rs.):" A valid income certificate issued by competent authority and its number shall be entered.

**Note:** Annual Income of the Parents will be auto populated on entering Income Certificate Number. Select **Yes** or **No** to confirm the details populated by the application system as shown in the screen below.

**Annual Income of the Parents (Rs.) \***

Below Rs 1 Lakh  Above Rs 1 Lakh and Below Rs 2.5 Lakhs  Above Rs 2.5 Lakhs and below Rs 8 Lakhs  Above Rs 8 Lakhs

Income Certificate Number: XXXXXXXXXXXXXXX

Income Certificate Details *	
Candidate Name	: XXXXXXXXXXXXXXX
Father Name / Husband Name	: XXXXXXXXXXXXXXX
Valid Date	: 06/03/2027
Total Income (Rs.)	: 80000.00
Confirm Your Income Certificate Details	: <input checked="" type="radio"/> Yes <input type="radio"/> No

If the candidate's Annual Income of the Parents is not auto populated on entering Income Certificate Number, candidate should enter the Income Certificate Number manually and proceed.



### PH (Physically Handicapped)

- Blindness and Low vision
- Deaf and hard hearing
- Locomotor disability including cerebral palsy, leprosy cured, dwarfism, acid attack victims and muscular dystrophy
- Autism, Intellectual Disability, Specific Learning disability, Mental Illness
- Multiple disability, from amongst persons under clauses (a) to (d) including deaf-blindness in the posts identified for each disability

**Do You Require Scribe?**

- Yes  No

Sadarem Number (17 Digits)

01001340190112027

**Sadarem Certificate Details** will be auto populated on entering **Sadarem Number**. Select **Yes** or **No** to confirm the details populated by the application system as shown in the screen below. If the candidate's **Sadarem Certificate Details** are not auto populated on entering **Sadarem Number**, candidate should enter the **Sadarem Number** manually.

Sadarem Certificate Details *	
Candidate Name	: खिपरिखिङगुनोवमि
PH Category	: Visual Impairment
Percentage	: 40.0
Confirm Your Sadarem Details	: <input checked="" type="radio"/> Yes <input type="radio"/> No

**Minority/ Non-Minority:** If the candidate belongs to any of the minority communities such as Muslim, Christian, Buddhist, Sikh, Jain, Zoroastrian or Other minority, click on the Minority button and select the applicable minority. Otherwise, if the candidate does not belong to a Minority community, then the non-Minority option has to be clicked.

### Minority / Non-Minority \*

- Non-Minority  Minority

Minority \*

- Muslim  Christian  Buddhist  Sikh  Jain  Zoroastrian  Other Minority

### Address:

Candidate should enter his/her Present/Permanent address with the following fields House No or C/O, Village/Street/Locality, Mandal/Town/City, District, State, Pin code, Mobile No & Email ID as shown in the screen below.

The image shows a web form for address registration. It is divided into two main sections: 'Present Address' and 'Permanent Address'. The 'Present Address' section includes fields for House No./C/O, Village/Street/Locality, Mandal/Town/City, District, State, Pin Code, Mobile Number, Alternate Mobile Number, and E-Mail ID. The 'Permanent Address' section includes similar fields for House No./C/O, Village/Street/Locality, Mandal/Town/City, District, State, Pin Code, and a checkbox for 'Permanent Address Same as Present Address'. The form is set against a light blue background with vertical bars on the sides.

**House No. (Or) C/O:** Candidate should enter House Number.

**Village/Street /Locality:** Candidate should enter Street Number or Locality Number or Village Name.

**Mandal/Town/City:** Candidate should enter Mandal Name or Town Name or City Name.

**District:** Candidate should enter District Name.

**State:** Candidate should enter State Name.

**Pin Code:** Candidate should enter Pin Code Number.

**Mobile Number & Email ID:** (Mobile No & Email ID will be auto populated which was furnished at the time of Fee Payment I.e., in Step 1).

**Alternate Mobile Number, Telephone Number (Landline):** Candidate can enter another contact number or Landline Number which will be used to contact in case of not reachable Primary Mobile Number.

**Note:** Select **Permanent Address** check box if the present address is your **Permanent Address**

### Qualifying Examination:

The image shows a web form for 'Qualifying Examination'. It has two columns. The left column is titled 'Type of the Exam' and lists options: BA, BCOM (selected), BSC, BBA, BBM, BCA, BE / B.TECH, BPHARMACY, OTHERS, and a checkbox for 'DO YOU POSSESS PG DEGREE ALSO' with 'YES' and 'NO' radio buttons. The right column is titled 'Major Group Subjects of the Qualifying Exam' and lists: Commerce, Economics, ComputerApplication, Hall Ticket No. of the Qualifying Examination (9876), Year of App. / Passing the Qualifying Exam (2010), and Medium of Instruction at Qualifying Exam (English selected, Telugu, Urdu, Others). The form is set against a light blue background with vertical bars on the sides.

Select the appropriate type of qualifying examination and also enter the names of the major group subjects (other than language subjects). Also mention whether you are also a postgraduate by selecting yes or no buttons.

Enter the hall ticket number of the qualifying examination (Intermediate or degree or LLB as applicable) and the year of passing the qualifying examination / appearing for the final year of qualifying examination.

**DO YOU POSSESS PG DEGREE ALSO:** Select YES/NO if the candidate holds a PG degree also.

**Medium of Instruction at Qualifying Exam:** Enter the medium of instruction at the qualifying examination (Intermediate or degree or LLB as applicable).

**SSC or Equivalent (10th Class):** Candidate should select Urban or Rural location where he pursued his 10<sup>th</sup> class study, Enter the SSC (10<sup>th</sup> class) or Equivalent Hall Ticket No., Month of Passing and Year of Passing.

On entering SSC Hall Ticket No, Month of Passing & Year of passing, Candidate details will be populated as shown in the screen below.

**SSC or Equivalent (10th Class) \***

Urban  
 Rural

SSC Hall Ticket No \* [REDACTED]  
 Month of Passing \* March  
 Year of Passing \* 2020

SSC Education Details *	
Candidate Name	: [REDACTED]
Father Name	: [REDACTED]
Date of Birth	: 11/11/2004
School Name	: ST ANN'S GIRLS H S - CANTT VIZIANAGARAM
District	: VIZIANAGARAM
Confirm Your SSC Education Details	: <input checked="" type="radio"/> Yes <input type="radio"/> No

**Intermediate or Equivalent (10+2):** Candidate should select Urban or Rural location where he pursued his 10+2 classes of study Enter the Intermediate / 10+2 or Equivalent Hall Ticket No., Month of Passing and Year of Passing.

**What is Your Degree:** Candidates need to furnish whether the degree studied for 3/4 years.

**Places of Study:** The candidate has to select the district name from the drop-down values related to his study for each Class. However, if a candidate has studied in a state other than Andhra Pradesh or Telangana, then select OTHER STATES. If studied outside India, select OTHER COUNTRY.

**Place of Study** (Year of pass shall be equal or greater than year of first appearance)

Class	Place / Village	School Name / Institute Name	Year Of First Appearance	Year Of Pass	
Class - 9 *	Konaseema	Razol	Govt High School	2015	2016
Class - 10 *	Anakapalli	Razol	Govt High School	2016	2017
Inter 1st Year/Equivalent *	Anantapur	Razol	Govt High School	2017	2018
Inter 2nd Year/Equivalent *	Annamayya	Durgi	Nice Public School	2018	2019
Degree 1st Year *	Bapatla	Razol	Nice Public School	2019	2020
Degree 2nd Year *	Chittoor	Durgi	Govt High School	2020	2021
Degree 3rd Year *	East Godavari	Razol	Nice Public School	2021	2022

**Local Area \***

AU For local status of students migrated from Telangana to AP, refer home page

**Local Area:** Based on the places of study during the preceding 7 years of the qualifying examination, local area is decided.

On entering the candidate's places of study, the local area of the candidate is auto populated by the application system i.e., AU, SVU, OU or NL. However, these credentials will be verified based on the certificates produced at the time of admission.

## Details of Common Entrance Test

### Details of Common Entrance Test

---

Stream / Entrance Exam \*

LAWCET 3 YEARS (ENTRANCE TEST FOR ADMISSION INTO THREE YEAR BL/LLB COURSE)

**Stream/Entrance Exam:** Stream field options are populated automatically from the data the candidate has chosen or furnished at the time of payment of Registration fee.

- **LAWCET (Admission into 3-year LLB)**
- **LAWCET (Admission into 5-year LLB)**
- **PGLCET (Admission into LLM)**

### Test Centre Preference:

Candidates are given the option to choose six preferences of their choice as shown in the screen below.

### Test Centre Preferences

---

Preference 1 \*

ANANTAPUR - Anantapur

Preference 2 \*

BAPATLA - Chirala

Preference 3 \*

ANNAMAYYA - Madanapalle

Preference 4 \*

SRI POTTI SRIRAMULU NELLORE - Kaval

Preference 5 \*

PALNADU - Narasaraopeta

Preference 6 \*

SRI POTTI SRIRAMULU NELLORE - Nello

**However, Convener reserves the right to allot candidates to any other center(s) in unavoidable circumstances.**

### Are you appearing for AP Ed.CET-2024 also?

You are required to submit whether you are appearing for APedCET also-Yes or No.



## Photo and Signature:



**Photo (<50kb jpg, jpeg)**

Choose File No file chosen



**Signature (<30kb jpg, jpeg)**

Choose File No file chosen

DON'T FORGET to upload your Photograph & Signature. A good quality passport size photograph in **.jpg or .jpeg** of **less than 50Kb** and signature signed with a black pen on a white paper shall be scanned and saved as **.jpg or .jpeg** of **less than 30Kb** shall be uploaded by clicking on browse button under the photograph and signature panels and selecting the files already kept ready.

## Save and Preview/Submit

After furnishing ALL the required data and correct particulars, read the declaration at the end of the page and select the check box if you are done with Online Application Form filling. Then, click on save to save the data.

I have carefully gone through the instruction Booklet and I am conversant with the instructions. I shall abide by the eligibility conditions and other regulations to be satisfied for appearing at the entrance test and admission into any course prescribed. Further, I assure that, I will not involve in any malpractice or illegal activities in the entrance test. In case, I have furnished any false information or involved in any malpractice or illegal activities, I am liable for punishment as per the existing law. I am responsible for the correctness of the above details filled in by me and the CONVENER, AP LAW CET & AP PGL CET - 2024 is not responsible in any way. Mere appearing for the entrance examination does not confer any right for me to take admission.

Save

Preview / Submit

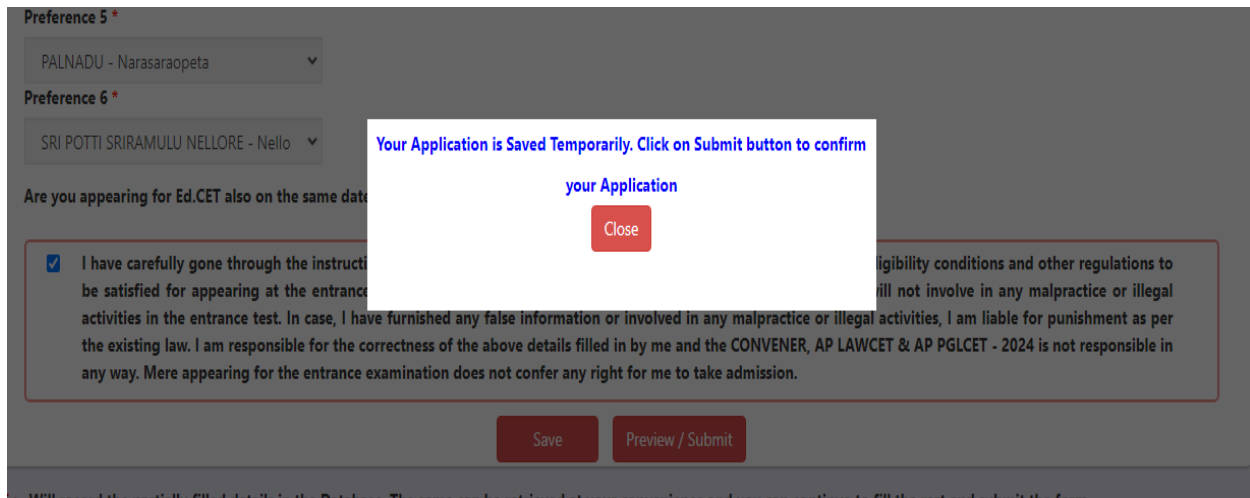
**SAVE:** Will record the partially filled details in the Database. The same can be retrieved at your convenience and you can continue to fill the rest and submit the form.

**PREVIEW / SUBMIT:** You will have a chance to preview your application and then finally confirm your application by clicking on Confirm button.

Activate Windows

Go to Settings to activate Windows.

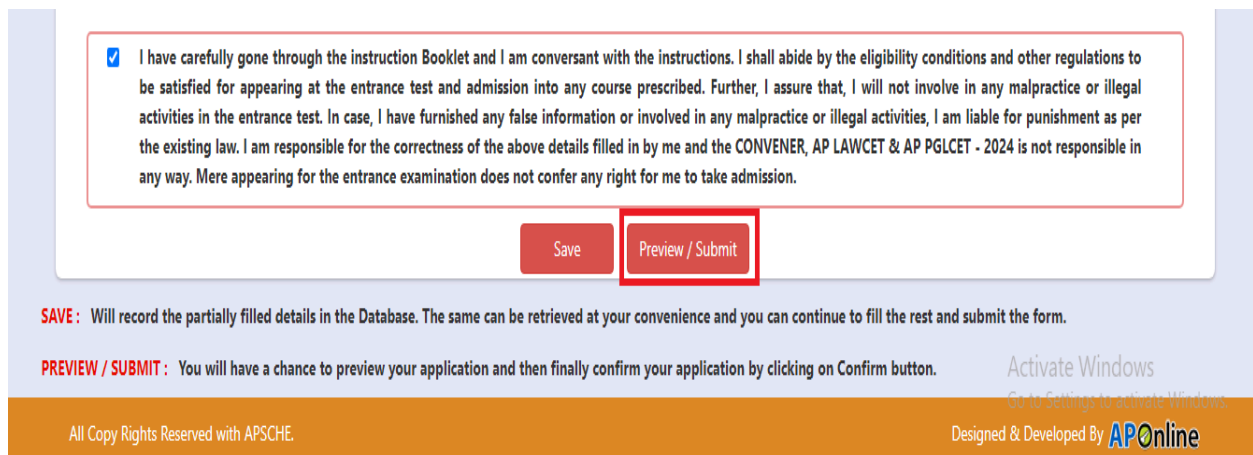
Clicking on the Save button will save the entered details partially and displays a message as shown in the screen below.



The screenshot shows a web form with two dropdown menus for preferences. Preference 5 is set to 'PALNADU - Narasaraopeta' and Preference 6 is set to 'SRI POTTI SRIRAMULU NELLORE - Nello'. A modal message box is centered on the screen, displaying the text: 'Your Application is Saved Temporarily. Click on Submit button to confirm your Application'. Below the message is a red 'Close' button. The background form includes a checkbox that is checked, with text stating: 'I have carefully gone through the instructions and I am conversant with the instructions. I shall abide by the eligibility conditions and other regulations to be satisfied for appearing at the entrance test and admission into any course prescribed. Further, I assure that, I will not involve in any malpractice or illegal activities in the entrance test. In case, I have furnished any false information or involved in any malpractice or illegal activities, I am liable for punishment as per the existing law. I am responsible for the correctness of the above details filled in by me and the CONVENER, AP LAW CET & AP PGLCET - 2024 is not responsible in any way. Mere appearing for the entrance examination does not confer any right for me to take admission.' At the bottom of the form, there are two buttons: 'Save' and 'Preview / Submit'.

If you are sure of the data entered, you can Preview/submit the online application.

Further, the same will be displayed at the bottom of the page. If all the details are furnished, then the screen will change to the next page after the **Preview/Submit** button is clicked.



This screenshot shows the same application form as above, but with the 'Preview / Submit' button highlighted with a red rectangular border. The modal message box is no longer present. The 'Save' button is also visible. Below the form, there are two lines of text: 'SAVE : Will record the partially filled details in the Database. The same can be retrieved at your convenience and you can continue to fill the rest and submit the form.' and 'PREVIEW / SUBMIT : You will have a chance to preview your application and then finally confirm your application by clicking on Confirm button.' The footer of the page contains the text 'All Copy Rights Reserved with APSCHE.' on the left and 'Activate Windows Go to Settings to activate Windows. Designed & Developed By APOne' on the right.

Clicking on the **Preview/Submit** button will display the preview page where candidates can review their application as shown in the screen below.



# AP LAW COMMON ENTRANCE TEST - 2024

AP LAW CEE/AMM/CEET  
(Conducted by Andhra Pradesh Legislative Assembly, under the patronage of APJLR)

Home About Us Important Dates Notifications Corrections Mock Test Contact Us



## Application Preview for AP LAW CEE & AP PACEET - 2024

### Candidate Details

<b>Candidate Name *</b> SRI ADARSH <small>(As per the AP Application Form)</small>	<b>Father's Name *</b> SRI SURESH <small>(As per the AP Application Form)</small>	<b>Mother's Name *</b> SRI SURESH <small>(As per the AP Application Form)</small>
<b>Date of Birth *</b> (dd/mm/yyyy) 04/08/2000	<b>Gender *</b> FEMALE	<b>Religion *</b> HINDU
<b>Rolls Card Number</b> 0304000		

### Annual Income of the Parents (Rs.)

Annual Income of the Parents (Rs.)

Income Certificate Details	
Candidate Name	SRI ADARSH
Father Name / Husband Name	SRI SURESH SRI SURESH
Valid Date	06/03/2023
Total Income (Rs.)	20000.00
Confirm Your Income Certificate Details	YES

### Category \*

Category \*

Caste Certificate Details	
Candidate Name	SRI ADARSH
Father Name	SRI SURESH
Category	SC
Confirm Your Caste Certificate Details	YES

### Special Reservation Category

Special Reservation Category

National Cadet Corps (NCC)  YES

Children of Armed Personnel (CAP)  NO

Sports & Games  YES

Orphan Students and Guides  NO

**PH (Physically Handicapped)**

Blindness and low vision  NO

Deaf and hard hearing  NO

Lower limb disability including cerebral palsy, leprosy, neural, muscular, joint muscle, diabetes and muscular dystrophy  NO

Autism, Intellectual Disability, Specific Learning disability, Mental illness  NO

Multiple disability, those amongst persons under classes set for OBC including deaf blindness in the posts identified for each disability  NO

Do You Require Scribe?  YES **Note: Please contact Executive AP LAW CEE & AP PACEET - 2024 with necessary proofs for the allotment of scribe.**

Safarim Number (12 Digit)

Safarim Certificate Details	
Candidate Name	SRI ADARSH
PH Category	SC
Percentage	40.00
Confirm Your Safarim Details	YES

### Minority / Non-Minority \*

Minority

Minority  YES

**Present Address**

House No. and C/O \*  
102, 1-22

Village / Street / Locality \*  
VILLAGE 1

Mandal / Town / City \*  
MANDAL 1

District \*  
ANDHRA PRADESH

State \*  
ANDHRA PRADESH

Pin Code \*  
522415

Mobile Number \*  
[Redacted]

Alternate Mobile Number

Telephone Number (Landline)

**Permanent Address**

House No. and C/O \*  
102, 1-22

Village / Street / Locality \*  
VILLAGE 1

Mandal / Town / City \*  
MANDAL 1

District \*  
ANDHRA PRADESH

State \*  
ANDHRA PRADESH

Pin Code \*  
522415

**Qualifying Examinations**

Type of the Exam \*  
12B / 12C

Major Group Subjects of the Qualifying Exam \*  
A  
B  
C

Do YOU PASSER PG DEGREE ALSO?  NO

Head Ticket No of the Qualifying Examination \*  
122233

Year of App. / Passing the Qualifying Exam \*  
2000

Medium of Instruction at Qualifying Exam \*  
Telugu

### SSC or Equivalent (10th Class) \*

SSC or Equivalent (10th Class) \*

Class \*  
10B

Month of Passing \*  
April

Year of Passing \*  
2013

SSC Education Details	
Candidate Name	SRI ADARSH
Father Name	SRI SURESH SURESH
Date of Birth	04/08/2000
School Name	SAMAKRISHNA MISSION H S BEETHANAGAR
District	SURYAPET
Confirm Your SSC Education Details	YES

### Intermediate or Equivalent (10 + 2) \*

Intermediate or Equivalent (10 + 2) \*

Class \*  
12B

Month of Passing \*  
March

Year of Passing \*  
2000

What is Your Degree?  4 Years

**Place of Study**

Degree 1st Year	Place / Village *	School Name / Institute Name *	Year Of First Appearance *	Year Of Pass *
Completed	VILLAGE 1	ABC	2000	2000
Degree 2nd Year	Place / Village *	School Name / Institute Name *	Year Of First Appearance *	Year Of Pass *
Completed	VILLAGE 1	BCD	2002	2002
Degree 3rd Year	Place / Village *	School Name / Institute Name *	Year Of First Appearance *	Year Of Pass *
Completed	VILLAGE 1	DEF	2004	2004
Degree 4th Year	Place / Village *	School Name / Institute Name *	Year Of First Appearance *	Year Of Pass *
Completed	VILLAGE 1	GHI	2006	2006
B.U./B.A. 1st Year	Place / Village *	School Name / Institute Name *	Year Of First Appearance *	Year Of Pass *
Completed	VILLAGE 1	JKL	2007	2007
B.U./B.A. 2nd Year	Place / Village *	School Name / Institute Name *	Year Of First Appearance *	Year Of Pass *
Completed	VILLAGE 1	MNO	2007	2007
B.U./B.A. 3rd Year	Place / Village *	School Name / Institute Name *	Year Of First Appearance *	Year Of Pass *
Completed	VILLAGE 1	PQR	2009	2009

Local Area \* **Note: For local status of students registered from Telangana to AP, refer home page.**

**Details of Common Entrance Test**

Exam / Entrance Exam \*

TEST CENTRE PREFERENCE

Preference 1: CHITTOOR - CHITTOOR

Preference 2: RAJAHMUNDRAM - RAJAHMUNDRAM

Preference 3: RAJAHMUNDRAM - RAJAHMUNDRAM

Preference 4: RAJAHMUNDRAM - RAJAHMUNDRAM

Preference 5: RAJAHMUNDRAM - RAJAHMUNDRAM

Preference 6: RAJAHMUNDRAM - RAJAHMUNDRAM

Are you appearing for CEET also in the same state?  NO

I have carefully gone through the instruction booklet and I am conversant with the instructions. I shall abide by the eligibility conditions and other regulations to be notified for appearing in the entrance test and admission into any course provided. Further, I declare that, I will not indulge in any malpractice or illegal activities in the entrance test. In case, I have furnished any false information or provided by any malpractice in illegal activities, I am liable for punishment as per the existing law. I am responsible for the correctness of the above details filed in by me and the GOVT/NER, AP LAW CEE & AP PACEET - 2024 is not responsible in any way. Merit appearing for the entrance examination does not confer any right for me to take admission.

Photo & Signature \*



Minority Confirm / Passer

A click on the Modify button enables the candidate to re-inspect the entire application to correct any errors or mistakes in the saved application.

**Confirm/Freeze:** Click on Confirm/Freeze button for submitting the application.

I have carefully gone through the instruction Booklet and I am conversant with the instructions. I shall abide by the eligibility conditions and other regulations to be satisfied for appearing at the entrance test and admission into any course prescribed. Further, I assure that, I will not involve in any malpractice or illegal activities in the entrance test. In case, I have furnished any false information or involved in any malpractice or illegal activities, I am liable for punishment as per the existing law. I am responsible for the correctness of the above details filled in by me and the CONVENER, AP LAW CET & AP PGLCET - 2024 is not responsible in any way. Mere appearing for the entrance examination does not confer any right for me to take admission.

Modify Confirm / Freeze

All Copy Rights Reserved with APSCE. Designed & Developed By APOnline

Clicking on the Confirm/Freeze button, candidates can view a pop up alert as “Your application is submitted successfully. Please note your Application Number for further reference”. Candidates can take print applications by clicking on the Print Application button which is useful for further correspondence.

PGLCET (ENTRANCE TEST FOR ADMISSION INTO TWO YEAR LL.M/ML COURSE)

**Test Centre Preferences**

Preference 1 : CHITTOOR - Chittoor

Preference 2 : BAPATLA - Chirala

Preference 3 : PALNADU - Narasaraopeta

Preference 4 : PRAKASAM - Markapuram

Preference 5 : ANNAMAYYA - Madanapalle

Preference 6 : SRI POTTI SRIRAMULU NELLORE - Nellore

Are you appearing for Ed.CET also on the same date : \* NO

I have carefully gone through the instruction Booklet and I am conversant with the instructions. I shall abide by the eligibility conditions and other regulations to be satisfied for appearing at the entrance test and admission into any course prescribed. Further, I assure that, I will not involve in any malpractice or illegal activities in the entrance test. In case, I have furnished any false information or involved in any malpractice or illegal activities, I am liable for punishment as per the existing law. I am responsible for the correctness of the above details filled in by me and the CONVENER, AP LAW CET & AP PGLCET - 2024 is not responsible in any way. Mere appearing for the entrance examination does not confer any right for me to take admission.

Modify Confirm / Freeze

Your AP LAW CET & AP PGLCET - 2024 Application Confirmed Successfully.  
Please note your Registration number for future correspondence  
**2410000157**  
Print Application

**“Your application was submitted successfully. Please note your Registration Number for further reference”.**

Candidates can take print out of the application by clicking on the **Print** button present bottom of the application which is useful for further correspondence. The same should be submitted in the test center. Use the **Registration number** for future reference.



# AP LAW COMMON ENTRANCE TEST - 2024

APLAWCET/APPGLCET

(Conducted by Acharya Nagarjuna University, Guntur on behalf of APSOHE)



1. Stream # : LAW CET 5 YEARS (ENTRANCE TEST FOR ADMISSION INTO FIVE YEAR B.L./LL.B COURSE)

2. (a) Qualifying Examination : INTERMEDIATE / EQUIVALENT  
 (b) Qualifying Exam Hall Ticket No # : 512  
 (c) Year of App./Passing the Qualifying Exam : 2023  
 (d) Medium of Instruction at Qualifying Exam : English  
 (e) Place of Study - Intermediate or Equivalent : Urban

3. (a) Candidate's Name # : [REDACTED]  
 (b) Father's Name # : FATHER  
 (c) Mother's Name : MOTHER  
 (d) Date of Birth (as per SSC or Equivalent) # : 19/01/2001  
 (e) Gender : MALE

4. Category# : BC\_E  
 5. Local Area : AU  
 6. (a) Non-Minority / Minority : Minority  
 (b) Minority Category : Christian  
 7. Annual Income of the Parents (Rs.) : Below Rs 1 Lakh  
 8. (a) Study Details :

Preserve the Registration Number for all future correspondence.  
**REGISTRATION NO. : 2410000213**




[Signature area]

Class - 6	Annamayya	Class - 7	Anakapalli
Class - 8	Guntur	Class - 9	Konaseema
Class - 10	Bapatla	Inter 1st Year Equivalent	Kurnool
Inter 2nd Year Equivalent	Krishna		

(b) Place of Study - SSC or Equivalent : Urban  
 (c) SSC Hall Ticket Number & Year of Passing : [REDACTED]  
 (d) Inter / Equivalent Hall Ticket Number & Year of Passing : [REDACTED]

9. (a) Address for Correspondence : 1234, PRE VILLAGE 1,  
 PRE MANDALI, TELANGANA STATE,  
 TELANGANA, 500032

(b) Contact Telephone Number (Mobile) : [REDACTED] (c) E-Mail Id : [REDACTED]  
 (d) Aadhar Card number : [REDACTED]



10. Test Centre Preferences

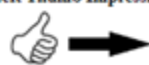
Preference - 1	Preference - 2	Preference - 3
CHITTOOR - Chittoor	KRISHNA - Godlavallera	KURNOOL - Kurnool
Preference - 4	Preference - 5	Preference - 6
NANDYAL - Nandyal	KURNOOL - Yemmiganur	KRISHNA - Machilipatnam

11. (a) Fee particulars - Payment through : ONLINE (c) Amount (in Rs.) : 867.70  
 (b) Payment Reference Id. : P241000049E3

\* - These Fields: CANNOT be edited by candidate, but written request can be made to the CONVENER or Regional Coordinator of AP LAW CET & AP PGLCET - 2024 or email to helpdeskaplwcet2023@gmail.com Remaining fields: can be edited by the candidate during the permitted period. For any details: contact at 0963-2346171.

**Declaration :** 1) I have carefully gone through the instruction booklet and I am conversant with the instructions. I shall abide by the eligibility conditions and other regulations to be satisfied for appearing at the entrance test and admission into any course prescribed. Further, I assure that, I will not involve in any malpractice or illegal activities in the entrance test. In case, I have furnished any false information or involved in any malpractice or illegal activities, I am liable for punishment as per the existing law.  
 2) I am responsible for the corrections of the above details filled by me and the CONVENER, AP LAW CET & AP PGLCET - 2024 is not responsible in anyway.

**Date :** 18/03/2024 11:28 AM

Affix a recent color photograph (3.5 cmX3.5 cm) and get attested by a Gazetted Officer or the Principal of the College where studied (Well in advance BEFORE EXAMINATION)	SIGNATURE and LEFT HAND THUMB impression of the candidate to be done in the presence of the Invigilator on the day of Examination in the Examination Hall	
	SIGNATURE OF THE CANDIDATE in the presence of the Invigilator	Left Thumb Impression 

**Note :** 1) ALL the candidates have to submit this form in the Examination Hall to the Invigilator.  
 2) Candidates are not allowed into the Examination Hall even if they are LATE BY A MINUTE.  
 3) This is computer Generated sheet and does not require the signature of the CONVENER, AP LAW CET & AP PGLCET - 2024

Print

#### Step 4: Print Application Form (Only After Submitting Application Form)

Candidates can print the submitted application form through this option.

Click on the Print Application Form tab from AP LAW CET -2024 Home page as shown in the screen below.

The screenshot shows the AP LAW COMMON ENTRANCE TEST - 2024 home page. The header includes the title and the organizing body, Acharya Nagarjuna University, Guntur. The navigation menu is located below the header. The main content area is divided into two columns. The left column contains a list of links under 'Information' and 'Instruction Booklet'. The right column contains four steps: Step 1 (Eligibility Criteria And Fee Payment), Step 2 (Know Your Payment Status), Step 3 (Fill Application (Only After Fee Payment)), and Step 4 (Print Application Form (Only After Submitting Application Form)). A red arrow points to Step 4, indicating the current step.

After clicking on the Print Application Form tab in AP LAW CET -2024 Home page, the Print Application Form for AP LAW CET-2024 page will be displayed then enter all the mandatory details and click on **Get Application Details** as shown in the screen below.

The screenshot shows the 'Print Application Form for AP LAW CET & AP PGLCET - 2024' page. The form contains the following fields and values:

Field	Value
Payment Reference ID *	P241000025D7
Registration Number *	2410000157
Qualifying Examination Hall Ticket No *	112233
Mobile Number *	[REDACTED]
Date of Birth * (dd/mm/yyyy)	04/08/2000

A red box highlights the 'Get Application Details' button at the bottom of the form.

After entering all the mandatory details and clicking on Get Application Details, the print copy of the AP LAW CET-2024 will be displayed for printing as shown in the screen below.





# AP LAW COMMON ENTRANCE TEST - 2024

APLAWCET/APPGLCET

(Conducted by Acharya Nagarjuna University, Guntur on behalf of APSCH)



1. Stream # : LAW CET 5 YEARS (ENTRANCE TEST FOR ADMISSION INTO FIVE YEAR BL/LLB COURSE)

2. (a) Qualifying Examination : INTERMEDIATE / EQUIVALENT  
(b) Qualifying Exam Hall Ticket No # : 512  
(c) Year of App./Passing the Qualifying Exam : 2023  
(d) Medium of Instruction at Qualifying Exam : English  
(e) Place of Study - Intermediate or Equivalent : Urban

Preserve the Registration Number for all future correspondence.  
**REGISTRATION NO. : 2410000213**



3. (a) Candidate's Name # : [REDACTED]  
(b) Father's Name # : FATHER  
(c) Mother's Name : MOTHER  
(d) Date of Birth (as per SSC or Equivalent) # : 19/01/2001  
(e) Gender : MALE  
4. Category# : BC\_E  
5. Local Area : AU  
6. (a) Non-Minority / Minority : Minority  
(b) Minority Category : Christian  
7. Annual Income of the Parents (Rs.) : Below Rs 1 Lakh  
8. (a) Study Details :



Class - 6	Annamayya	Class - 7	Anakapalli
Class - 8	Guntur	Class - 9	Konaseema
Class - 10	Bapatla	Inter 1st Year/Equivalent	Kurnool
Inter 2nd Year/Equivalent	Krishna		

(b) Place of Study - SSC or Equivalent : Urban  
(c) SSC Hall Ticket Number & Year of Passing : [REDACTED]  
(d) Inter / Equivalent Hall Ticket Number & Year of Passing : [REDACTED]  
9. (a) Address for Correspondence : 1234, PRE VILLAGE 1,  
PRE MANDALI, TELANGANA STATE,  
TELANGANA, 500032



(b) Contact Telephone Number (Mobile) : [REDACTED] (c) E-Mail Id : [REDACTED]  
(d) Aadhar Card number : [REDACTED]

10. Test Centre Preferences

Preference - 1	Preference - 2	Preference - 3
CHITTOOR - Chittoor	KRISHNA - Godlavallera	KURNOOL - Kurnool
Preference - 4	Preference - 5	Preference - 6
NANDYAL - Nandyal	KURNOOL - Yemmiganur	KRISHNA - Machilipatnam

11. (a) Fee particulars - Payment through : ONLINE (c) Amount (in Rs.) : \$67.70  
(b) Payment Reference Id. : P241000049E3

\* - These Fields CANNOT be edited by candidate, but written request can be made to the CONVENER or Regional Coordinator of AP LAW CET & AP PGLCET - 2024 or email to helpdeskaplwcet2023@gmail.com Remaining fields can be edited by the candidate during the permitted period. For any details contact at 0963-2346171.

**Declaration :** 1) I have carefully gone through the instruction booklet and I am conversant with the instructions. I shall abide by the eligibility conditions and other regulations to be satisfied for appearing at the entrance test and admission into any course prescribed. Further, I assure that, I will not involve in any malpractice or illegal activities in the entrance test. In case, I have furnished any false information or involved in any malpractice or illegal activities, I am liable for punishment as per the existing law.  
2) I am responsible for the corrections of the above details filled by me and the CONVENER, AP LAW CET & AP PGLCET - 2024 is not responsible in anyway.

Date : 18/03/2024 11:28 AM

Affix a recent color photograph (3.5 cmX3.5 cm) and get attested by a Gazetted Officer or the Principal of the College where studied (Well in advance BEFORE EXAMINATION)	SIGNATURE and LEFT HAND THUMB impression of the candidate to be done in the presence of the Invigilator on the day of Examination in the Examination Hall	
	SIGNATURE OF THE CANDIDATE in the presence of the Invigilator	Left Thumb Impression 

Note : 1) ALL the candidates have to submit this form in the Examination Hall to the Invigilator.  
2) Candidates are not allowed into the Examination Hall even if they are LATE BY A MINUTE.  
3) This is computer Generated sheet and does not require the signature of the CONVENER, AP LAW CET & AP PGLCET - 2024

Print