

USER GUIDE TO FILL THE ONLINE APPLICATION FORM FOR AP ECET-2024

URL: <https://cets.apsche.ap.gov.in/ECET>

The candidates are required to be ready with the **following mandatory / optional details** to fill in the appropriate fields before filling the Online Application Form:

The Mandatory / Optional details are as follows:

S.NO	Details Required	Document to be Referred
1	Credit card/Debit card details/Net Banking	Credit card/Debit card details/Net Banking
2	<ul style="list-style-type: none">• Qualifying Examination appeared or passed• Hall ticket Number of the Qualifying Examination	Marks Memo / Hall Ticket Number of Diploma holders of Engineering & Technology and B.Sc (Mathematics)
3	Stream Applied for Engineering/Pharmacy Courses	Eligibility Criteria in the AP ECET 2024 website
4	Date of Birth	Birth Certificate / SSC or Equivalent Certificate
5	Hall Ticket Number of SSC or Equivalent examination Certificate	SSC or Equivalent Certificate
6	Income of Parents	The Income certificate issued by MRO / Competent Authority
7	Study Details	Study certificates from Class I to Intermediate 10+2 / Equivalent
8	Category (SC, ST, BC, etc.) and certificate number of the Caste.	The Caste Certificate issued by the MRO/ Competent Authority
9	Special Category (NCC, PH, Sports, CAP, Bharat Scouts and Guides, etc.)	The Certificate issued by Competent Authority
10	Aadhaar Card details	12-digit Aadhaar Card Number

The following system requirements need to be available to comfortably browse ECET-2024 official website <https://cets.apsche.ap.gov.in/ECET>

SYSTEM REQUIREMENTS:

For better viewing of ECET-2024 website and smooth Application submission through ONLINE mode, the candidates are hereby informed that the following computer system requirements are most desirable:

- Chrome Browser: Latest Version
- Screen Resolution : 600x800
- pdf Reader: Adobe Acrobat Reader 8.0 and above
- Disable the pop-up blocks and uninstall all the Script blockers.

ECET 2024- FEE PAYMENT AND ONLINE APPLICATION FORM FILLING PROCESS

VISIT <https://cets.apsche.ap.gov.in/ECET>

The screenshot displays the AP ECET - 2024 website. The header includes the logo of Jawaharlal Nehru Technological University Anantapur and the APSCHE logo. The main navigation menu contains: Home, About Us, Eligibility, Registration Fee Details, Session Wise Streams, Syllabus, Important Dates, Detailed Notification, Corrections, Mock Test, and Contact Us. The main content area is divided into two columns. The left column has two tabs: 'Information' and 'Instruction Booklet & Syllabus'. Under 'Information', there is a list of links: NCC Merit List, CAP Merit List, Sports & Games Merit List, Bharath Scouts & Guides G.O., List of Sports & Games, and Local status of students migrated from Telangana to AP. The right column features four steps: Step - 1: Eligibility Criteria And Fee Payment; Step - 2: Know Your Payment Status; Step - 3: Fill Application (Only After Fee Payment); and Step - 4: Print Application Form (Only After Submitting Application Form). Below this, there is a 'SCHEDULES Click Here' button and a 'Contact Info' section with the following details: AP ECET - 2024 OFFICE, Jawaharlal Nehru Technological University Anantapur, 08554-232622 (O) (10.00 AM to 5.00 PM), E-Mail : helpdeskapcet@apsche.org, and Website : https://cets.apsche.ap.gov.in/ECET. The footer contains the text 'All Copy Rights Reserved with APSCHE.' and 'Designed & Developed By APOnline'.

There are 4 **Steps** in filling the ECET 2024 online application.

Step-1: Eligibility Criteria & Fee Payment: Candidate can make Online Fee Payment through this option.

Step-2: Know your Payment status: Candidate can check Success/Failure status of Fee Payment

Step-3: Fill Application (Only After Fee Payment): After fee payment by Debit/Credit/Net Banking modes, candidates should fill in the Application through this option.

Step-4: Print Application Form (Only After Submitting Application Form): After application form submission, candidate can print the submitted form.

Step 1 Eligibility Criteria and Fee Payment: Select/Click on **Eligibility Criteria & Fee Payment** Tab as shown in the screen below.

After clicking on **Eligibility Criteria & Fee Payment** Tab, a fee payment web page will be displayed as shown in the screen below.

Fill in the details given in the above web page. The details are **Diploma / BSC Hall Ticket Number, Candidate's Name, Date of Birth * (as per SSC or Equivalent), Mobile Number, Mobile Number Mentioned Above Is My, Alternate Mobile Number, E-Mail ID, Category, Payment Options (Convenience charges as applicable), Fee Amount.**

(Fee amount will be populated automatically based on the stream and category selected by the candidate).

AP ECET 2024 Application Form Fee:

OC	BC	SC/ST
Rs 600	Rs 550	Rs 500

PAYMENT BY NETBANKING / CREDIT / DEBIT CARD MODE: Registration fee can be paid through Net Banking or Credit Card or Debit Card.

Select the appropriate radio button for payment of registration fee as shown in the screen below:

AP ECET - 2024
Engineering Common Entrance Test
(Conducted by JNTU Anantapur on behalf of APSCHE)

Home About Us Eligibility Registration Fee Details Session Wise Streams Syllabus Important Dates Detailed Notification Corrections Mock Test Contact Us

Fee Payment for AP ECET - 2024

I have carefully read the eligibility criteria and found eligible. In the event I am found not eligible at any stage of the admission process, my admission stands cancelled.

Diploma / BSC HallTicket Number * : 9876
Note : Please Enter Diploma / BSC HallTicket No

Candidate's Name * : Manjusha

Date of Birth * (as per SSC or Equivalent) : 01/01/2000

Mobile Number * : 9876543210

Mobile Number Mentioned Above Is My * : Self Father Mother Relative

Alternate Mobile Number : Enter Alternate Mobile Number

E-Mail ID * : Manjusha@gmail.com

Category * : OC BC_A BC_B BC_C BC_D BC_E SC ST

Payment Options (Convenience charges as applicable) * : Net Banking (HDFC) Net Banking (SBI) Net Banking (ICICI) Net Banking (Others) Debit Card Credit Card

Fee Amount * : Rs. 550.00/-

NOTE : In case your account is debited and the website gets disconnected before payment receipt generation, kindly compulsory check your Payment Status using Know Your Payment Status option by providing your details. If you get message "Payment Details Not Found" , candidate is requested to go for a fresh payment and the amount for the failure transaction will be refunded to their debited bank account in 7 to 10 working days.

All Copy Rights Reserved with APSCHE. Designed & Developed By APOnline

After clicking on the **Pay** button, the control will lead you to the BANK PAYMENT GATEWAY as shown in the screen below. Fill in all the credit/Debit card/Net Banking details and click on **Pay Now** button as shown in the screen below.

APTONLINE LIMITED Reference No : EBSPA1503EA7641B2
Amount : 567.7

Cards

Pay using VISA MasterCard Debit PrePay

For Maestro cards, please enter Expiry Date and CVV no. If available or else ignore and proceed.






Card number : *

Card holder name :

Expiry date :

CVV number :


PAY NOW
[Cancel](#)

Your transaction is processed through a secure 2048 bit https internet connection based on secure socket layer technology. For security purposes, your following details have been logged.
IP address 182.78.33.220 and access time Fri Mar 15 12:19:35 IST 2024.

The confirmation of successful payment of Registration Fee is shown with the **“Your Payment done successful”** item in the below web page as **Payment Status** along with **“Payment Id”**. **(Note: Preserve both the IDs for future correspondence)**. Click on the button **“Proceed to Fill Application”** and you will be taken to the next screen.

AP ECET - 2024
Engineering Common Entrance Test
(Conducted by JNTU Anantapur on behalf of APSCHE)



[Home](#) [About Us](#) [Eligibility](#) [Registration Fee Details](#) [Session Wise Streams](#) [Syllabus](#) [Important Dates](#) [Detailed Notification](#) [Corrections](#) [Mock Test](#) [Contact Us](#)

Your Payment done Successfully

Payment ID	:	P4410000446
Candidate's Name	:	MANJUSHA
Qualifying Examination Hall Ticket No	:	9876
Payment Reference Number	:	PTM1503F4E46E35F
Mobile Number	:	9874563210
Total Amount	:	567.70

Note : Please note the above mentioned Payment ID for all your future correspondence

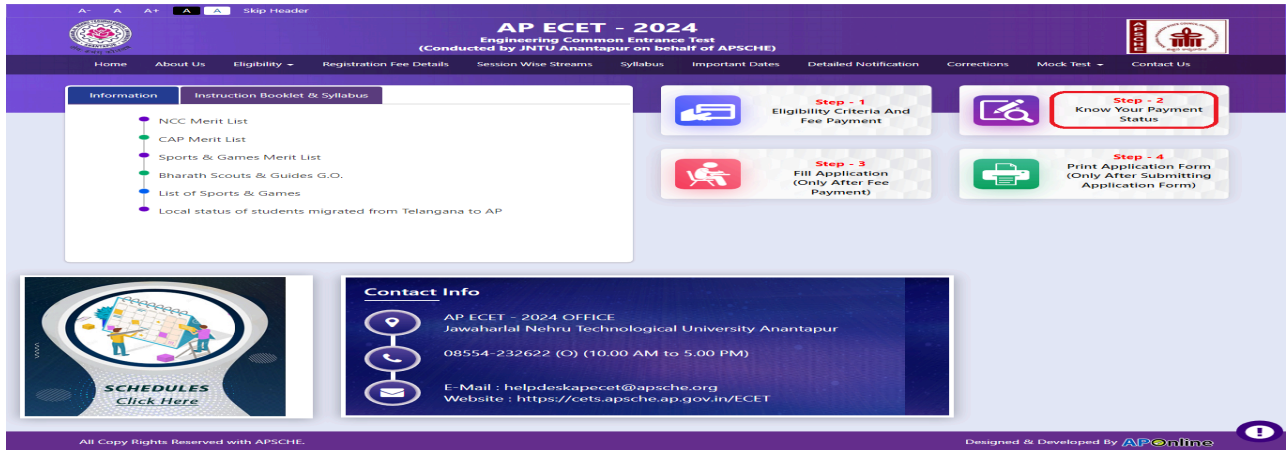
[Proceed to Fill Application](#)

Click on **“Proceed to Fill Application”** to fill the application immediately and you will be taken to the Application screen as described in step 3. If you choose another day to fill the application, simply close the window and in such case, you need to start from step3.

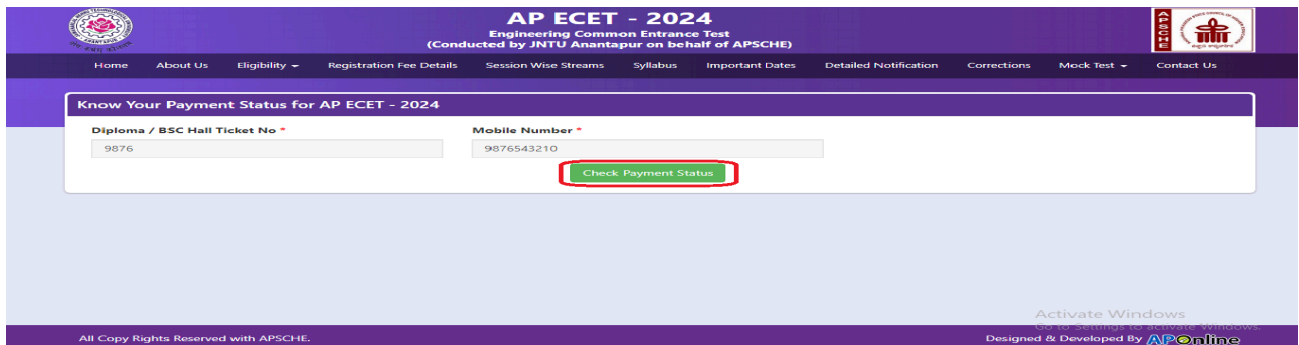
In a rare case, if the amount is deducted from your account and Payment ID is not displayed, wait for a few hours and check your payment status as described in step 2.

Otherwise pay the registration fee again as in step 1 on the next day. The amount deducted from your account made in the first attempt will be refunded or rolled back into your account.

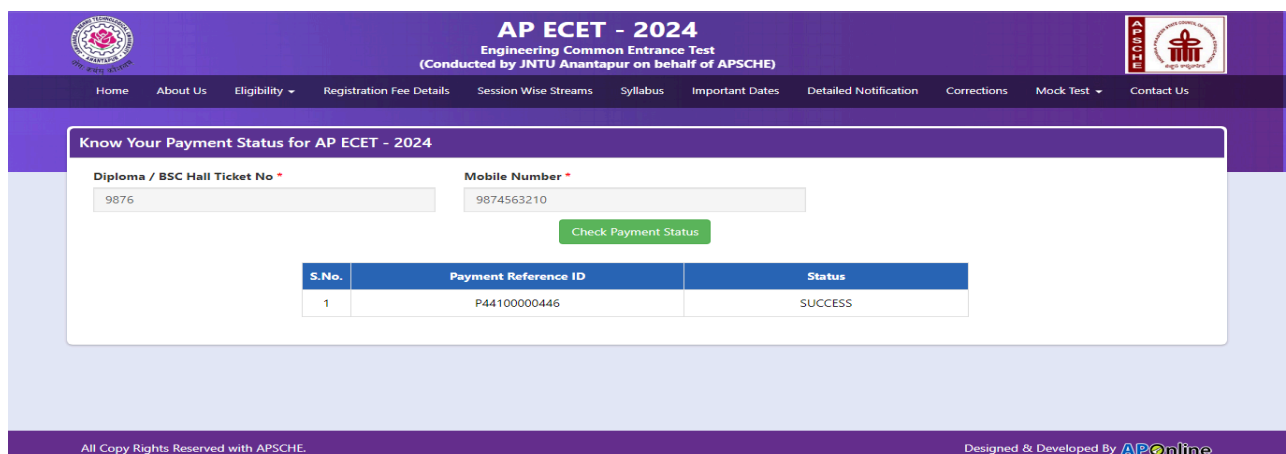
Step 2: Know Your Payment Status: In case your account is debited and the website gets disconnected before payment receipt generation, kindly check your Payment Status using the **Know Your Payment Status** option by providing your details as shown below. Click on **Know Your Payment Status** tab for checking the status of the payment as shown in the below screen.



After clicking on **Know Your Payment Status** Tab, the following page will be displayed. Enter the same Diploma/B.Sc. Hall ticket number, Mobile number as given in step 1 and click on **Check Payment Status** button as shown in the screen below.



Payment Status will be displayed by clicking on the **Check Payment Status** button as shown in the screen below.



Step 3: FILL APPLICATION (Only After Fee Payment):

The candidate can start filling the application by selecting the tab “Fill Application (only after fee payment)”.

AP ECET - 2024
Engineering Common Entrance Test
(Conducted by JNTU Anantapur on behalf of APSCHE)

Home About Us Eligibility Registration Fee Details Session Wise Streams Syllabus Important Dates Detailed Notification Corrections Mock Test Contact Us

Information Instruction Booklet & Syllabus

- NCC Merit List
- CAP Merit List
- Sports & Games Merit List
- Bharath Scouts & Guides G.O.
- List of Sports & Games
- Local status of students migrated from Telangana to AP

Step - 1 Eligibility Criteria And Fee Payment

Step - 2 Know Your Payment Status

Step - 3 Fill Application (Only After Fee Payment)

Step - 4 Print Application Form (Only After Submitting Application Form)

SCHEDULES Click Here

Contact Info

AP ECET - 2024 OFFICE
Jawaharlal Nehru Technological University Anantapur

08554-232622 (O) (10.00 AM to 5.00 PM)

E-Mail : helpdeskecet@apsche.org
Website : <https://cets.apsche.ap.gov.in/ECET>

All Copy Rights Reserved with APSCHE. Designed & Developed By APOnline

Fill in the details of Payment ID, Qualifying examination Hall ticket number, mobile number and date of birth and click on **Proceed to fill application**.

AP ECET - 2024
Engineering Common Entrance Test
(Conducted by JNTU Anantapur on behalf of APSCHE)

Home About Us Eligibility Registration Fee Details Session Wise Streams Syllabus Important Dates Detailed Notification Corrections Mock Test Contact Us

Application Form for AP ECET - 2024

Payment Reference ID * Diploma / BSC HallTicket No * Mobile Number * Date of Birth * (dd/mm/yyyy)

P44100000446 9876 9876543210 01/01/2000

Proceed to Fill Application

Activate Windows
Go to Settings to activate Windows.

All Copy Rights Reserved with APSCHE. Designed & Developed By APOnline

In the application form, the fields marked with ‘*’ symbols are MANDATORY which cannot be left blank without providing information. The details provided during the Registration Fee payment are frozen and cannot be edited.



Application Form for AP ECET - 2024

Payment Reference ID * P44100000446	Diploma / BSC HallTicket No * 9876	Mobile Number * 9874563210	Date of Birth * (dd/mm/yyyy) 01/01/2000
---	--	--------------------------------------	---

Candidate Details :

Candidate's Name *(as per SSC or Equivalent Records) MANJUSHA	Father's Name *(as per SSC or Equivalent Records) ENTER FATHER'S NAME	Mother's Name *(as per SSC or Equivalent Records) ENTER MOTHER'S NAME
Date of Birth * (dd/mm/yyyy) 01/01/2000	Gender * <input type="radio"/> Male <input type="radio"/> Female <input type="radio"/> Transgender	Aadhaar Card Number * Enter Aadhaar Card Number
Ration Card Number Enter Ration Card Number		

Annual Income of the Parents (Rs.) *

Below Rs 1 Lakh Above Rs 1 Lakh and Below Rs 2.5 Lakhs Above Rs 2.5 Lakhs and below Rs 8 Lakhs Above Rs 8 Lakhs

Income Certificate Number
Enter Income Certificate Number

Category *

BC_A **Caste Certificate Number**
Enter Caste Certificate Number i

Special Reservation Category

- National Cadet Corps (NCC)
 Children of Armed Personnel (CAP)
 Sports & Games
 Bharat Scouts and Guides

PH (Physically Handicapped)

- Blindness and Low vision
 Deaf and hard hearing
 Locomotor disability including cerebral palsy, leprosy cured, dwarfism, acid attack victims and muscular dystrophy
 Autism, Intellectual Disability, Specific Learning disability, Mental Illness
 Multiple disability, from amongst persons under clauses (a) to (d) including deaf-blindness in the posts identified for each disability

Minority / Non-Minority *

- Non-Minority Minority

Present Address

House No. (or) C/O * Enter Present House No.(or) C/O	Village / Street / Locality * Enter Present Village / Street / Locality	Mandal / Town / City * Enter Present Mandal / Town / City
District * --Select--	State * --Select--	Pin Code * Enter Present Pin Code
Mobile Number * 9874563210	Alternate Mobile Number Enter Alternate Mobile Number	Telephone Number (Landline) Enter Telephone Number (Landline)
E-Mail Id * manjusha@gmail.com		

Permanent Address Permanent Address Same as Present Address

House No. (or) C/O * Enter Permanent House No.(or) C/O	Village / Street / Locality * Enter Permanent Village / Street / Locality	Mandal / Town / City * Enter Permanent Mandal / Town / City
District * --Select--	State * --Select--	Pin Code * Enter Permanent Pin Code

Qualifying Examination

Type of the Exam *

- Diploma
 BSC (MATHEMATICS)

Course Studied at Diploma / Degree Level *

--Select--

Hall Ticket No of the Qualifying Examination *

9876

Year of App. / Passing the Qualifying Exam *

--Select--

Medium of Instruction at Qualifying Exam *

- English Telugu Urdu Others

SSC or Equivalent (10th Class) *

- Urban
 Rural

SSC Hall Ticket No *

Enter SSC Hall Ticket No

Month of Passing *

--Select--

Year of Passing *

--Select--

Place of Study

Class - 7 *

--Select--

Place / Village *

Enter Place / Village

School Name / Institute Name *

Enter School Name / Institute Name

Year Of First Appearance *

--Select--

Year Of Pass *

--Select--

Class - 8 *

--Select--

Place / Village *

Enter Place / Village

School Name / Institute Name *

Enter School Name / Institute Name

Year Of First Appearance *

--Select--

Year Of Pass *

--Select--

Class - 9 *

--Select--

Place / Village *

Enter Place / Village

School Name / Institute Name *

Enter School Name / Institute Name

Year Of First Appearance *

--Select--

Year Of Pass *

--Select--

Class - 10 *

--Select--

Place / Village *

Enter Place / Village

School Name / Institute Name *

Enter School Name / Institute Name

Year Of First Appearance *

--Select--

Year Of Pass *

--Select--

Diploma 1st Year *

--Select--

Place / Village *

Enter Place / Village

School Name / Institute Name *

Enter School Name / Institute Name

Year Of First Appearance *

--Select--

Year Of Pass *

--Select--

Diploma 2nd Year *

--Select--

Place / Village *

Enter Place / Village

School Name / Institute Name *

Enter School Name / Institute Name

Year Of First Appearance *

--Select--

Year Of Pass *

--Select--

Diploma 3rd Year *

--Select--

Place / Village *

Enter Place / Village

School Name / Institute Name *

Enter School Name / Institute Name

Year Of First Appearance *

--Select--

Year Of Pass *

--Select--

Local Area *

For local status of students migrated from Telangana to AP, refer home page

Details of Common Entrance Test

Test Centre Preferences

Preference 1 *

--Select--

Preference 2 *

--Select--

Preference 3 *

--Select--

Preference 4 *

--Select--

Preference 5 *

--Select--

Preference 6 *

--Select--

- I have carefully gone through the instruction Booklet and I am conversant with the instructions. I shall abide by the eligibility conditions and other regulations to be satisfied for appearing at the entrance test and admission into any course prescribed. Further, I assure that, I will not involve in any malpractice or illegal activities in the entrance test. In case, I have furnished any false information or involved in any malpractice or illegal activities, I am liable for punishment as per the existing law. I am responsible for the correctness of the above details filled in by me and the CONVENER, AP ECET - 2024 is not responsible in any way. Mere appearing for the entrance examination does not confer any right for me to take admission.

Save

Preview / Submit

Photo & Signature *



Photo (<50kb jpg, jpeg)

Choose File No file chosen

Signature (<30kb jpg, jpeg)

Choose File No file chosen

SAVE : Will record the partially filled details in the Database. The same can be retrieved at your convenience and you can continue to fill the rest and submit the form.

PREVIEW / SUBMIT : You will have a chance to preview your application and then finally confirm your application by clicking on Confirm button.

Candidates need to fill in the following details in the application form: **Candidate Details:**

Candidate Details :

Candidate's Name *(as per SSC or Equivalent Records) <input type="text" value="MANJUSHA"/>	Father's Name *(as per SSC or Equivalent Records) <input type="text" value="ENTER FATHER'S NAME"/>	Mother's Name *(as per SSC or Equivalent Records) <input type="text" value="ENTER MOTHER'S NAME"/>
Date of Birth *(dd/mm/yyyy) <input type="text" value="01/01/2000"/>	Gender * <input type="radio"/> Male <input type="radio"/> Female <input type="radio"/> Transgender	Aadhaar Card Number * <input type="text" value="Enter Aadhaar Card Number"/>
Ration Card Number <input type="text" value="Enter Ration Card Number"/>		

Candidate Name: Name of candidate as entered in fee payment screen will be displayed here and cannot be modified or edited.

Father's Name: The candidate has to enter his / her father's name as per 10th class records in the provided space in CAPITAL LETTERS.

Mother's Name: The candidate has to enter his / her mother's name as per 10th class records in the provided space in CAPITAL LETTERS.

Date of Birth: Date of Birth as entered in fee payment screen will be displayed here and cannot be modified or edited.

Gender: Select your Gender among the three options given.

Aadhaar Card Number/Enrollment No.: Enter your Aadhaar Card number if not available, enter the Aadhaar Enrolment number.

Ration Card Number: Enter the Ration card number of your family.

Annual Income of the Parents (in Rs.): Select any one of the three options provided as given below regarding the "Annual Income of the Parents (Rs.):" A valid income certificate issued by competent authority and its number should be entered.

Annual Income of the Parents (Rs.) *

Below Rs 1 Lakh Above Rs 1 Lakh and Below Rs 2.5 Lakhs Above Rs 2.5 Lakhs and below Rs 8 Lakhs Above Rs 8 Lakhs

Income Certificate Number

Note: Annual Income of the Parents will be auto populated on entering Income Certificate Number. Select Yes or No to confirm the details populated by the application system as shown in the screen below.

Annual Income of the Parents (Rs.) *

Below Rs 1 Lakh
 Above Rs 1 Lakh and Below Rs 2.5 Lakhs
 Above Rs 2.5 Lakhs and below Rs 8 Lakhs
 Above Rs 8 Lakhs

Income Certificate Number
XXXXXXXXXXXXXX

Income Certificate Details	
Candidate Name	: XXXXXXXXXXXX
Father Name / Husband Name	: XXXXXXXXXXXX
Valid Date	: 06/03/2027
Total Income (Rs.)	: 80000.00
Confirm Your Income Certificate Details	: <input checked="" type="radio"/> Yes <input type="radio"/> No


If the candidate's Annual Income of the Parents is not auto populated on entering Income Certificate Number, the candidate should enter the Income Certificate Number manually and proceed.

Caste Category: Enter the caste certificate number issued by the competent authority.

Note: Caste Certificate Details will be auto populated on entering Caste Certificate Number. Select Yes or No to confirm the details populated by the application system as shown in the screen below.

Category *

BC_A

Caste Certificate Number
XXXXXXXXXXXXXX 

Caste Certificate Details	
Candidate Name	: XXX
Father Name	: XXXXXXX
Category	: BRAHMIN (OC)
Confirm Your Caste Certificate Details	: <input checked="" type="radio"/> Yes <input type="radio"/> No

If the candidate's Caste Certificate Details are not auto populated on entering the Caste Certificate Number, the candidate should enter the Caste Certificate Number manually and proceed.

Note: EWS option in the application will be visible only if the candidate belongs to the OC category.

Eligible for **EWS (Economically Weaker Sections):** Click on Yes if you are eligible for EWS and have a valid EWS certificate issued by Tahsildar. After clicking on 'Yes' you have to enter the EWS certificate number.

Special Reservation Category: Reservations are provided for candidates with **NCC, CAP, Sports & Games, Bharat Scouts and Guides** categories also.

Select the applicable categories as shown in the screen below.



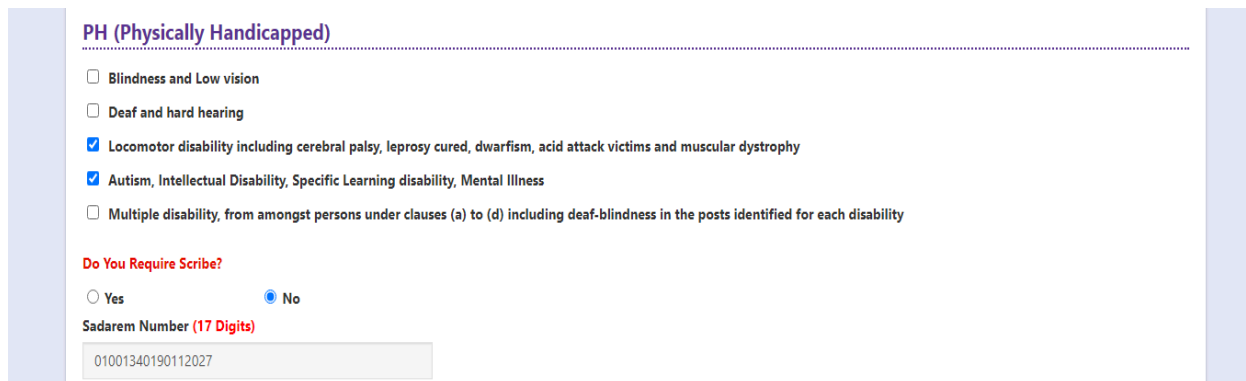
Special Reservation Category

- National Cadet Corps (NCC)
- Children of Armed Personnel (CAP)
- Sports & Games
- Bharat Scouts and Guides

Physically Handicapped:

In case of PH, the medical board certificate issued through SADAREM shall be entered.

Note: If the candidate is Physically Handicapped, select the type of disability and enter Sadarem Number.



PH (Physically Handicapped)

- Blindness and Low vision
- Deaf and hard hearing
- Locomotor disability including cerebral palsy, leprosy cured, dwarfism, acid attack victims and muscular dystrophy
- Autism, Intellectual Disability, Specific Learning disability, Mental Illness
- Multiple disability, from amongst persons under clauses (a) to (d) including deaf-blindness in the posts identified for each disability

Do You Require Scribe?

Yes No

Sadarem Number (17 Digits)

01001340190112027

Sadarem Certificate Details will be auto populated on entering **Sadarem Number**. Select **Yes** or **No** to confirm the details populated by the application system as shown in the screen below.

Sadarem Certificate Details		
Candidate Name	:	श्रीधरप्रतापसिंहगुणवर्धन
PH Category	:	Visual Impairment
Percentage	:	40.0
Confirm Your Sadarem Details	:	<input checked="" type="radio"/> Yes <input type="radio"/> No

If the candidate's Sadarem Certificate Details are not auto populated on entering Sadarem Number, the candidate should enter the Sadarem Number manually.

Minority/ Non-Minority: If the candidate belongs to any of the minority communities such as Muslim,

Christian, Buddhist, Sikh, Jain, Zoroastrian or Other minority, click on the Minority button and select the applicable minority. Otherwise, if the candidate does not belong to a Minority community, then the non-Minority option has to be clicked.

Minority / Non-Minority *

Non-Minority Minority

Present Address & Permanent Address:

Candidate should enter his/her Present & Permanent address with the following fields House No or C/O, Village/Street/Locality, Mandal/Town/City, District, State, Pin code, Mobile No & Email ID as shown in the screen below.

Present Address		
House No. (or) C/O *	Village / Street / Locality *	Mandal / Town / City *
H.No 9-6/46	Allavaram	Amalapuram
District *	State *	Pin Code *
East Godavari	ANDHRA PRADESH	534343
Mobile Number *	Alternate Mobile Number	Telephone Number (Landline)
9549095490	Enter Alternate Mobile Number	Enter TelePhone Number (Landline)
E-Mail Id *		
vignesh@yahoo.com		
Permanent Address <input checked="" type="checkbox"/> Permanent Address Same as Present Address		
House No. (or) C/O *	Village / Street / Locality *	Mandal / Town / City *
H.No 9-6/46	Allavaram	Amalapuram
District *	State *	Pin Code *
East Godavari	ANDHRA PRADESH	534343

House No. (Or) C/O: Candidate should enter his/her House Number.

Village/Street /Locality: Candidate should enter his/her Street Number or Locality Number or Village Name.

Mandal/Town/City: Candidate should enter his/her Mandal Name or Town Name or City Name.

District: Candidate should enter his / her District Name.

State: Candidate should enter his/her State Name.

Pin Code: Candidate should enter his/her State Pin Code Number.

Mobile Number: Mobile Number will be auto populated as it is provided in Fee Payment (Step-1)

Alternate Mobile Number and Telephone Number: Candidate should enter his/her Alternate Mobile Number and Telephone Number.

Email Id: Email Id will be auto populated as it is provided in Fee Payment (Step-1).

Note: Select **Permanent Address** check box if the present address is your **Permanent Address**

Qualifying Examination:

Select the appropriate type of **Qualifying examination Diploma /Degree** and also select the name of course studied at Diploma / Degree level.

Note: Please refer to the Instruction booklet for qualifying examination Diploma /Degree present in the AP ECET-2024 website.

Enter the **Hall Ticket Number** of the qualifying examination (Diploma / Degree as applicable) and the year of passing the qualifying examination / appearing for the final year of qualifying examination.

Medium of Instruction at Qualifying Exam: Enter the medium of instruction at the qualifying examination (diploma or degree as applicable).

Qualifying Examination

Type of the Exam *

Diploma

BSC (MATHEMATICS)

Course Studied at Diploma / Degree Level *

CME - COMPUTER ENGINEERING

Hall Ticket No of the Qualifying Examination *

1234567890

Year of App. / Passing the Qualifying Exam *

2022

Medium of Instruction at Qualifying Exam *

English Telugu Urdu Others

SSC or Equivalent (10th Class): Candidate should select Urban or Rural location where he pursued his 10th class study, Enter the SSC (10th class) or Equivalent Hall Ticket No, Month of Passing and Year of Passing.

On entering SSC Hall Ticket No, Month of Passing & Year of passing, Candidate details will be populated, if not Candidate should enter manually.

If SSC details populated Select Yes or No to confirm the details populated by the application system as shown in the screen below.

SSC or Equivalent (10th Class) *

Urban Rural

Hall Ticket No * 142XXXXXX

Month of Passing * March

Year of Passing * 2014

Intermediate or Equivalent (10+2) *

Urban Rural

SSC Education Details *	
Candidate Name	: XXXXXXXXXXXXX
Father Name	: XXXXXXXXXXXXX
Date of Birth	: 14/03/1999
School Name	: RAJU HIGH SCHOOL(EM & TM), RAVACHOTI
District	: Y.S.R
Confirm Your SSC Education Details	: <input type="radio"/> Yes <input type="radio"/> No

Intermediate or Equivalent (10+2): Candidate should select Urban or Rural location where he pursued his 10+2 classes of study. Enter the Intermediate / 10+2 or Equivalent Hall Ticket No. Month of Passing and Year of Passing [if applicable] .

Places of Study: The candidate has to select the district name from the drop-down values related to his study for each class . If a candidate has studied in a state other than Andhra Pradesh or Telangana, then select OTHER STATE. If studied outside India, select OTHER COUNTRY.

Place of Study

Class - 7 *	Place / Village *	School Name / Institute Name *	Year Of First Appearance *	Year Of Pass *
Anantapur	p7	s7	2016	2017
Class - 8 *	Place / Village *	School Name / Institute Name*	Year Of First Appearance *	Year Of Pass *
Anantapur	p8	s8	2017	2018
Class - 9 *	Place / Village *	School Name / Institute Name *	Year Of First Appearance *	Year Of Pass *
Nandyal	p9	s9	2018	2019
Class - 10 *	Place / Village *	School Name / Institute Name *	Year Of First Appearance *	Year Of Pass *
Palnadu	p10	s10	2019	2020
Diploma 1st Year *	Place / Village *	School Name / Institute Name *	Year Of First Appearance *	Year Of Pass *
NTR	pd1	sd1	2020	2022
Diploma 2nd Year *	Place / Village *	School Name / Institute Name *	Year Of First Appearance *	Year Of Pass *
Palnadu	pd2	sd2	2022	2023
Diploma 3rd Year *	Place / Village *	School Name / Institute Name *	Year Of First Appearance *	Year Of Pass *
Kurnool	pd3	sd3	2023	2024

Local Area *

SVU For local status of students migrated from Telangana to AP, refer home page

Local Area: Based on the places of study during the preceding 7 years of the qualifying examination, the local area is decided.

On entering the candidate's places of study, the local area of the candidate is auto populated by the application system i.e., AU, SVU, OU or Non-Local. However, these credentials will be verified based on the certificates produced at the time of admission.

Details of Common Entrance Test

Selection of ECET Engineering Subject will be populated based on the qualifying examination details entered.

Details of Common Entrance Test

Choose ECET Exam Paper For Entrance Test *

CSE - COMPUTER SCIENCE AND ENGINEERING

Test Centre Preference:

Candidates are given option to choose minimum six Test Center Preferences choice as shown in the screen below

However, Convener reserves the right to allot candidates to any other center(s) in unavoidable circumstances.

Test Centre Preferences

Preference 1 *

ANANTAPUR - Gooty

Preference 2 *

ANANTAPUR - Tadipatri

Preference 3 *

ANANTAPUR - Anantapur

Preference 4 *

KRISHNA - Machilipatnam

Preference 5 *

KRISHNA - Gudlavalleru

Preference 6 *

KURNOOL - Kurnool

Photo and Signature:

Photo & Signature *



Photo (<50kb jpg, jpeg)

Choose File No file chosen

Signature

Signature (<30kb jpg, jpeg)

Choose File No file chosen

DON'T FORGET to upload your Photograph & Signature. A good quality passport size photograph in .jpg or .jpeg of less than 50Kb and signature signed with a black pen on a white paper shall be scanned and saved as .jpg or .jpeg of less than 30Kb shall be uploaded by clicking on browse button under the photograph and signature panels and selecting the files already kept ready.

Save and Preview/Submit

After furnishing ALL the required data and correct particulars, read the declaration at the end of the page and select the check box if you are done with Online Application Form filling. Then, click on save to save the data.

ANANTAPUR - Gooty

Preference 2 * ANANTAPUR - Tadipatri

Preference 3 * ANANTAPUR - Anantapur

Preference 4 * KRISHNA - Machilipatnam

Preference 5 * KRISHNA - Gudlavalleru

Preference 6 * KURNOOL - Kurnool

Photo (<50kb jpg, jpeg) Choose File No file chosen

Signature (<30kb jpg, jpeg) Choose File No file chosen

I have carefully gone through the instructions and eligibility conditions and other regulations to be satisfied for appearing at the entrance test and admission into any course prescribed. Further, I assure that, I will not involve in any malpractice or illegal activities in the entrance test. In case, I have furnished any false information or involved in any malpractice or illegal activities, I am liable for punishment as per the existing law. I am responsible for the correctness of the above details filled in by me and the CONVENER, AP ECET - 2024 is not responsible in any way. Mere appearing for the entrance examination does not confer any right for me to take admission.

Save Preview / Submit

SAVE: Will record the partially filled details in the Database. The same can be retrieved at your convenience and you can continue to fill the rest and submit the form.

PREVIEW / SUBMIT: You will have a chance to preview your application and then finally confirm your application by clicking on Confirm button.

All Copy Rights Reserved with APSCHE. Designed & Developed By APOnline

If you are sure of the data entered, you can Preview/submit the online application as shown in the screen below.

I have carefully gone through the instruction Booklet and I am conversant with the instructions. I shall abide by the eligibility conditions and other regulations to be satisfied for appearing at the entrance test and admission into any course prescribed. Further, I assure that, I will not involve in any malpractice or illegal activities in the entrance test. In case, I have furnished any false information or involved in any malpractice or illegal activities, I am liable for punishment as per the existing law. I am responsible for the correctness of the above details filled in by me and the CONVENER, AP ECET - 2023 is not responsible in any way. Mere appearing for the entrance examination does not confer any right for me to take admission.

Save Preview / Submit

SAVE: Will record the partially filled details in the Database. The same can be retrieved at your convenience and you can continue to fill the rest and submit the form.

PREVIEW / SUBMIT: You will have a chance to preview your application and then finally confirm your application by clicking on Confirm button.

All Copy Rights Reserved with APSCHE. Designed & Developed By APOnline

Further, the same will be displayed at the bottom of the page. If all the details are furnished, then the screen will change to the next page after the Submit button is clicked.

Clicking on the Submit button will display the preview page with the details furnished by the candidate as shown in the screen below with **Modify & Confirm** buttons at the end of the page.



Application Preview for AP ECET - 2024

Candidate Details

Candidate's Name * MANJUSHA <small>(As per SSC or Equivalent Records)</small>	Father's Name * F <small>(As per SSC or Equivalent Records)</small>	Mother's Name * M <small>(As per SSC or Equivalent Records)</small>
Date of Birth * (dd/mm/yyyy) 01/01/2000	Gender * FEMALE	Aadhar Card Number 928602846192
Ration Card Number		

Annual Income of the Parents (Rs.) *

Below Rs 1 Lakh

Income Certificate Number
IC012324724979

Income Certificate Details	
Candidate Name	B SUNKAMMA
Father Name / Husband Name	B NARAYANA
Valid Date	06/03/2027
Total Income (Rs.)	8000.00
Confirm Your Income Certificate Details	YES

Category *

BC_A

Caste Certificate Number
CC01160938495

Caste Certificate Details	
Candidate Name	KHANDAVILLIL N S S P R K G PRABHASHASTRY
Father Name	SITARAM
Category	BRAHMIN (OC)
Confirm Your Caste Certificate Details	YES

Special Reservation Category

National Cadet Corps (NCC) :NO
Children of Armed Personnel (CAP) :YES
Sports & Games :YES
Bharat Scouts and Guides :NO

PH (Physically Handicapped)

Blindness and Low vision :NO
Deaf and hard hearing :NO
Locomotor disability including cerebral palsy, leprosy cured, dwarfism, acid attack victims and muscular dystrophy :YES
Autism, Intellectual Disability, Specific Learning disability, Mental illness :YES
Multiple disability, from amongst persons under clauses (a) to (d) including deaf-blindness in the posts identified for each disability :NO

Do You Require Scribe?
NO

Sadarem Number (17 Digits) *
01001340190112027

Minority / Non-Minority *

NON-MINORITY

Present Address

House No. (or) C/O * HIG-52	Village / Street / Locality * SR PURAM	Mandal / Town / City * SR MANDAL
District * Alluri Sitharama Raju	State * ANDHRA PRADESH	Pin Code * 500032
Mobile Number * 9874563210	Alternate Mobile Number 9874563212	Telephone Number (Landline) 9802362512

E-Mail Id *
manjusha@gmail.com

Permanent Address

House No. (or) C/O * HIG-53	Village / Street / Locality * AMALAPURAM	Mandal / Town / City * AMALAPURAM
District * East Godavari	State * ANDHRA PRADESH	Pin Code * 500032

Qualifying Examination

Type of the Exam *
DIPLOMA

Course Studied at Diploma / Degree Level *
ANIMATION AND MULTIMEDIA

Hall Ticket No of the Qualifying Examination *
9876

Year of App. / Passing the Qualifying Exam *
2007

Medium of Instruction at Qualifying Exam *
English

SSC or Equivalent (10th Class) *

URBAN

SSC Hall Ticket No. *
1315118616

Month of Passing *
March

Year of Passing *
2013

SSC Education Details	
Candidate Name	THUNGALA MANJUSHA
Father Name	THUNGALA SIVAJI
Date of Birth	25/04/1998
School Name	RAMAKRISHNA MISSION H S SEETHANAGARAM
District	GUNTUR-II
Confirm Your SSC Certificate Details	YES

Place of Study

Class - 7 * Anantapur	Place / Village * P7	School Name / Institute Name * S7	Year Of First Appearance * 2016	Year Of Pass * 2017
Class - 8 * Anantapur	Place / Village * P8	School Name / Institute Name * S8	Year Of First Appearance * 2017	Year Of Pass * 2018
Class - 9 * Nandyal	Place / Village * P9	School Name / Institute Name * S9	Year Of First Appearance * 2018	Year Of Pass * 2019
Class - 10 * Palnadu	Place / Village * P10	School Name / Institute Name * S10	Year Of First Appearance * 2019	Year Of Pass * 2020
Diploma 1st Year * NTR	Place / Village * PD1	School Name / Institute Name * SD1	Year Of First Appearance * 2020	Year Of Pass * 2022
Diploma 2nd Year * Palnadu	Place / Village * PD2	School Name / Institute Name * SD2	Year Of First Appearance * 2022	Year Of Pass * 2023
Diploma 3rd Year * Kurnool	Place / Village * PD3	School Name / Institute Name * SD3	Year Of First Appearance * 2023	Year Of Pass * 2024

SVU

For local status of students migrated from Telangana to AP, refer home page

Details of Common Entrance Test

Choose ECET Exam Paper For Entrance Test *
CSE - COMPUTER SCIENCE AND ENGINEERING

Test Centre Preferences

Preference 1 : ANANTAPUR - Gooty
Preference 2 : ANANTAPUR - Tadipatri
Preference 3 : ANANTAPUR - Anantapur
Preference 4 : KRISHNA - Machilipatnam
Preference 5 : KRISHNA - Gudlavalleru
Preference 6 : KURNOOL - Kurnool

Photo & Signature *



I have carefully gone through the instruction Booklet and I am conversant with the instructions. I shall abide by the eligibility conditions and other regulations to be notified for appearing at the entrance test and admission into any course prescribed. Further, I assure that, I will not involve in any malpractice or illegal activities in the entrance test. In case, I have furnished any false information or involved in any malpractice or illegal activities, I am liable for punishment as per the existing law. I am responsible for the correctness of the above details filled in by me and the CONVENER, AP ECET - 2024 is not responsible in any way. Mere appearing for the entrance examination does not confer any right for me to take admission.

A click on the Modify button enables the candidate to re-inspect the entire application to correct any errors or mistakes in the saved application.

Confirm/Freeze: Click on Confirm/Freeze button for submitting the application.

I have carefully gone through the instruction Booklet and I am conversant with the instructions. I shall abide by the eligibility conditions and other regulations to be satisfied for appearing at the entrance test and admission into any course prescribed. Further, I assure that, I will not involve in any malpractice or illegal activities in the entrance test. In case, I have furnished any false information or involved in any malpractice or illegal activities, I am liable for punishment as per the existing law. I am responsible for the correctness of the above details filled in by me and the CONVENER, AP ECET - 2023 is not responsible in any way. Mere appearing for the entrance examination does not confer any right for me to take admission.

Modify Confirm / Freeze

Activate Windows
Go to Settings to activate Windows.

All Copy Rights Reserved with APSCE. Designed & Developed By APOnline

Clicking on the Confirm/Freeze button, candidates can view a pop up alert as **“Your application is submitted successfully. Please note your Application Number for further reference”**. Candidates can take print applications by clicking on the Print **Application** button which is useful for further correspondence.

SVU For local status of students migrated from Telangana to AP, refer home page

Details of Common Entrance Test

Choose ECET Exam Paper For Entrance Test *
CSE - COMPUTER SCIENCE AND ENGINEERING

Test Centre Preferences

Preference 1 : ANANTAPUR - Gooty
Preference 2 : ANANTAPUR - Tadipatri
Preference 3 : ANANTAPUR - Anantapur
Preference 4 : KRISHNA - Machilipatnam
Preference 5 : KRISHNA - Gudlavalleru
Preference 6 : KURNOOL - Kurnool

Photo & Signature *

Signature

Your AP ECET - 2024 Application Confirmed Successfully. Please note your
Registration number for future correspondence
441000011
Print Application

I have carefully gone through the instruction Booklet and I am conversant with the instructions. I shall abide by the eligibility conditions and other regulations to be satisfied for appearing at the entrance test and admission into any course prescribed. Further, I assure that, I will not involve in any malpractice or illegal activities in the entrance test. In case, I have furnished any false information or involved in any malpractice or illegal activities, I am liable for punishment as per the existing law. I am responsible for the correctness of the above details filled in by me and the CONVENER, AP ECET - 2024 is not responsible in any way. Mere appearing for the entrance examination does not confer any right for me to take admission.

Modify Confirm / Freeze

All Copy Rights Reserved with APSCE. Designed & Developed By APOnline

“Your application was submitted successfully. Please note your Registration Number for further reference”.

Candidates can take print out of the application by clicking on the Print Application button which is useful for further correspondence.

Save the **“Filled in Online Application Form”** and take a print out of the **“Filled in Online Application Form”** and should be submitted in the test center. Use the Registration number for future reference.



AP ECET - 2024

Engineering Common Entrance Test
(Conducted by JNTU Anantapur on behalf of APSCHE)



1. ECET Exam Paper For Entrance Test # : CSE - COMPUTER SCIENCE AND ENGINEERING
2. (a) Qualifying Examination# : DIPLOMA
 (b) Qualifying Exam Hall Ticket No # : 9876
 (c) Year of App./Passing the Qualifying Exam : 2007
 (d) Medium of Instruction at Qualifying Exam : English
 (e) Place of Study - Intermediate or Equivalent : URBAN
3. (a) Candidate's Name # : MANJUSHA
 (b) Father's Name # : F
 (c) Mother's Name : M
 (d) Date of Birth (as per SSC or Equivalent) # : 01/01/2000
 (e) Gender : FEMALE
4. Category : BC_A
 5. Local Area : SVU
 6. (a) Non-Minority / Minority : NON-MINORITY
 (b) Minority Category : N.A
 7. Annual Income of the Parents (Rs.) : Below Rs 1 Lakh
 8. (a) Study Details :

Preserve the Registration Number for all future correspondence.
REGISTRATION NO. : 4410000011



Signature

Class - 7	Anantapur	Class - 8	Anantapur
Class - 9	Nandyal	Class - 10	Palnadu
Diploma 1st Year	NTR	Diploma 2nd Year	Palnadu
Diploma 3rd Year	Kurnool		

- (b) Place of Study - SSC or Equivalent : URBAN
 (c) SSC Hall Ticket Number & Year of Passing : 1315118616 , March - 2013
 (c) Inter Hall Ticket Number & Year of Passing : N.A
9. (a) Address for Correspondence :
 : HIG-52, SR PURAM,
 SR MANDAL, Alluri Sitharama Raju,
 ANDHRA PRADESH, 500032
- (b) Contact Telephone Number (Mobile) : 9874563210 (c) E-Mail Id : manjusha@gmail.com
 (d) Aadhar Card number : 928602846193



10. Test Centre Preferences

Preference - 1	Preference - 2	Preference - 3
ANANTAPUR - Gooty	ANANTAPUR - Tadipatri	ANANTAPUR - Anantapur
Preference - 4	Preference - 5	Preference - 6
KRISHNA - Machilipatnam	KRISHNA - Gudlavallera	KURNOOL - Kurnool

11. (a) Fee particulars - Payment through : ONLINE (c) Amount (in Rs.) : 567.70
 (b) Payment Reference Id. : P44100000446

- These Fields CANNOT be edited by candidate, but written request can be made to the CONVENER or Regional Coordinator of AP ECET - 2024 or email to helpdeskapcet@apsche.org
 Remaining fields can be edited by the candidate during the permitted period. For any details contact at 08554-232622 (O).

Declaration : 1) I have carefully gone through the instruction booklet and I am conversant with the instructions. I shall abide by the eligibility conditions and other regulations to be satisfied for appearing at the entrance test and admission into any course prescribed. Further, I assure that, I will not involve in any malpractice or illegal activities in the entrance test. In case, I have furnished any false information or involved in any malpractice or illegal activities, I am liable for punishment as per the existing law.
 2) I am responsible for the corrections of the above details filling by me and the CONVENER AP ECET-2024 is not responsible in anyway.

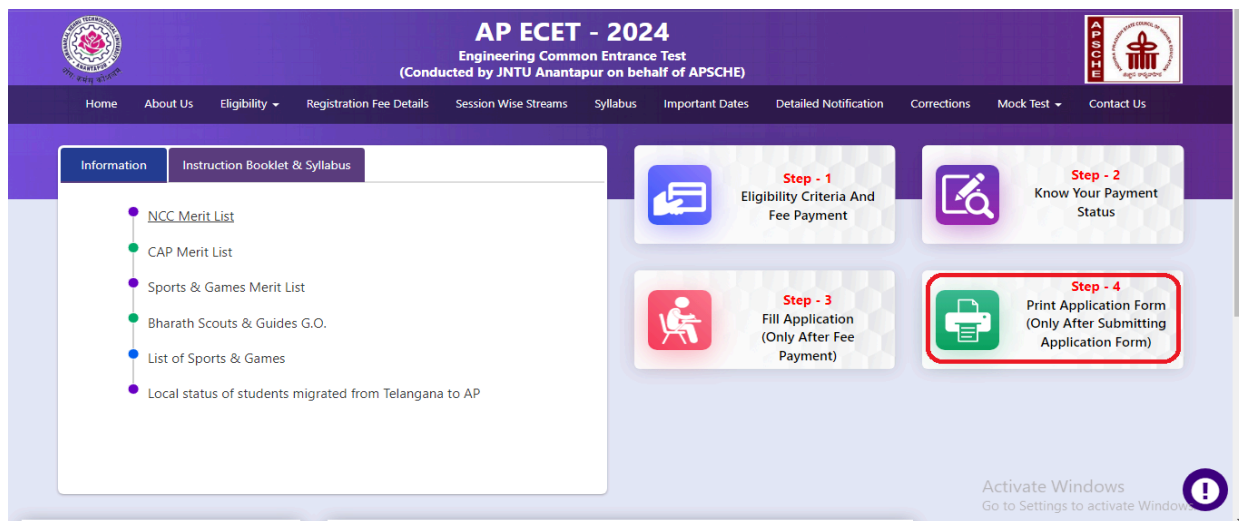
Date : 15/03/2024 04:33 PM

Affix a recent color photograph (3.5 cmX3.5 cm) and get attested by a Gazetted Officer or the Principal of the College where studied (Well in advance BEFORE EXAMINATION)	SIGNATURE and LEFT HAND THUMB impression of the candidate to be done in the presence of the Invigilator on the day of Examination in the Examination Hall		
	SIGNATURE OF THE CANDIDATE in the presence of the Invigilator	Left Thumb Impression	

- Note :** 1) ALL the candidates have to submit this form in the Examination Hall to the Invigilator.
 2) Candidates are not allowed into the Examination Hall even if they are LATE BY A MINUTE.
 3) This is computer Generated sheet and does not require the signature of the CONVENER, AP ECET-2024

Print

Step 4: Print Application Form (Only after Submitting Application Form): The candidate can print the submitted application through this option.



After clicking on the Print Application Form link from the Application tab of AP ECET-2024 Home page, the Print Application Form for APECET-2024 page will be displayed then enter all the mandatory details and click on **Get Application Details** button as show in the screen below.

The screenshot shows the "Print Application Form for AP ECET - 2024" page. The header is identical to the previous screenshot. The main content area contains a form with the following fields and values:

Payment Reference ID *	Registration Number *	Diploma / BSC HallTicket No *
P4410000446	4410000011	9876
Mobile Number *	Date of Birth * (dd/mm/yyyy)	
9874563210	01/01/2000	

Below the form is a green button labeled "Get Application Details" which is highlighted with a red border.

After entering all the mandatory details and clicking on the Get Application Details button, the print copy of the AP ECET -2024 will be displayed for printing as shown in the screen below.



AP ECET - 2024

Engineering Common Entrance Test
(Conducted by JNTU Anantapur on behalf of APSCHE)



1. ECET Exam Paper For Entrance Test # : CSE - COMPUTER SCIENCE AND ENGINEERING
2. (a) Qualifying Examination# : DIPLOMA
 (b) Qualifying Exam Hall Ticket No # : 9876
 (c) Year of App./Passing the Qualifying Exam : 2007
 (d) Medium of Instruction at Qualifying Exam : English
 (e) Place of Study - Intermediate or Equivalent : URBAN
3. (a) Candidate's Name # : MANJUSHA
 (b) Father's Name # : F
 (c) Mother's Name : M
 (d) Date of Birth (as per SSC or Equivalent) # : 01/01/2000
 (e) Gender : FEMALE
4. Category : BC_A
5. Local Area : SVU
6. (a) Non-Minority / Minority : NON-MINORITY
 (b) Minority Category : N.A
7. Annual Income of the Parents (Rs.) : Below Rs 1 Lakh
8. (a) Study Details :

Preserve the Registration Number for all future correspondence.
REGISTRATION NO. : 4410000011



Signature

Class - 7	Anantapur	Class - 8	Anantapur
Class - 9	Nandyal	Class - 10	Palnadu
Diploma 1st Year	NTR	Diploma 2nd Year	Palnadu
Diploma 3rd Year	Kurnool		

- (b) Place of Study - SSC or Equivalent : URBAN
 (c) SSC Hall Ticket Number & Year of Passing : 1315118616 , March - 2013
 (c) Inter Hall Ticket Number & Year of Passing : N.A
9. (a) Address for Correspondence :
 : HIG-52, SR PURAM,
 : SR MANDAL, Alluri Sitharama Raju,
 : ANDHRA PRADESH, 500032
- (b) Contact Telephone Number (Mobile) : 9874563210 (c) E-Mail Id : manjusha@gmail.com
 (d) Aadhar Card number : 928602846193



10. Test Centre Preferences

Preference - 1	Preference - 2	Preference - 3
ANANTAPUR - Gooty	ANANTAPUR - Tadipatri	ANANTAPUR - Anantapur
Preference - 4	Preference - 5	Preference - 6
KRISHNA - Machilipatnam	KRISHNA - Gudlavalleru	KURNOOL - Kurnool

11. (a) Fee particulars - Payment through : ONLINE (c) Amount (in Rs.) : 567.70
 (b) Payment Reference Id. : P44100000446

- These Fields CANNOT be edited by candidate, but written request can be made to the CONVENER or Regional Coordinator of AP ECET - 2024 or email to helpdeskapecet@apsche.org
 Remaining fields can be edited by the candidate during the permitted period. For any details contact at 08554-232622 (O).

Declaration : 1) I have carefully gone through the instruction booklet and I am conversant with the instructions. I shall abide by the eligibility conditions and other regulations to be satisfied for appearing at the entrance test and admission into any course prescribed. Further, I assure that, I will not involve in any malpractise or illegal activities in the entrance test. In case, I have furnished any false information or involved in any malpractise or illegal activities, I am liable for punishment as per the existing law.
 2) I am responsible for the corrections of the above details filling by me and the CONVENER AP ECET-2024 is not responsible in anyway.

Date : 15/03/2024 04:33 PM

Affix a recent color photograph (3.5 cmX3.5 cm) and get attested by a Gazetted Officer or the Principal of the College where studied (Well in advance BEFORE EXAMINATION)	SIGNATURE and LEFT HAND THUMB impression of the candidate to be done in the presence of the Invigilator on the day of Examination in the Examination Hall	
	SIGNATURE OF THE CANDIDATE in the presence of the Invigilator	Left Thumb Impression

- Note :** 1) ALL the candidates have to submit this form in the Examination Hall to the Invigilator.
 2) Candidates are not allowed into the Examination Hall even if they are LATE BY A MINUTE.
 3) This is computer Generated sheet and does not require the signature of the CONVENER, AP ECET-2024

Print