

USER GUIDE TO FILL THE ONLINE APPLICATION FORM FOR
AP PGECET- 2024

The candidates are required to be ready with the **following mandatory / optional details** to fill in the appropriate fields before filling the Online Application Form:

The Mandatory / Optional details are as follows:

| S.NO | Details Required | Document to be Referred |
|-------------|--|--|
| 1 | Credit card/Debit card details/Net Banking | Credit Card / Debit Card/Net banking |
| 2 | <ul style="list-style-type: none">• Qualifying Examination appeared or passed• Hall ticket Number of the Qualifying Examination | Marks's memos / Hall Ticket Number of Degree / Intermediate / 10 th |
| 3 | Examination paper chosen for entrance test (AP PGECET) | AP PGECET Eligibility Criteria |
| 4 | Date of Birth | Birth Certificate / SSC or Equivalent Certificate |
| 5 | Hall Ticket Number of SSC or Equivalent examination Certificate | SSC or Equivalent Certificate |
| 6 | Income of Parents (Income Up to Rs.1.0 lakh or Up to Rs. 8.0 lakhs) | The Income certificate issued by MRO / Competent Authority |
| 7 | Study Details | Study certificates from Class 10 to DEGREE/ PG |
| 8 | Category (SC, ST, BC, etc.) and certificate number of the Caste. | The Caste Certificate issued by the MRO/ Competent Authority |
| 9 | Special Category (NCC, PH, Sports, CAP, Bharat Scouts and Guides,etc.) | The Certificate issued by Competent Authority |
| 10 | Aadhaar Card details | 12-digit Aadhaar Card Number |

The following system requirements need to be available to comfortably browse PGECET-2024 official website <https://cets.apsche.ap.gov.in/PGECET>

SYSTEM REQUIREMENTS:

For better viewing of AP PGECET-2024 website and smooth Application submission through ONLINE mode, the candidates are hereby informed that the following computer system requirements are most desirable:


- Google Chrome Latest version
- Adobe Acrobat Reader 8.0 and above
- Disable the pop-up blocks and uninstall all the Script blockers.

AP PGECET 2024- FEE PAYMENT AND ONLINE APPLICATION FORM FILLING PROCESS

Stage 1: On your Internet Browser, type the website address

<https://cets.apsche.ap.gov.in/PGECET> and press **Enter**. The following screen is displayed

on your computer screen.



There are 4 **Steps** in filing the AP PGECET online application.

Step-1: Fee Payment: Candidates can make Online Fee Payment through this option.


Step-2: Know your Payment status: Candidate can check Success/Failure status of Fee Payment

Step-3: Fill Application (Only After Fee Payment): After fee payment, candidate should fill in the Application form through this option.

Step-4: Print Application Form (Only After Submitting Application Form): After application form submission, candidate can print the submitted form.

Step 1: Fee Payment

Select **Fee Payment Tab** to make application fee payment as shown in the screen below.



After clicking on **Fee Payment Tab**, a fee payment web page will be displayed as shown in the screen below.

[Home](#)
[Eligibility](#)
[Syllabus](#)
[Important dates](#)
[Notification](#)
[Corrections](#)
[Mock Test](#)
[Contact Us](#)

Fee Payment for AP PGECET - 2024

☐ I have carefully read the eligibility criteria and found eligible. In the event I am found not eligible at any stage of the admission process, my admission stands cancelled.

Qualifying Degree Exam Hall Ticket Number * :

Candidate's Name * :

Date of Birth * (as per SSC or Equivalent) :

Mobile Number * :

Mobile Number Mentioned Above is My * : ☒ Self ☐ Father ☐ Mother ☐ Relative

Alternate Mobile Number :

E-Mail ID * :

Category * : ☒ OC ☐ BC_A ☐ BC_B ☐ BC_C ☐ BC_D ☐ BC_E ☐ SC ☐ ST

Qualifying Degree * :

Specialization in Qualifying Degree * :

Choose PGECET Exam Paper For Entrance Test * : ☒ EC - ELECTRONICS AND COMMUNICATION ENGINEERING
☐ CS - COMPUTER SCIENCE ENGINEERING
☐ NT - NANO TECHNOLOGY
☐ GG - GEO-ENGINEERING & GEO INFORMATICS
☐ EI - INSTRUMENTATION

Payment Options (Convenience charges as applicable) * : ☐ PAYTM NB
☐ EBS Credit Card
☒ PAYU BIZ Credit Card TEST PAYMENT

Fee Amount :

NOTE: In case your account is debited and the website gets disconnected before payment receipt generation, kindly compulsory check your Payment Status using Know Your Payment Status option by providing your details. If you get message "Payment Details Not Found", candidate is requested to go for a fresh payment and the amount for the failure transaction will be refunded to their debited bank account in 7 to 10 working days.

All Copy Rights Reserved with APSOHE.

Designed & Developed By [APOnline](#)

Fill the details in the web page. The details are **Qualifying Degree Examination Hall Ticket No, Candidate's Name, Date of Birth, Mobile Number, Mobile No Mentioned above belongs to Self or Father or Mother or Relative, Alternate Mobile Number, Email Mail ID, Category, Qualifying Degree [B.E./B.Tech. / AMIE / M.Sc. / MCA etc.], Specialization in Qualifying Degree, eligible papers at AP PGECET, Fee Amount (FROZEN)** (will be populated automatically based on the PGECET Exam Paper for Entrance Test selected by the candidate).

Home
Eligibility
Syllabus
Important dates
Notification
Corrections
Mock Test
Contact Us

Fee Payment for AP PGECET - 2024

☐ I have carefully read the eligibility criteria and found eligible. In the event I am found not eligible at any stage of the admission process, my admission stands cancelled.

Qualifying Degree Exam Hall Ticket Number * : 1111

Candidate's Name * : TEST

Date of Birth * (as per SSC or Equivalent) : 01/02/2000

Mobile Number * : [REDACTED]

Mobile Number Mentioned Above Is My * : ☒ Self ☐ Father ☐ Mother ☐ Relative

Alternate Mobile Number : Enter Alternate Mobile Number

E-Mail ID * : [REDACTED]

Category * : ☒ OC ☐ BC_A ☐ BC_B ☐ BC_C ☐ BC_D ☐ BC_E ☐ SC ☐ ST

Qualifying Degree * : AMIETE

Specialization in Qualifying Degree * : TCE - TELECOMMUNICATIONS ENGINEERING

Choose PGECET Exam Paper For Entrance Test * : ☒ EC - ELECTRONICS AND COMMUNICATION ENGINEERING ☐ CS - COMPUTER SCIENCE ENGINEERING ☐ NT - NANO TECHNOLOGY ☐ GG - GEO-ENGINEERING & GEO INFORMATICS ☐ EI - INSTRUMENTATION

Payment Options (Convenience charges as applicable) * : ☐ PAYTM NB ☐ EBS Credit Card ☒ PAYU BIZ Credit Card TEST PAYMENT

Fee Amount : Rs. 1200.00/-

[Pay](#)

NOTE: In case your account is debited and the website gets disconnected before payment receipt generation, kindly compulsory check your Payment Status using [Know Your Payment Status](#) option by providing your details. If you get message "Payment Details Not Found", candidate is requested to go for a fresh payment and the amount for the failure transaction will be refunded to their debited bank account in 7 to 10 working days.

All Copy Rights Reserved with APSCHS.
Designed & Developed By [APOnline](#)

Application Fee Per Exam Paper for AP PGECET Entrance Test:

| | | |
|------------|-----------|-----------|
| OC | BC | SC/ST |
| Rs 1200 | Rs 900 | Rs 700 |

After filling the mandatory details and clicking on **Pay** button.

After clicking on the Pay button, the control will lead you to the BANK PAYMENT GATEWAY as shown in the screen below. Fill in all the credit/Debit card/Net Banking details and click on **Pay Now** button as shown in the screen below.

The screenshot shows the PayU biz payment gateway interface. At the top, it displays 'Amount Rs. XXXXX' and 'Transaction ID: XXXXX'. Below this, there's a section titled 'Choose a payment method' with a sub-header 'Credit Card'. The form includes fields for 'Card Type' (with VISA and MasterCard logos), 'Card Number' (XXXXXXXXXXXXXXXXXX), 'Name on Card' (XXXXXXXXXXXXXXXX), 'CVV Number' (XXX), and 'Expiry Date' (September 2024). A 'Pay Now' button is prominently displayed in a red box. Below the button, there's a note: 'Note: In the next step you will be redirected to your bank's website to verify yourself.' and a link 'or Go back to www.Blinkdeal.in'. At the bottom, there are logos for 'Verified by Visa', 'MasterCard SecureCode', 'Horton', 'PCI', and 'RuPay'.

The confirmation of successful payment of Registration Fee is shown with the **“Your Payment done successful”** item in the below web page as **Payment Status** along with **“Payment Id”**. **(Note: Preserve both the IDs for future correspondence)**. Click on the button **“Proceed to Fill Application”** and you will be taken to the next screen.

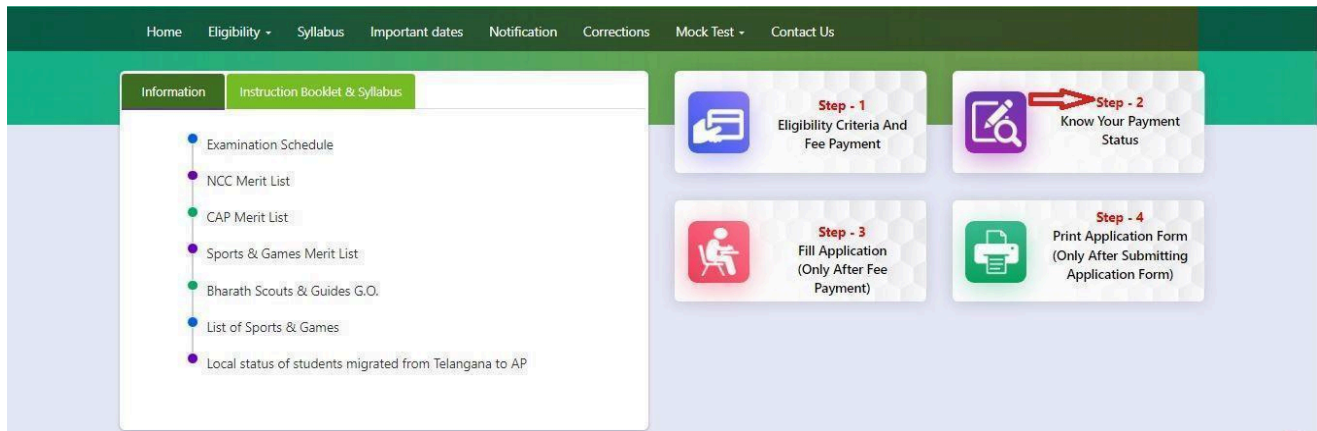
Candidate has two options either to proceed to fill in the application immediately or at a later date **[** Refer to last dates]**. Click on **“Proceed to Fill Application”** to fill the application immediately and you will be taken to the Application screen as described in step 3. If you choose another day to fill the application, simply close the window and in such case, you need to start from step3.

In a rare case, if the amount is deducted from your account and Payment ID is not displayed, wait for a few hours and check your payment status as described in step 2.

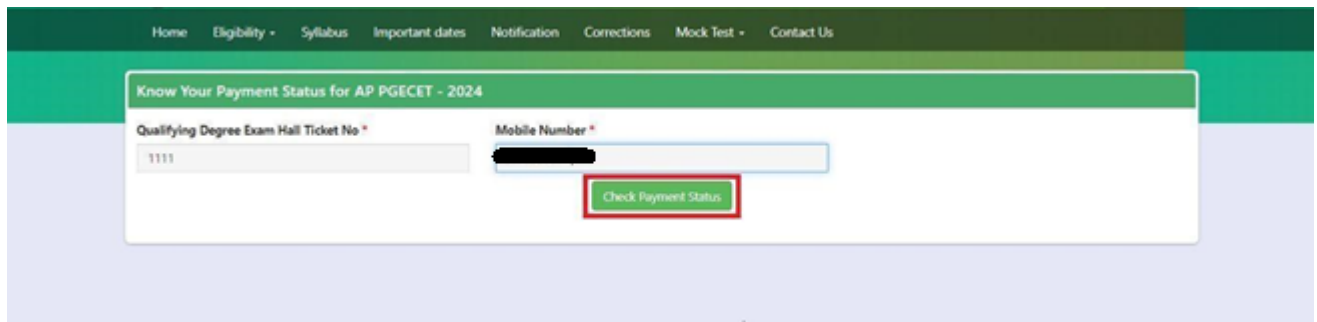
Otherwise pay the registration fee again as in step 1 on the next day. The amount deducted from your account made in the first attempt will be refunded or rolled back into your account.

Step 2 Know Your Payment Status: The candidate can also check the status of payment made through this option.

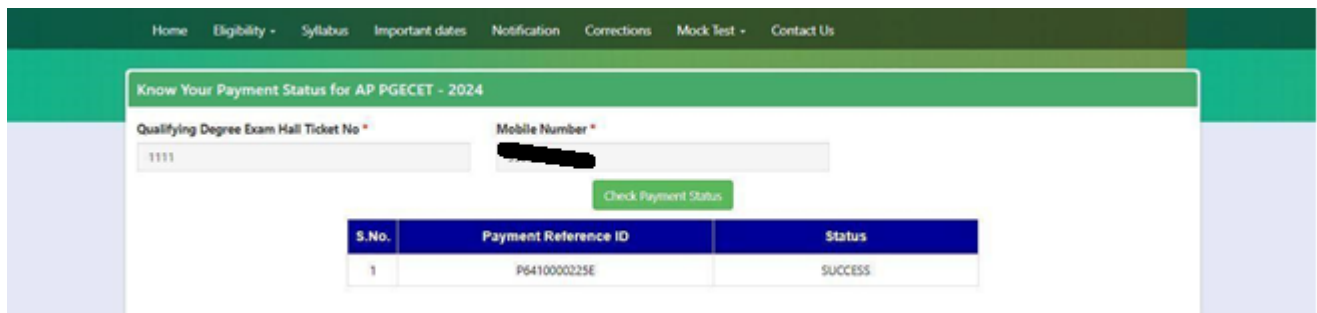
Click on **Know Your Payment Status** tab for checking the status of the payment as shown in the below screen



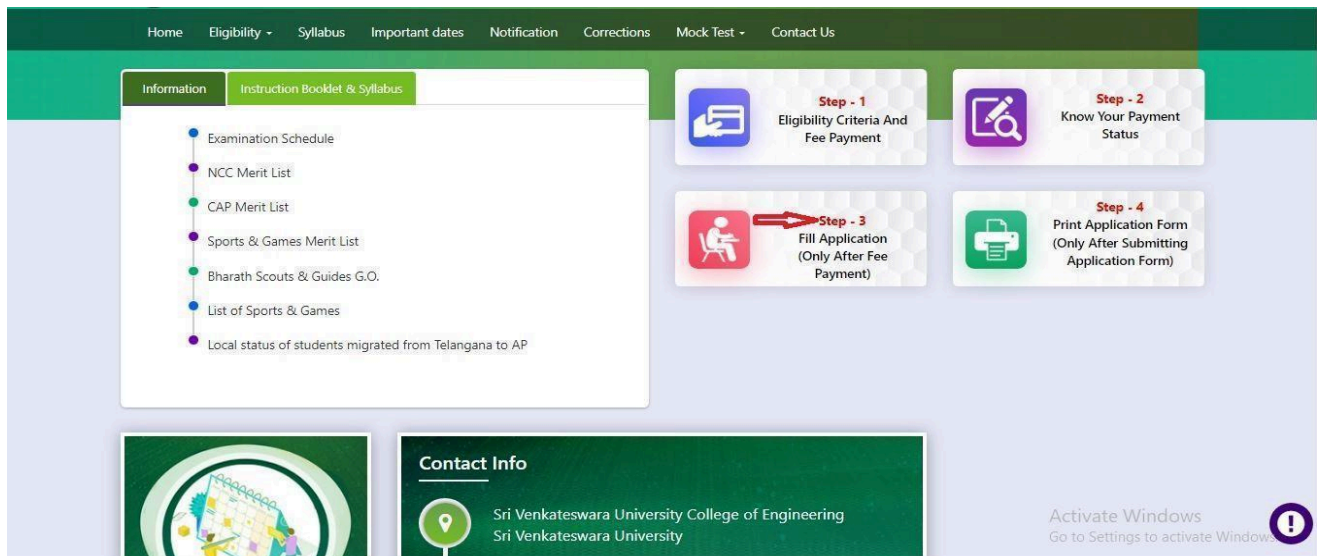
After clicking on **Know Your Payment Status** Tab, the following page will be displayed. Furnish the same Hall ticket number, Mobile number and click on **Check Payment Status** button as shown below.



Payment Status will be displayed by clicking on the Check Payment Status button as shown in the screen below.



Step 3 Fill Application (Only after Fee Payment): The candidate can start filling the application by selecting the tab “Fill Application (only after fee payment)” as shown in the screen below.



Fill in the details of **Payment ID**, **Qualifying examination Hall ticket number**, **Mobile number** and **Date of birth** and click on **Proceed to fill application**.

A screenshot of the 'Application Form for AP PGECET - 2024'. The form has four input fields: 'Payment Reference ID' with the value 'P6410000225E', 'Qualifying Degree Exam Hall Ticket No' with the value '1111', 'Mobile Number' with a masked value, and 'Date of Birth' with the value '01/02/2000'. A green button labeled 'Proceed to Fill Application' is highlighted with a red box. The top navigation bar is the same as in the previous screenshot.

In the application form, the fields marked with ‘*’ symbols are MANDATORY which cannot be left blank without providing information. The details provided during the Registration Fee payment are frozen and cannot be edited.

Candidates need to fill in the following details in the application form:

1. Candidate Details:

If the candidate has qualified / appeared from the Board of Intermediate Education, AP, the data will be automatically populated from the database. Otherwise, the candidate shall furnish the necessary details by entering the details in appropriate fields.

Candidate Details :

| | | |
|--|---|--|
| Candidate's Name *(as per SSC or Equivalent Records) MADHAVA REDDY | Father's Name *(as per SSC or Equivalent Records) FATHER | Mother's Name *(as per SSC or Equivalent Records) MOTHER |
| Date of Birth * (dd/mm/yyyy) 19/01/2001 | Gender * <input checked="" type="radio"/> Male <input type="radio"/> Female <input type="radio"/> Transgender | Aadhaar Card Number * [REDACTED] |
| Ration Card Number Enter Ration Card Number | [REDACTED] | |

Activate Windows

Candidate Name: Name of candidate (as per SSC) as entered in fee payment screen will be displayed here and cannot be modified or edited.

Father's Name: The candidate has to enter his / her father's name as per 10th class records in the space provided in CAPITAL LETTERS.

Mother's Name: The candidate has to enter his / her mother's name as per 10th class records in the space provided in CAPITAL LETTERS.

Date of Birth: Date of Birth (as per SSC) as entered in the fee payment screen will be displayed here and cannot be modified or edited.

Gender: Select your Gender among the three options given.

Aadhaar Card Number/Enrollment No.: Enter your Aadhaar Card number

Ration Card Number: Enter the Ration card number of your family.

Annual Income of the Parents (in Rs.): Select any one of the three options provided as given below regarding the "Annual Income of the Parents (Rs.):" A valid income certificate issued by competent authority and its number should be entered.

Candidate Details :

| | | |
|--|--|---|
| Candidate's Name *(as per SSC or Equivalent Records) | Father's Name *(as per SSC or Equivalent Records) | Mother's Name *(as per SSC or Equivalent Records) |
| SANDEEP | FN | |
| Date of Birth * (dd/mm/yyyy) | Gender * | Aadhaar Card Number * |
| 18/08/2000 | <input checked="" type="radio"/> Male <input type="radio"/> Female <input type="radio"/> Transgender | |
| Ration Card Number | | |
| | | |

Note: Annual Income of the Parents will be auto populated on entering Income Certificate Number. Select Yes or No to confirm the details populated by the application system as shown in the screen below.

Annual Income of the Parents (Rs.) *

☒ Below Rs 1 Lakh ☐ Above Rs 1 Lakh and Below Rs 2.5 Lakhs ☐ Above Rs 2.5 Lakhs and below Rs 8 Lakhs ☐ Above Rs 8 Lakhs

Income Certificate Number

XXXXXXXXXXXX

| Income Certificate Details * | |
|---|---|
| Candidate Name | : XXXXXXXXXXXX |
| Father Name / Husband Name | : XXXXXXXXXXXX |
| Valid Date | : 06/03/2027 |
| Total Income (Rs.) | : 80000.00 |
| Confirm Your Income Certificate Details | : <input checked="" type="radio"/> Yes <input type="radio"/> No |

If the candidate's Annual Income of the Parents is not auto populated on entering Income Certificate Number, the candidate should enter the Income Certificate Number manually and proceed.

Caste Category: Enter the caste certificate number issued by the competent authority in your caste category.

Note: Caste Certificate Details will be auto populated on entering Caste Certificate Number. Select Yes or No to confirm the details populated by the application system as shown in the screen below.

Category *

BC_A

Caste Certificate Number

XXXXXXXXXXXX



Caste Certificate Details *

| | | |
|--|---|---|
| Candidate Name | : | XXXXXXXXXXXXXXXXXXXXXXXXXXXXXXXXXXXX |
| Father Name | : | XXXXXX |
| Category | : | BRAHMIN (OC) |
| Confirm Your Caste Certificate Details | : | <input checked="" type="radio"/> Yes <input type="radio"/> No |

If the candidate's **Caste Certificate Details** are not auto populated on entering **Caste Certificate Number**, the candidate should enter the **Caste Certificate Number** manually and proceed.

Note: EWS option in the application will be visible only if the candidate belongs to the OC category.

Eligible for **EWS (Economically Weaker Sections)**: Click on Yes if you are eligible for EWS and have a valid EWS certificate issued by Tahsildar. After clicking on 'Yes' you have to enter the EWS certificate number.

Special Reservation Category: Reservations are provided for candidates with **NCC, CAP, Sports & Games, Bharat Scouts and Guides** categories also.

Select the applicable categories for which supportive certificates are available

EWS(Economically Weaker Section) Eligibility *

EWS Eligibility *

☒ Yes ☐ No

EWS Certificate Number

1234567890

Special Reservation Category

- ☐ National Cadet Corps (NCC)
- ☒ Children of Armed Personnel (CAP)
- ☒ Sports & Games
- ☐ Bharat Scouts and Guides

Physically Handicapped:

In case of PH, the medical board certificate issued through SADAREM shall be entered.

PH (Physically Handicapped)
☐ Blindness and Low vision
☐ Deaf and hard hearing
☒ Locomotor disability including cerebral palsy, leprosy cured, dwarfism, acid attack victims and muscular dystrophy
☒ Autism, Intellectual Disability, Specific Learning disability, Mental Illness
☐ Multiple disability, from amongst persons under clauses (a) to (d) including deaf-blindness in the posts identified for each disability

Do You Require Scribe?
☐ Yes ☒ No
Sadarem Number (17 Digits)

Sadarem Certificate Details will be auto populated on entering **Sadarem Number**. Select **Yes** or **No** to confirm the details populated by the application system as shown in the screen below.

| Sadarem Certificate Details * | | |
|-------------------------------|---|---|
| Candidate Name | : | Topendra Singh |
| PH Category | : | Visual Impairment |
| Percentage | : | 40.0 |
| Confirm Your Sadarem Details | : | <input checked="" type="radio"/> Yes <input type="radio"/> No |

If the candidate's Sadarem Certificate Details are not auto populated on entering Sadarem Number, candidate should enter the Sadarem Number manually.

Minority/ Non-Minority: If the candidate belongs to any of the minority communities such as Muslim, Christian, Buddhist, Sikh, Jain, Zoroastrian or Other minority, click on the Minority button and select the applicable minority. Otherwise, if the candidate does not belong to a Minority community, then the non-Minority option has to be clicked.

Minority / Non-Minority *

☐ Non-Minority ☒ Minority

Minority *
☐ Muslim ☐ Christian ☐ Buddhist ☒ Sikh ☐ Jain ☐ Zoroastrian ☐ Other Minority

2. Address: Candidate should enter his/her Present/Permanent address with the following fields like House No or C/O, Village/Street/Locality, Mandal/Town/City, District, State, Pin code, Mobile Number, Alternate Mobile Number & Email ID as shown in the screen above.

House No. (Or) C/O: Candidate should enter his/her House Number.

Village/Street /Locality: Candidate should enter his/her Street Number or Locality Number or Village Name.

Mandal/Town/City: Candidate should enter his/her Mandal Name or Town Name or City Name.

District: Candidate should enter his / her District Name.

State: Candidate should enter his/her State Name.

Pin Code: Candidate should enter his/her address Pin Code Number.

Mobile Number: Mobile Number will be auto populated as it is provided in Fee Payment (Step-1)

Alternate Mobile Number and Telephone Number:

Candidate should enter his/her Alternate Mobile Number and Telephone Number.

Email Id: Email Id will be auto populated as it is provided in Fee Payment (Step-1).

Note: Select **Present Address** check box if the present address is your **Permanent Address**

| Present Address | | |
|--|-------------------------------|-----------------------------|
| House No. (or) C/O * | Village / Street / Locality * | Mandal / Town / City * |
| PRE HONO | PRE VILLAGE | PRE MANDAL |
| District * | State * | Pin Code * |
| Annamayya | ANDHRA PRADESH | 500060 |
| Mobile Number * | Alternate Mobile Number | Telephone Number (Landline) |
| | | |
| E-Mail Id * | | |
| sandeep.nagireddy@aptonline.in | | |
| <input type="checkbox"/> Permanent Address Same as Present Address | | |
| Permanent Address | | |
| House No. (or) C/O * | Village / Street / Locality * | Mandal / Town / City * |
| PRE HONO | PRE VILLAGE | PRE MANDAL |
| District * | State * | Pin Code * |
| Prakasam | ANDHRA PRADESH | 500060 |

Activate
Go to Set

3. Qualifying Examination:

Details should be furnished for the qualifying examinations are shown in the screen below.

Qualifying Examination

Qualifying Degree *

B.E./B.TECH

Specialization in Qualifying Degree *

ECE - ELECTRONICS AND COMMUNICATIONS ENGINEERING

Hall Ticket No of the Qualifying Examination *

1122

Year of App. / Passing the Qualifying Exam *

2022

Medium of Instruction at Qualifying Exam *

☒ English ☐ Telugu ☐ Urdu ☐ Others

Did you appear/qualified in GATE/GPAT, if yes provide Registration number (GATE) or Roll Number (GPAT) :

Enter GATE / GPAT Registration / Roll No

Qualifying Degree, Specialization in Qualifying Degree, Hall Ticket No of the Qualifying Examination details will be auto populated as they were provided in Fee Payment step. Select Year of Appearing/Passing Qualifying Exam, Select Did you appear/qualified in GATE/GPAT, if yes provide Registration number (GATE) or Roll Number (GPAT) .

Medium of Instruction at Qualifying Exam: Candidate should select medium at Qualifying Exam he/she wants as shown.

SSC or Equivalent (10th Class): Candidate should select Urban or Rural location, Enter the SSC or Equivalent Hall Ticket No., Month of Passing and Year of Passing.

SSC or Equivalent (10th Class) *

☒ Urban ☐ Rural

Hall Ticket No *

142XXXXX

Month of Passing *

March

Year of Passing *

2014

Intermediate or Equivalent (10+2) *

☒ Urban ☐ Rural

SSC Education Details *

| | | |
|------------------------------------|---|--|
| Candidate Name | : | XXXXXXXXXXXX |
| Father Name | : | XXXXXXXXXXXX |
| Date of Birth | : | 14/03/1999 |
| School Name | : | RAJU HIGH SCHOOL(EM & TM), RAYACHOTI |
| District | : | Y.S.R |
| Confirm Your SSC Education Details | : | <input type="radio"/> Yes <input type="radio"/> No |

For example, enter 13534676899783 for SSC or Equivalent (10th Class) Hall Ticket No., March for Month and the Year of Passing is 2011, refer the image shown:

Intermediate or Equivalent (10+2): Candidate should select Urban or Rural location where he pursued his 10+2 classes of study. Enter the Intermediate / 10+2 or Equivalent Hall Ticket No., Month of Passing and Year of Passing [if applicable]

Intermediate or Equivalent (10+2) / Diploma

| | | | |
|--|---------------------------------------|------------------------------------|-----------------------------------|
| <input checked="" type="radio"/> Urban | Intermediate / Diploma Hall Ticket No | Month of Passing | Year of Passing |
| <input type="radio"/> Rural | <input type="text" value=""/> | <input type="text" value="April"/> | <input type="text" value="2023"/> |

Place of Study: The candidate has to fill in the district details related to his study from Class-6 to Intermediate II year / equivalent in the spaces provided as shown below. However, if a candidate has studied in a state other than Andhra Pradesh OR TELANGANA, then select OTHER STATES. However, candidates who have studied in Telangana State shall select TELANGANA.

Place of Study

(Year of pass shall be equal or greater than year of first appearance)

| Class - 10 * | Place / Village * | School Name / Institute Name * | Year Of First Appearance * | Year Of Pass * |
|--|--|-----------------------------------|-----------------------------------|-----------------------------------|
| <input type="text" value="Anantapur"/> | <input type="text" value="GANDI NAGAR"/> | <input type="text" value="NAME"/> | <input type="text" value="2016"/> | <input type="text" value="2017"/> |
| Inter 1st Year / Diploma 1st Year * | Place / Village * | School Name / Institute Name * | Year Of First Appearance * | Year Of Pass * |
| <input type="text" value="Annamayya"/> | <input type="text" value="GANDI NAGAR"/> | <input type="text" value="NAME"/> | <input type="text" value="2017"/> | <input type="text" value="2018"/> |
| Inter 2nd Year / Diploma 2nd Year * | Place / Village * | School Name / Institute Name * | Year Of First Appearance * | Year Of Pass * |
| <input type="text" value="Palnadu"/> | <input type="text" value="VILLAGE"/> | <input type="text" value="NAME"/> | <input type="text" value="2018"/> | <input type="text" value="2019"/> |
| Degree 1st Year / Diploma 3rd Year * | Place / Village * | School Name / Institute Name * | Year Of First Appearance * | Year Of Pass * |
| <input type="text" value="Nandyal"/> | <input type="text" value="VILLAGE"/> | <input type="text" value="NAME"/> | <input type="text" value="2019"/> | <input type="text" value="2020"/> |
| Degree 2nd Year * | Place / Village * | School Name / Institute Name * | Year Of First Appearance * | Year Of Pass * |
| <input type="text" value="Nandyal"/> | <input type="text" value="VILLAGE"/> | <input type="text" value="NAME"/> | <input type="text" value="2020"/> | <input type="text" value="2021"/> |
| Degree 3rd Year * | Place / Village * | School Name / Institute Name * | Year Of First Appearance * | Year Of Pass * |
| <input type="text" value="Kurnool"/> | <input type="text" value="VILLAGE"/> | <input type="text" value="NAME"/> | <input type="text" value="2021"/> | <input type="text" value="2022"/> |
| Degree 4th Year * | Place / Village * | School Name / Institute Name * | Year Of First Appearance * | Year Of Pass * |
| <input type="text" value="Nandyal"/> | <input type="text" value="VILLAGE"/> | <input type="text" value="NAME"/> | <input type="text" value="2022"/> | <input type="text" value="2023"/> |

Local Area: Based on the places of study during the preceding 7 years of the qualifying examination, local area is decided.

On entering the candidate's places of study, the local area of the candidate is auto populated by the application system i.e., **AU, SVU, OU or Non-Local.**

However, these credentials will be verified based on the certificates produced at the time of admission.

4. Details of Common Entrance Test

Depending on the eligibility table given in the instruction booklet and the papers selected for AP PGECET, the details will be displayed here.

Details of Common Entrance Test

PGECET Exam Paper Chosen For Entrance Test

CS - COMPUTER SCIENCE ENGINEERING

Photo and Signature:

If the photo and signature are not auto-populated from the database,

DON'T FORGET to upload your Photograph & Signature, and is FROZEN as shown below:

Photo & Signature *



Photo (<50kb jpg, jpeg)

No file chosen

X

Signature (<30kb jpg, jpeg)

No file chosen

The **photograph file should be in the jpg file format and the size should be less than 50 KB.**

To upload the Signature, Press the button "Select file" and ensure that the **Signature's file format should be jpg format and the size has to be less than 30 KB.**

Test Preference: Candidates are given option to choose six preferences of their choice as shown in the screen below

Test Centre Preferences

Preference 1 *
GUDUR

Preference 2 *
CHITTOOR

Preference 3 *
HYDERABAD

Preference 4 *
KAKINADA

Preference 5 *
VISAKHAPATNAM

Preference 6 *
SRIKAKULAM

After furnishing ALL the required data and correct particulars, verify thoroughly the details and go through the Declaration at the end of the page. Select the encircled check box if you are done with Online Application Form filling.

☒ I have carefully gone through the instruction Booklet and I am conversant with the instructions. I shall abide by the eligibility conditions and other regulations to be satisfied for appearing at the entrance test and admission into any course prescribed. Further, I assure that, I will not involve in any malpractice or illegal activities in the entrance test. In case, I have furnished any false information or involved in any malpractice or illegal activities, I am liable for punishment as per the existing law. I am responsible for the correctness of the above details filled in by me and the CONVENER, AP PGECET - 2024 is not responsible in any way. Mere appearing for the entrance examination does not confer any right for me to take admission.

Save

Preview / Submit

Clicking on Save button will save the filled application temporarily

☒ I have carefully gone through the instruction Booklet and I am conversant with the instructions. I shall abide by the eligibility conditions and other regulations to be satisfied for appearing at the entrance test and admission into any course prescribed. Further, I assure that, I will not involve in any malpractice or illegal activities in the entrance test. In case, I have furnished any false information or involved in any malpractice or illegal activities, I am liable for punishment as per the existing law. I am responsible for the correctness of the above details filled in by me and the CONVENER, AP PGECET - 2024 is not responsible in any way. Mere appearing for the entrance examination does not confer any right for me to take admission.

Save

Preview / Submit

Clicking on the Submit button will display the preview page with the details furnished by the candidate as shown in the screen below with **Modify & Confirm** buttons at the end of the page.

Application Preview for AP PGECET - 2024

Candidate Details :

Candidate's Name *
MADHANA REDDY
IN 10th SSC or Equivalent (Required)
Date of Birth * (dd/mm/yyyy)
15/01/2004
Father's Name *
FATHER
IN 10th SSC or Equivalent (Required)
Mother's Name *
MOTHER
IN 10th SSC or Equivalent (Required)
Gender *
MALE
Autism Card Number
[REDACTED]

Annual Income of the Parents (Rs.) *

Below Rs. 1 Lakh

Income Certificate Number

| Income Certificate Details | |
|---|------------|
| Candidate Name | [REDACTED] |
| Father Name / Husband Name | [REDACTED] |
| Valid Date | 06/05/2027 |
| Total Income (Rs.) | 80000.00 |
| Confirm Your Income Certificate Details | YES |

Category *

SC_B

Caste Certificate Number

| Caste Certificate Details | |
|--|---------------|
| Candidate Name | [REDACTED] |
| Father Name | PULLAIAH |
| Category | SAHUKAR (SCA) |
| Confirm Your Caste Certificate Details | YES |

Special Reservation Category

National Cadet Corps (NCC) (NO)

Children of Armed Personnel (CAPS) (NO)

Sports & Games (NO)

Marital Scute & Guards (NO)

PH (Physically Handicapped)

Blindness and Low vision (NO)

Deaf and hard hearing (NO)

Locomotor disability including cerebral palsy, tetraplegia, dwarfism, acid attack victims and muscular dystrophy (NO)

Autism, Intellectual Disability, Specific Learning disability, Mental illness (NO)

Multiple disability, from amongst persons under classes (a) to (d) including deaf blindness in the posts identified for each disability (NO)

Minority / Non-Minority *

NON-MINORITY

Present Address

House No. and C/O *
4-1234
District *
Anantapur
Village / Street / Locality *
GANER NAGAR
State *
ANDHRA PRADESH
Pin Code *
523247
Mobile Number *
[REDACTED]
[REDACTED]
[REDACTED]
Telephone Number (Landline)

Permanent Address

House No. and C/O *
1-1234
District *
Anantapur
Village / Street / Locality *
GANER NAGAR
State *
ANDHRA PRADESH
Pin Code *
523247

Qualifying Examination

Qualifying Degree *
B.E./B.TECH
Specialization in Qualifying Degree *
ECE - ELECTRONICS AND COMMUNICATIONS ENGINEERING
Gate Ticket No of the Qualifying Examination *
1122
Year of App. / Passing the Qualifying Exam *
2022
Medium of Instruction at Qualifying Exam *
English
GATE/GPAT Registration No

SSC or Equivalent (10th Class) *

URBAN
[REDACTED]
Month of Passing *
March
Year of Passing *
2020
[REDACTED]
Candidate Name
[REDACTED]
Father Name
[REDACTED]
Date of Birth
11/11/2004
School Name
ST ANNE'S GIRLS H.S - CANTY VUJANAGARAM
District
VUJANAGARAM
Confirm Your SSC Education Details
YES

Intermediate or Equivalent (10+2) / Diploma

URBAN
Intermediate / Diploma Hall Ticket No
1106100427
Month of Passing
April
Year of Passing
2023
Place of Study
Class - 10 *
Anantapur
Place / Village *
GANER NAGAR
School Name / Institute Name *
NAME
Year Of First Appearance *
2015
Year Of Pass *
2017
Inter 1st Year / Diploma 1st Year *
Anantapur
Place / Village *
GANER NAGAR
School Name / Institute Name *
NAME
Year Of First Appearance *
2017
Year Of Pass *
2018
Inter 2nd Year / Diploma 2nd Year *
Palnadu
Place / Village *
VILLAGE
School Name / Institute Name *
NAME
Year Of First Appearance *
2018
Year Of Pass *
2019
Degree 1st Year / Diploma 3rd Year *
Nandyl
Place / Village *
VILLAGE
School Name / Institute Name *
NAME
Year Of First Appearance *
2019
Year Of Pass *
2020
Degree 2nd Year *
Nandyl
Place / Village *
VILLAGE
School Name / Institute Name *
NAME
Year Of First Appearance *
2020
Year Of Pass *
2021
Degree 3rd Year *
Karnool
Place / Village *
VILLAGE
School Name / Institute Name *
NAME
Year Of First Appearance *
2021
Year Of Pass *
2022
Degree 4th Year *
Nandyl
Place / Village *
VILLAGE
School Name / Institute Name *
NAME
Year Of First Appearance *
2022
Year Of Pass *
2023

Local Area *

STU For list of status of students migrated from Telangana to AP, refer home page

Details of Common Entrance Test

PGECET Exam Paper Chosen For Entrance Test
ES - COMPUTER SCIENCE ENGINEERING
EC - ELECTRONICS AND COMMUNICATION ENGINEERING
EE - ELECTRICAL ENGINEERING

Test Centre Preferences

Preference 1 : KADAPA
Preference 2 : RAJAHMUNDRY
Preference 3 : RUDHRANAGAR
Preference 4 : VUJANAGARA
Preference 5 : KANAKUPA
Preference 6 : NELLORE

I have carefully gone through the Information Booklet and I am conversant with the instructions. I shall abide by the eligibility conditions and other regulations to be satisfied for appearing at the entrance test and admission into any course provided. Further, I assure that, I will not indulge in any malpractice or illegal activities in the entrance test. In case, I have furnished any false information or involved in any malpractice or illegal activities, I am liable for prosecution as per the existing law. I am responsible for the correctness of the above details filled in by me and the COMPTON, AP PGECET - 2024 is not responsible in any way. Where appearing for the entrance examination does not confer any right for me to take admission.

Submit Confirm / Cancel

Photo & Signature *

Signature

A click on the Modify button enables the candidate to re-inspect the entire application to correct any errors or mistakes in the saved application.

Confirm/Freeze: Click on Confirm/Freeze button for submitting the application.

I have carefully gone through the instruction Booklet and I am conversant with the instructions. I shall abide by the eligibility conditions and other regulations to be satisfied for appearing at the entrance test and admission into any course prescribed. Further, I assure that, I will not involve in any malpractice or illegal activities in the entrance test. In case, I have furnished any false information or involved in any malpractice or illegal activities, I am liable for punishment as per the existing law. I am responsible for the correctness of the above details filled in by me and the CONVENER, AP PGECET - 2024 is not responsible in any way. Mere appearing for the entrance examination does not confer any right for me to take admission.

Modify

Confirm / Freeze

Clicking on the Confirm/**Freeze** button, candidates can view a pop up alert as **“Your application is submitted successfully. Please note your Application Number for further reference”**. Candidates can take print applications by clicking on the Print **Application** button which is useful for further correspondence.

Details of Common Entrance Test


PGECET Exam Paper Chosen For Entrance Test
CS - COMPUTER SCIENCE ENGINEERING
EC - ELECTRONICS AND COMMUNICATION ENGINEERING
EI - INSTRUMENTATION

Test Centre Preferences
Preference 1 : KADAPA
Preference 2 : RAJAHMUNDRI
Preference 3 : BHIMAVARAM

Your AP PGECET - 2024 Application Confirmed Successfully. Please note
your Registration number for future correspondence
6410000074

Print Application

Photo & Signature *


Signature

Clicking on **Print Application**, the candidate can view the Receipt of the Application form as shown in the screen below.



AP PGCET - 2024

Post Graduate Engineering Common Entrance Test
(Conducted by Sri Venkateswara University, Tirupati on behalf of APSCH)



1. PGCET Exam Paper For Entrance Test # : CS - COMPUTER SCIENCE ENGINEERING, EC - ELECTRONICS AND COMMUNICATION ENGINEERING, EI - INSTRUMENTATION
2. (a) Qualifying Examination # : B.E./B.TECH
 (b) Qualifying Degree Exam Hall Ticket No # : 1122
 (c) Year of App./Passing the Qualifying Exam : 2022
 (d) Medium of Instruction at Qualifying Exam : English
 (e) Place of Study - Intermediate or Equivalent : URBAN
3. (a) Candidate's Name # :
 (b) Father's Name # : FATHER
 (c) Mother's Name : MOTHER
 (d) Date of Birth (as per SSC or Equivalent) # : 19/01/2001
 (e) Gender : MALE
4. Category # : BC_B
 5. Local Area : SVU
6. (a) Non-Minority / Minority : NON-MINORITY
 (b) Minority Category : N.A
7. Annual Income of the Parents (Rs.) : Below Rs 1 Lakh
8. (a) Study Details :

Preserve the Registration Number for all future correspondence.
REGISTRATION NO. : 6410000074



Signature

| | | | |
|-----------------------------------|-----------|------------------------------------|-----------|
| Class - 10 | Anantapur | Inter 1st Year / Diploma 1st Year | Annamayya |
| Inter 2nd Year / Diploma 2nd Year | Palnadu | Degree 1st Year / Diploma 3rd Year | Nandyal |
| Degree 2nd Year | Nandyal | Degree 3rd Year | Kurnool |
| Degree 4th Year | Nandyal | | |

- (b) Place of Study - SSC or Equivalent : URBAN
 (c) SSC Hall Ticket Number & Year of Passing :
 (d) Inter/Diploma Hall Ticket No & Year of Passing :
 9. (a) Address for Correspondence : 4-1234, GANDI NAGAR, Darsi, Annamayya, ANDHRA PRADESH, 523247
 (b) Contact Telephone Number (Mobile) :
 (c) E-Mail Id :
 (d) Aadhar Card number :



10. Test Centre Preferences

| Preference - 1 | Preference - 2 | Preference - 3 |
|----------------|----------------|----------------|
| KADAPA | RAJAHMUNDRY | BHIMAVARAM |
| Preference - 4 | Preference - 5 | Preference - 6 |
| VIJAYAWADA | KAKINADA | NELLORE |

11. (a) Fee particulars - Payment through : ONLINE (c) Amount (in Rs.) : 2739.83
 (b) Payment Reference Id. : P64100000786

* - These Fields CANNOT be edited by candidate, but written request can be made to the CONVENER or Regional Coordinator of AP PGCET - 2024 or email to helpdeskappgacet2023@gmail.com Remaining fields can be edited by the candidate during the permitted period. For any details contact at 7382068455.

Declaration : 1) I have carefully gone through the instruction booklet and I am conversant with the instructions. I shall abide by the eligibility conditions and other regulations to be satisfied for appearing at the entrance test and admission into any course prescribed. Further, I assure that, I will not involve in any malpractice or illegal activities in the entrance test. In case, I have furnished any false information or involved in any malpractice or illegal activities, I am liable for punishment as per the existing law.
 2) I am responsible for the corrections of the above details filling by me and the CONVENER AP PGCET - 2024 is not responsible in anyway.

Date : 19/03/2024 02:10 PM

Affix a recent color photograph (3.5 cmX3.5 cm) and get attested by a Gazetted Officer or the Principal of the College where studied (Well in advance BEFORE EXAMINATION)

SIGNATURE and LEFT HAND THUMB impression of the candidate to be done in the presence of the Invigilator on the day of Examination in the Examination Hall

SIGNATURE OF THE CANDIDATE in the presence of the Invigilator

Left Thumb Impression



- Note :** 1) ALL the candidates have to submit this form in the Examination Hall to the Invigilator.
 2) Candidates are not allowed into the Examination Hall even if they are LATE BY A MINUTE.
 3) This is computer Generated sheet and does not require the signature of the CONVENER, AP PGCET - 2024

Print

Step 5: Print Application Form: Candidate can print the submitted AP PGECET-2024 application form through this option

Home Eligibility - Syllabus Important dates Notification Corrections Mock Test - Contact Us

Print Application Form for AP PGECET - 2024

Payment Reference ID * : P64100000786
 Registration Number * : 6410000074
 Qualifying Degree Exam Hall Ticket No * : 1122
 Mobile Number * : [REDACTED]
 Date of Birth * (dd/mm/yyyy) : 01/02/2000

[Get Application Details](#)

After entering all the mandatory details and clicking on Get Application Details, the print copy of the AP PGECET -2024 application form will be displayed for printing as shown in the screen below.

AP PGECET - 2024
 Post Graduate Engineering Common Entrance Test
 (Conducted by Sri Venkateswara University, Tirupati on behalf of APSCH)

1. PGECET Exam Paper For Entrance Test # : CS - COMPUTER SCIENCE ENGINEERING, EC - ELECTRONICS AND COMMUNICATION ENGINEERING, EI - INSTRUMENTATION

2. (a) Qualifying Examination # : B.E./B.TECH
 (b) Qualifying Degree Exam Hall Ticket No # : 1122
 (c) Year of App./Passing the Qualifying Exam : 2022
 (d) Medium of Instruction at Qualifying Exam : English
 (e) Place of Study - Intermediate or Equivalent : URBAN

3. (a) Candidate's Name # : [REDACTED]
 (b) Father's Name # : FATHER
 (c) Mother's Name # : MOTHER
 (d) Date of Birth (as per SSC or Equivalent) # : 19/01/2001
 (e) Gender : MALE
 4. Category # : BC_B
 5. Local Area : SVU
 6. (a) Non-Minority / Minority : NON-MINORITY
 (b) Minority Category : N.A
 7. Annual Income of the Parents (Rs.) : Below Rs 1 Lakh
 8. (a) Study Details

| | | | |
|-----------------------------------|-----------|------------------------------------|-----------|
| Class - 10 | Anantapur | Inter 1st Year / Diploma 1st Year | Annamayya |
| Inter 2nd Year / Diploma 2nd Year | Palnadu | Degree 1st Year / Diploma 3rd Year | Nandyal |
| Degree 2nd Year | Nandyal | Degree 3rd Year | Kurnool |
| Degree 4th Year | Nandyal | | |

(b) Place of Study - SSC or Equivalent : URBAN
 (c) SSC Hall Ticket Number & Year of Passing : [REDACTED]
 (d) Inter/Diploma Hall Ticket No & Year of Passing : [REDACTED]

9. (a) Address for Correspondence : 4-1234, GANDI NAGAR, DARSU, Annamayya, ANDHRA PRADESH, 523247

(b) Contact Telephone Number (Mobile) : [REDACTED] (c) E-Mail Id : [REDACTED]
 (d) Aadhar Card number : [REDACTED]

10. Test Centre Preferences

| | | |
|----------------|----------------|----------------|
| Preference - 1 | Preference - 2 | Preference - 3 |
| KADAPA | RAJAHMUNDRI | BHIMAVARAM |
| Preference - 4 | Preference - 5 | Preference - 6 |
| VIJAYAWADA | KAKINADA | NELLORE |

11. (a) Fee particulars - Payment through : ONLINE (c) Amount (in Rs.) : 2739.83
 (b) Payment Reference Id. : P64100000786

* - These Fields CANNOT be edited by candidate, but written request can be made to the CONVENER or Regional Coordinator of AP PGECET - 2024 or email to helpdeskappgect2023@gmail.com Remaining fields can be edited by the candidate during the permitted period. For any details contact at 7382058455.

Declaration : 1) I have carefully gone through the instruction booklet and I am conversant with the instructions. I shall abide by the eligibility conditions and other regulations to be satisfied for appearing at the entrance test and admission into any course prescribed. Further, I assure that, I will not involve in any malpractice or illegal activities in the entrance test. In case, I have furnished any false information or involved in any malpractice or illegal activities, I am liable for punishment as per the existing law.
 2) I am responsible for the corrections of the above details filling by me and the CONVENER AP PGECET - 2024 is not responsible in anyway.

Date : 19/03/2024 02:10 PM

SIGNATURE and LEFT HAND THUMB impression of the candidate to be done in the presence of the Invigilator on the day of Examination in the Examination Hall

| | | |
|---|--|----------------------------------|
| Affix a recent color photograph (3.5 cmX3.5 cm) and get attested by a Gazetted Officer or the Principal of the College where studied (Well in advance BEFORE EXAMINATION) | SIGNATURE OF THE CANDIDATE in the presence of the Invigilator | Left Thumb Impression |
| | | |

Note : 1) ALL the candidates have to submit this form in the Examination Hall to the Invigilator.
 2) Candidates are not allowed into the Examination Hall even if they are LATE BY A MINUTE.
 3) This is computer Generated sheet and does not require the signature of the CONVENER, AP PGECET - 2024

[Print](#)