

[USER GUIDE TO FILL THE ONLINE APPLICATION FORM FOR](#)

[AP PG CET-2024](#)

[URL: https://cets.apsche.ap.gov.in/PGCET](https://cets.apsche.ap.gov.in/PGCET)

The candidates are advised to be ready with the **following mandatory / optional details** to fill in the appropriate fields before filling the Online Application Form.

[The Mandatory / Optional details are as follows:](#)

S. No	Details Required	Document to be Referred
1	Credit card/Debit card details/Net Banking	Credit Card / Debit Card/Net banking
2	Qualifying Examination Hall ticket Number as per Eligibility Criteria	Marks Memo / Hall Ticket Number of Qualifying Examination
3	Date of Birth	Birth Certificate / SSC or Equivalent Certificate
4	Hall Ticket Number of SSC or Equivalent Examination Certificate	SSC or Equivalent Certificate
5	Income of Parents (Income Up to Rs.1.0 lakh or Up to Rs. 8.0 lakhs)	The Income certificate issued by MRO / Competent Authority
6	Study Details	Study certificates from Class 6
7	Category (SC, ST, BC, etc.) and certificate number of the Caste.	The Caste Certificate issued by the MRO/ Competent Authority
8	Special Category (NCC, PH, Sports, CAP, Bharat Scouts and Guides, etc.)	The Certificate issued by Competent Authority
9	Aadhaar Card details	12-digit Aadhaar Card Number

The following system requirements need to be available to comfortably browse PG CET-2024 official website <https://cets.apsche.ap.gov.in/PGCET>

[SYSTEM REQUIREMENTS:](#)

For better viewing of AP PG CET-2024 website and smooth Application submission through

ONLINE mode, the candidates are hereby informed that the following computer system requirements are most desirable:

- [Google Chrome Latest Version](#)
- [Adobe Acrobat Reader Latest Version](#)
- [Disable the pop-up blocks and uninstall all the Script blockers.](#)

PGCET 2024- FEE PAYMENT AND ONLINE APPLICATION FORM FILLING FLOWCHART

VISIT <http://cets.apsche.ap.gov.in/PGCET>

The following PGCET-2024 Home Page will be displayed as shown in the screen below.

There are 5 **Steps** in filling the PGCET 2024 online application Home Page.

Step-1: Eligibility Criteria & Fee Payment: Candidate can make Online Fee Payment through this option.

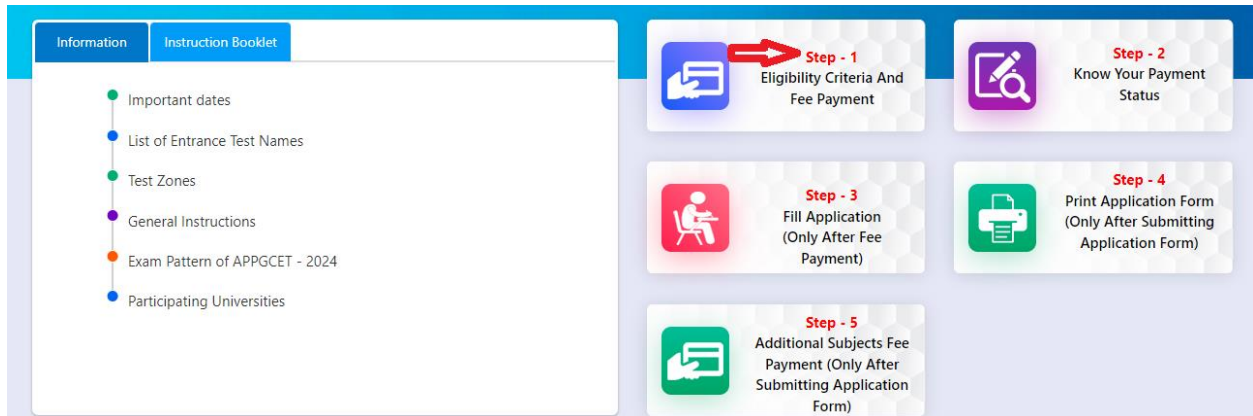
Step-2: Know Your Payment Status: Candidate can check Success/Failure status of Fee Payment

Step-3: Fill Application (Only after Fee Payment): After fee payment either by Debit/Credit/Net Banking modes, candidate should fill in the Application through this option.

Step-4: Print Application Form (Only After Submitting Application Form): After application form submission, candidate can print the submitted form.

Step-5: Additional Subjects Fee Payment (Only After Submitting Application Form): Candidate can make additional subject fee payment for PG CET-2024

Step 1 Eligibility Criteria & Fee Payment: Click on **Eligibility Criteria & Fee Payment** tab as shown in the screen below.



After clicking on **Eligibility Criteria & Fee Payment** Tab, a fee payment web page will be displayed as shown in the screen below.

Fee Payment for APPGCET - 2024

I have carefully read the eligibility criteria and found eligible. In the event I am found not eligible at any stage of the admission process, my admission stands cancelled.

Qualifying Exam * :

Qualifying Exam Hall Ticket Number * :

Candidate's Name * :

Date of Birth * (as per SSC or Equivalent) :

Mobile Number * :

Mobile Number Mentioned * : Self Father Mother Relative

Alternate Mobile Number :

E-Mail ID * :

Category * : OC BC_A BC_B BC_C BC_D BC_E SC ST

Are you Physically Handicapped? : Yes

Subject Details

Subjects * :

Payment Options (Convenience charges as applicable) * PAYTM NB
 EBS Credit Card
 PAYU BIZ Credit Card TEST PAYMENT

NOTE: In case your account is debited and the website gets disconnected before payment receipt generation, kindly compulsory check your Payment Status using [Know Your Payment Status](#) option by providing your details. If you get message "Payment Details Not Found", candidate is requested to go for a fresh payment and the amount for the failure transaction will be refunded to their debited bank account in 5 to 10 working days.

Fill in **ALL** the mandatory details given in the above web page. The details are **Qualifying Examination Hall Ticket No., Candidate's Name, Date of Birth, Mobile Number, Mobile No Mentioned , Alternate Mobile No, E-Mail ID, Category, Subjects Details, Payment Options, Fee Amount** (will be populated automatically based on the category/payment mode selected by the candidate).

Fee Payment for APPGCET 2024

I have carefully read the eligibility criteria and found eligible. In the event I am found not eligible at any stage of the admission process, my admission stands cancelled.

Qualifying Exam * : Degree

Qualifying Exam Hall Ticket Number * : 1122

Candidate's Name * : SAI

Date of Birth * (as per SSC or Equivalent) : 01/02/2000

Mobile Number * : [REDACTED]

Mobile Number Mentioned * : Self Father Mother Relative

Alternate Mobile Number : Enter Alternate Mobile Number

E-Mail ID * : [REDACTED]

Category * : OC BC_A BC_B BC_C BC_D BC_E SC ST

Are you Physically Handicapped? : Yes

Subject Details

Subjects * : --Select--

ADD

S.No.	Subject Code	Subject Name	Action
1	116	Economics	
2	113	Performing Arts	

Payment Options (Convenience charges as applicable) * PAYTM NB
 EBS Credit Card
 PAYU BIZ Credit Card TEST PAYMENT

Fee Amount : Rs. 1200.00/-

Pay

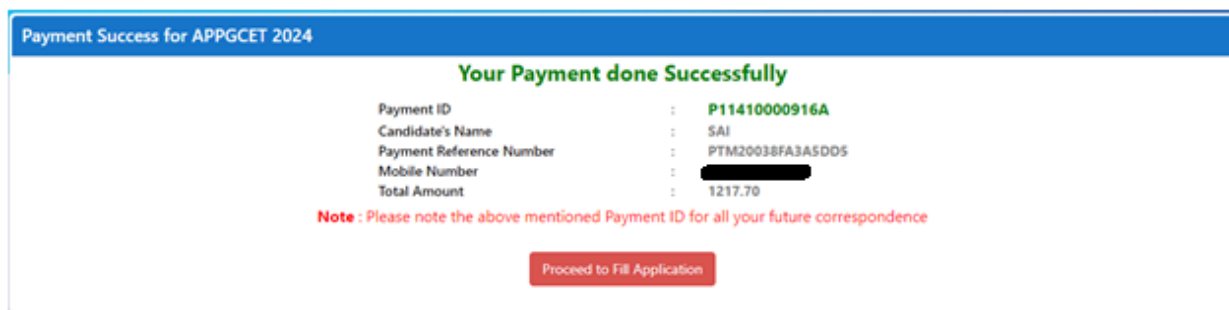
NOTE: In case your account is debited and the website gets disconnected before payment receipt generation, kindly compulsory check your Payment Status using [Know Your Payment Status](#) option by providing your details. If you get message "Payment Details Not Found", candidate is requested to go for a fresh payment and the amount for the failure transaction will be refunded to their debited bank account in 5 to 10 working days.

After filling the mandatory details and clicking on **Pay** button.

After clicking on the Pay button, the control will lead you to the BANK PAYMENT GATEWAY as shown in the screen below. Fill in all the credit/Debit card/Net Banking details and click on **Pay Now** button as shown in the screen below.



The confirmation of successful payment of Registration Fee is shown with the “**Your Payment done successful**” item in the below web page as **Payment Status** along with “**Payment Id**”. (**Note: Preserve both the IDs for future correspondence**). Click on the button “**Proceed to Fill Application**” and you will be taken to the next screen.



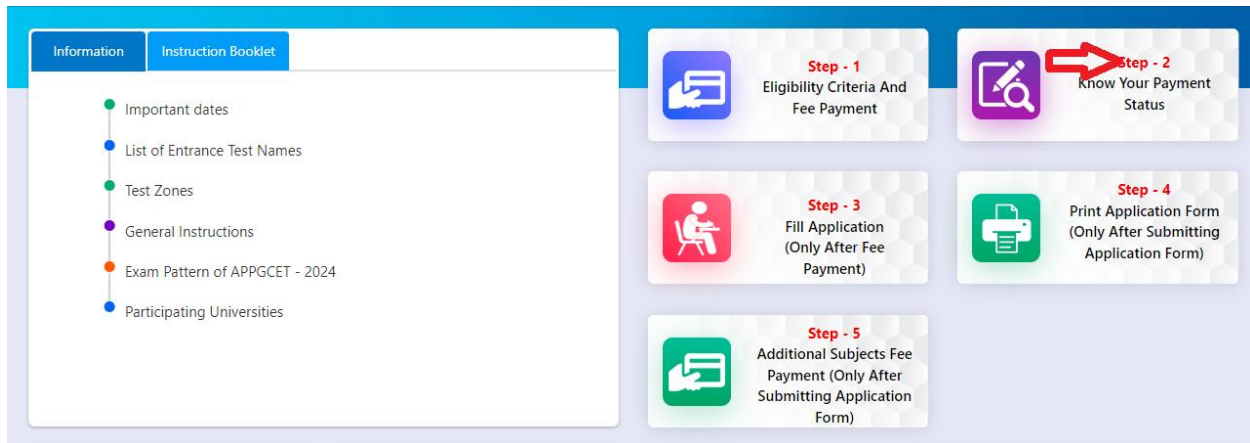
Candidate has two options either to proceed to fill in the application immediately or at a later date [** Refer to last dates]. Click on “**Proceed to Fill Application**” to fill the application immediately and you will be taken to the Application screen as described in step 3. If you choose another day to fill the application, simply close the window and in such case, you need to start from step3.

In a rare case, if the amount is deducted from your account and Payment ID is not displayed, wait for a few hours and check your payment status as described in step 2.

Otherwise pay the registration fee again as in step 1 . The amount deducted from your account made in the first attempt will be refunded or rolled back into your account.

Step 2 Know Your Payment Status: The candidate can also check the status of payment made through this option.

Click on **Know Your Payment Status** tab for checking the status of the payment as shown in the below screen.



After clicking on **Know Your Payment Status** Tab, the following page will be displayed. Furnish the same Hall ticket number, Mobile number and click on **Check Payment Status** button as shown in the screen below.

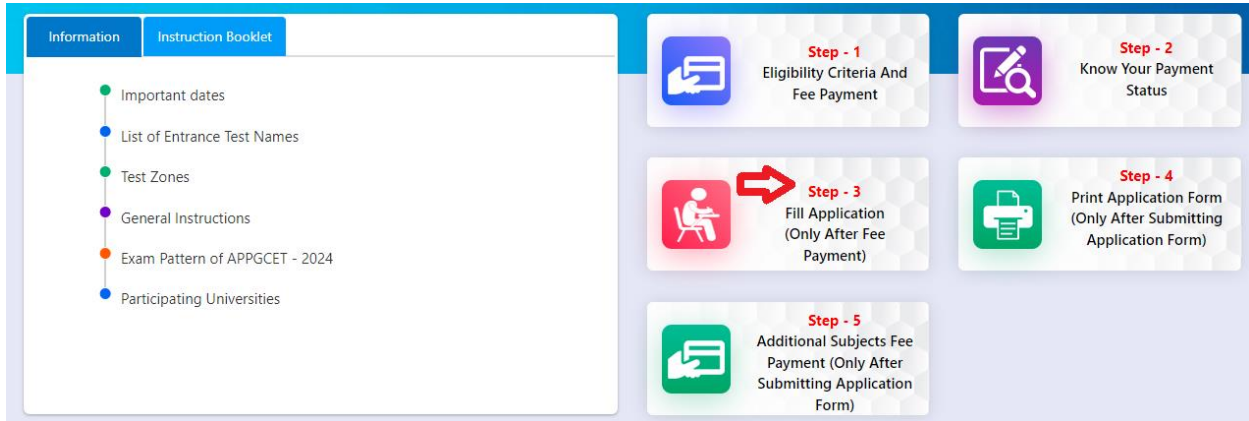
The screenshot shows the 'Know Your Payment Status for APPGCET 2024' form. It has two input fields: 'Qualifying Exam Hall Ticket No *' with the value '11222' and 'Mobile Number *' with a masked value. Below the fields is a green button labeled 'Check Payment Status' which is highlighted with a red box.

Payment Status will be displayed by clicking on Check Payment Status button as shown in the screen below

The screenshot shows the 'Know Your Payment Status for APPGCET 2024' form after clicking the 'Check Payment Status' button. The form fields are the same as in the previous screenshot. Below the form, a table displays the payment status:

S.No.	Payment Reference ID	Status
1	P11410000916A	SUCCESS

Step 3 Fill Application (Only after Fee Payment): The candidate can start filling the application by selecting the tab “Fill Application (only after fee payment)” as shown in the screen below.



Fill in the details of **Payment ID, Qualifying examination Hall ticket number, Mobile number and Date of birth** and click on **Proceed to fill application**.

A screenshot of the 'Application Form for APPGCET 2024'. The form has a blue header. Below the header, there are four input fields: 'Payment Reference ID *' with the value 'P1141000073A5', 'Qualifying Exam Hall Ticket No *' with the value '1122', 'Mobile Number *' with a redacted value, and 'Date of Birth * (dd/mm/yyyy)' with the value '01/02/2000'. Below these fields is a green button labeled 'Proceed to Fill Application' which is highlighted with a red border.

In the application form, the fields marked with ‘*’ symbols are MANDATORY which cannot be left blank without providing information. The details provided during the Registration Fee payment are frozen and cannot be edited.

Payment ID * P11410001346A Qualifying Exam Hall Ticket No * 2769 Mobile Number * Date of Birth * (dd/mm/yyyy)

Subject Details :

S.No.	Subject Code	Subject Name
1	103	Telugu
2	104	English

Candidate Details :

Candidate's Name *(as per SSC or Equivalent Records) SANDEEP REDDY Father's Name *(as per SSC or Equivalent Records) FATHER NAME Mother's Name *(as per SSC or Equivalent Records) MOTHER NAME
 Date of Birth *(dd/mm/yyyy) Gender * Male Female Transgender Aadhaar Card Number *

Retion Card Number

Annual Income of the Parents (Rs.) *

Below Rs 1 Lakh Above Rs 1 Lakh and Below Rs 2.5 Lakhs Above Rs 2.5 Lakhs and below Rs 8 Lakhs Above Rs 8 Lakhs
 Income Certificate Number

Income Certificate Details	
Candidate Name	1
Father Name / Husband Name	1
Valid Date	1
Total Income (Rs.)	1
Confirm Your Income Certificate Details	1 <input checked="" type="radio"/> Yes <input type="radio"/> No

Category *

BY Caste Certificate Number

Caste Certificate Details	
Candidate Name	1
Father Name	1
Category	1
Confirm Your Caste Certificate Details	1 <input checked="" type="radio"/> Yes <input type="radio"/> No

Special Reservation Category

- National Cadet Corps (NCC)
- Children of Armed Personnel (CAP)
- Sports & Games
- Sports Scouts and Guides

PH (Physically Handicapped)

- PWD (Person With Disability) :** PWD
- Blindness and Low vision
 - Deaf and hard hearing
 - Locomotor disability including cerebral palsy,leprosy cured, dwarfism, acid attack victims and muscular dystrophy.
 - Autism, Intellectual Disability, Specific Learning Disability, Mental Illness and Multiple Disabilities
 - Multiple disability, from amongst persons under clauses (a) to (d) including deaf-blindness in the posts identified for each disability.

Minority / Non-Minority *

- Non-Minority
- Minority

Present Address *

House No. (or) C/O * PER HNO Village / Street / Locality * PER STREET Mandat / Town / City * PER MANDAL
 District * TELANGANA STATE State * TELANGANA Pin Code * 500066
 Mobile Number * Alternate Mobile Number Telephone Number (Landline)
 E-Mail ID *

Permanent Address *

Permanent Address Same as Present Address

House No. (or) C/O * PER HNO Village / Street / Locality * PER STREET Mandat / Town / City * PER CITY
 District * TELANGANA STATE State * TELANGANA Pin Code * 508219

Qualifying Examination *

Qualification Exam Degree / Intermediate * DIPLOMA Hall Ticket No of the Qualifying Examination * 8766 Name of the Qualifying Degree / Intermediate * B.A.B.A.
 Group Subject 1 * GROUP SUBJECT 1 Group Subject 2 * GROUP SUBJECT 2 Group Subject 3 * GROUP SUBJECT 3
 Name of the University / Institute * JNTUH Name of the College * AITS Year of app. / Passing the Qualifying Exam * 2022
 Medium of Instruction at Qualifying Exam * English Telugu Urdu Others
 Second Language Studied in Qualifying Examination * Telugu CGPA / GRA * 95.65
 Select One CGPA / GRA Percentage If Results are awaited

SSC or Equivalent (10th Class) *

Urban Rural SSC Hall Ticket No * Month of Passing * March Year of Passing *

SSC Education Details	
Candidate Name	1
Father Name	1
Date of Birth	1
School Name	1
District	1
Confirm Your SSC Education Details	1 <input checked="" type="radio"/> Yes <input type="radio"/> No

Intermediate or Equivalent (10+2) *

Urban Rural Intermediate Hall Ticket No * Month of Passing * April Year of Passing * 2018 Group Subjects * Others
 Group Subject 1 * GROUP SUB 1 Group Subject 2 * GROUP SUB 2 Group Subject 3 * GROUP SUB 3

Other Qualification Details

Name of the Degree * Name of the University / Institute * Percentage *
 Year of Passing * Name of the College *
 Enter Name of the College

Place of Study *

Class - 9 *	Place / Village *	School Name / Institute Name *	Year of First Appearance *	Year of Pass *
Class - 10 *	Place / Village *	School Name / Institute Name *	Year of First Appearance *	Year of Pass *
Inter 1st Year *	Place / Village *	School Name / Institute Name *	Year of First Appearance *	Year of Pass *
Inter 2nd Year *	Place / Village *	School Name / Institute Name *	Year of First Appearance *	Year of Pass *
Degree 1st Year *	Place / Village *	School Name / Institute Name *	Year of First Appearance *	Year of Pass *
Degree 2nd Year *	Place / Village *	School Name / Institute Name *	Year of First Appearance *	Year of Pass *
Degree 3rd Year *	Place / Village *	School Name / Institute Name *	Year of First Appearance *	Year of Pass *

Local Area *

For local status of students migrated from Telangana to AR refer home page

Test Centre Preference *

- Preference 1 * SRIPOTTE SIRAMULLU NELLORE
- Preference 2 * EAST GODAVARI
- Preference 3 * GURUP
- Preference 4 * KARNATA
- Preference 5 * KURNOOL
- Preference 6 * HYDRABAD

Photo & Signature *

Photo (- 50kb jpg, jpeg) [Choose File] No file chosen
 Signature (- 30kb jpg, jpeg) [Choose File] No file chosen

I have carefully gone through the instruction Booklet and I am conversant with the instructions. I shall abide by the eligibility conditions and other regulations to be satisfied for appearing at the entrance test and admission into any course proscribed. Further, I assure that, I will not involve in any malpractice or illegal activities in the entrance test. In case, I have furnished any false information or involved in any malpractice or illegal activities, I am liable for punishment as per the existing law. I am responsible for the correctness of the above details filled in by me and the GOVT/APPSCET - 2024 is not responsible in any way. Mere appearing for the entrance examination does not confer any right for me to take admission.

Save Preview / Submit

Subject Details :

Subject Details :

S.No.	Subject Code	Subject Name
1	103	Telugu
2	101	English

Candidates need to fill in the following details in the application form:

1. Candidate Details:

The candidate shall furnish the necessary details by entering the details in appropriate fields.

Candidate Details :

Candidate's Name *(as per SSC or Equivalent Records) MADHAVA REDDY	Father's Name *(as per SSC or Equivalent Records) FATHER R	Mother's Name *(as per SSC or Equivalent Records) MOTHER
Date of Birth *(dd/mm/yyyy) 01/02/2000	Gender * <input checked="" type="radio"/> Male <input type="radio"/> Female <input type="radio"/> Transgender	Aadhaar Card Number * ██████████
Ration Card Number R123		

Candidate Name: Name of candidate (as per SSC) as entered in fee payment screen will be displayed here and cannot be modified or edited.

Father's Name: The candidate has to enter his / her father's name as per 10th class records in the space provided in CAPITAL LETTERS.

Mother's Name: The candidate has to enter his / her mother's name as per 10th class records in the space provided in CAPITAL LETTERS.

Date of Birth: Date of Birth (as per SSC) as entered in the fee payment screen will be displayed here and cannot be modified or edited.

Gender: Select your Gender among the three options given.

Aadhaar Card Number/Enrollment No.: Enter your Aadhaar Card number

Ration Card Number: Enter the Ration card number of your family.

Annual Income of the Parents (in Rs.): Select any one of the three options provided as given below regarding the "Annual Income of the Parents (Rs.):" A valid income certificate issued by

competent authority and its number should be entered.

Annual Income of the Parents (Rs.) *

Below Rs 1 Lakh Above Rs 1 Lakh and Below Rs 2.5 Lakhs Above Rs 2.5 Lakhs and below Rs 8 Lakhs Above Rs 8 Lakhs

Income Certificate Number
[REDACTED]

Category *

BC_D Caste Certificate Number
[REDACTED] ⓘ

Special Reservation Category

National Cadet Corps (NCC)
 Children of Armed Personnel (CAP)
 Sports & Games
 Bharat Scouts and Guides

PH (Physically Handicapped)

PWD (Person With Disability) : YES

Blindness and Low vision
 Deaf and hard hearing

Note: Annual Income of the Parents will be auto populated on entering Income Certificate Number. Select Yes or No to confirm the details populated by the application system as shown in the screen below.

Annual Income of the Parents (Rs.) *

Below Rs 1 Lakh Above Rs 1 Lakh and Below Rs 2.5 Lakhs Above Rs 2.5 Lakhs and below Rs 8 Lakhs Above Rs 8 Lakhs

Income Certificate Number
[REDACTED]

Income Certificate Details *	
Candidate Name	: [REDACTED]
Father Name / Husband Name	: [REDACTED]
Valid Date	: [REDACTED]
Total Income (Rs.)	: 85000.00
Confirm Your Income Certificate Details	: <input checked="" type="radio"/> Yes <input type="radio"/> No

If the candidate's Annual Income of the Parents is not auto populated on entering Income Certificate Number, candidate should enter the Income Certificate Number manually and proceed.

Caste Category: Enter the caste certificate number issued by the competent authority in your caste category.

Note: **Caste Certificate Details** will be auto populated on entering **Caste Certificate Number**. Select **Yes** or **No** to confirm the details populated by the application system as shown in the screen below.

Caste Certificate Details	
Candidate Name	: XXXXXXXXXXXXXXXXXXXX
Father Name	: XXXXXXXXXXXXXXXXXXXX
Category	: VADABALLUA (BCA)
Confirm Your Caste Certificate Details	: <input type="radio"/> Yes <input type="radio"/> No

If the candidate's **Caste Certificate Details** are not auto populated on entering the **Caste Certificate Number**, the candidate should enter the **Caste Certificate Number** manually and proceed.

Note: EWS option in the application will be visible only if the candidate belongs to the OC category.

Eligible for **EWS (Economically Weaker Sections)**: Click on Yes if you are eligible for EWS and have a valid EWS certificate issued by Tahsildar. After clicking on 'Yes' you have to enter the EWS certificate number.

Special Reservation Category: Reservations are provided for candidates with **NCC, CAP, Sports & Games, Bharat Scouts and Guides** categories also.

Select the applicable categories for which supportive certificates are available

EWS(Economically Weaker Section) Eligibility *

EWS Eligibility* Yes No EWS Certificate Number [REDACTED]

Special Reservation Category

National Cadet Corps (NCC)
 Children of Armed Personnel (CAP)
 Sports & Games
 Bharat Scouts and Guides

PH (Physically Handicapped)

Blindness and Low vision
 Deaf and hard hearing
 Locomotor disability including cerebral palsy, leprosy cured, dwarfism, acid attack victims and muscular dystrophy
 Autism, Intellectual Disability, Specific Learning disability, Mental illness
 Multiple disability, from amongst persons under clauses (a) to (d) including deaf-blindness in the posts identified for each disability

Do You Require Scribe? Yes No **Note: Please contact Convener, AP EAPCET - 2024 with necessary proofs for the allotment of scribe.**

Sadarem Number (17 Digits) [REDACTED]

Activate Windows
Go to Settings to activate Windows.

Physically Handicapped:

In case of PH, the medical board certificate issued through SADAREM shall be entered.

Sadarem Certificate Details will be auto populated on entering **Sadarem Number**. Select **Yes** or **No** to confirm the details populated by the application system as shown in the screen below.

Do You Require Scribe? Yes No

Sadarem Number (17 Digits) [REDACTED]

Sadarem Certificate Details	
Candidate Name	: [REDACTED]
PH Category	: VISUAL IMPAIRMENT
Percentage	: 40.00
Confirm Your Sadarem Details	: <input checked="" type="radio"/> Yes <input type="radio"/> No

If the candidate’s Sadarem Certificate Details are not auto populated on entering Sadarem Number, candidate should enter the Sadarem Number manually.

Minority/ Non-Minority: If the candidate belongs to any of the minority communities such as Muslim, Christian, Buddhist, Sikh, Jain, Zoroastrian or Other minority, click on the Minority button and select the applicable minority. Otherwise, if the candidate does not belong to a

Minority community, then the non-Minority option has to be clicked.

Minority / Non-Minority *

Non-Minority Minority

Minority *

Muslim Christian Buddhist Sikh Jain Zoroastrian Other Minority

2. Address: Candidate should enter his/her Present/Permanent address with the following fields like House No or C/O, Village/Street/Locality, Mandal/Town/City, District, State, Pin code, Mobile Number, Alternate Mobile Number & Email ID as shown in the screen below.

Present Address

House No. (or) C/O *	Village / Street / Locality *	Mandal / Town / City *
4-123	VILLAGE	CITY
District *	State *	Pin Code *
Prakasam	ANDHRA PRADESH	523247
Mobile Number *	Alternate Mobile Number	Telephone Number (Landline)
	Enter Alternate Mobile Number	Enter Telephone Number (Landline)
E-Mail Id *		

Permanent Address

Permanent Address Same as Present Address

House No. (or) C/O *	Village / Street / Locality *	Mandal / Town / City *
4-123	VILLAGE	CITY
District *	State *	Pin Code *
Prakasam	ANDHRA PRADESH	523247

House No. (Or) C/O: Candidate should enter his/her House Number.

Village/Street /Locality: Candidate should enter his/her Street Number or Locality Number or Village Name.

Mandal/Town/City: Candidate should enter his/her Mandal Name or Town Name or City Name.

District: Candidate should enter his / her District Name.

State: Candidate should enter his/her State Name.

Pin Code: Candidate should enter his/her address Pin Code Number.

Mobile Number: Mobile Number will be auto populated as it is provided in Fee Payment (Step-1)

Alternate Mobile Number and Telephone Number:

Candidate should enter his/her Alternate Mobile Number and Telephone Number.

Email Id: Email Id will be auto populated as it is provided in Fee Payment (Step-1).

Note: Select **Present Address** check box if the present address is your **Permanent Address**

3. Qualifying Examination:

Details should be furnished for the qualifying examinations are shown in the screen below.

Qualifying Examination *		
Qualification Exam Degree / Intermediate *	Hall Ticket No of the Qualifying Examination *	Name of the Qualifying Degree / Intermediate *
<input type="text" value="Degree"/>	<input type="text" value="3769"/>	<input type="text" value="B.Tech."/>
Group Subject 1 *	Group Subject 2 *	Group Subject 3 *
<input type="text" value="GROUP SUBJECT 1"/>	<input type="text" value="GROUP SUBJECT 2"/>	<input type="text" value="GROUP SUBJECT 3"/>
Name of the University / Institute *	Name of the College *	Year of App. / Passing the Qualifying Exam *
<input type="text" value="JNTUH"/>	<input type="text" value="AITS"/>	<input type="text" value="2022"/>
Medium of Instruction at Qualifying Exam *	Second Language Studied in Qualifying Examination*	
<input checked="" type="radio"/> English <input type="radio"/> Telugu <input type="radio"/> Urdu <input type="radio"/> Others	<input type="text" value="Telugu"/>	
Select One *	CGPA / GPA *	
<input checked="" type="radio"/> CGPA / GPA <input type="radio"/> Percentage <input type="radio"/> If Results are awaited	<input type="text" value="85.65"/>	

- I) Qualifying Examination Hall Ticket No, Qualifying Examination Degree, will get FROZEN as per the information given before, Select Name of the Qualifying Degree/Intermediate, Fill the Name of the University/institute, Name of the College, Select Year of Appearing/Passing Qualifying Exam, Medium of instruction at Qualifying Exam, Second Language Studied in Qualifying Examination, Select One(CGPA,percentage,if results are awaited)
- II) **Medium of Instruction at Qualifying Exam:** Candidate should select medium at Qualifying Exam he/she wants as shown.

SSC or Equivalent (10th Class): Candidate should select Urban or Rural location, Enter the SSC or

Equivalent Hall Ticket No., Month of Passing and Year of Passing.

For example, enter 13534676899XXXX for SSC or Equivalent (10th Class) Hall Ticket No., March for Month and the Year of Passing is 2011, refer the image shown:

Intermediate or Equivalent (10+2): Candidate should select Urban or Rural Radio button

Place of Study: The candidate has to fill in the district details related to his study from Class-6 to Intermediate II year / equivalent in the spaces provided as shown below. However, if a candidate has studied in a state other than Andhra Pradesh OR TELANGANA, then select OTHER STATES. However, candidates who have studied in Telangana State shall select TELANGANA.

For local status of students migrated from Telangana to AP, refer home page

Local Area: Based on the places of study during the preceding 7 years of the qualifying examination, local area is decided.

On entering the candidate's places of study, the local area of the candidate is auto populated by the application system i.e., **AU, SVU, OU or Non-Local**.

However, these credentials will be verified based on the certificates produced at the time of admission.

Photo and Signature:

If the photo and signature are not auto-populated from the database,

DON'T FORGET to upload your Photograph & Signature, and is FROZEN as shown below:

Photo & Signature *



Photo (<50kb jpg, jpeg)

Choose File No file chosen



Signature (<30kb jpg, jpeg)

Choose File No file chosen

The **photograph file should be in the jpg file format and the size should be less than 50 KB.**

To upload the Signature, Press the button "Select file" and ensure that the **Signature's file format should be jpg format and the size has to be less than 30 KB.**

Test Preference: Candidates are given option to choose six preferences of their choice as shown in the screen below

Test Centre Preferences *

Preference 1 *

KURNOOL

Preference 2 *

GUNTUR

Preference 3 *

Krishna

Preference 4 *

HYDERABAD

Preference 5 *

ANANTAPUR

Preference 6 *

EAST GODAVARI

After furnishing ALL the required data and correct particulars, verify thoroughly the details and go through the Declaration at the end of the page. Select the encircled check box if you are done with Online Application Form filling.

I have carefully gone through the instruction Booklet and I am conversant with the instructions. I shall abide by the eligibility conditions and other regulations to be satisfied for appearing at the entrance test and admission into any course prescribed. Further, I assure that, I will not involve in any malpractice or illegal activities in the entrance test. In case, I have furnished any false information or involved in any malpractice or illegal activities, I am liable for punishment as per the existing law. I am responsible for the correctness of the above details filled in by me and the CONVENER, APPGCET 2024 is not responsible in any way. Mere appearing for the entrance examination does not confer any right for me to take admission.

Save

Preview / Submit

Clicking on Save button will save the filled application temporarily

I have carefully gone through the instruction Booklet and I am conversant with the instructions. I shall abide by the eligibility conditions and other regulations to be satisfied for appearing at the entrance test and admission into any course prescribed. Further, I assure that, I will not involve in any malpractice or illegal activities in the entrance test. In case, I have furnished any false information or involved in any malpractice or illegal activities, I am liable for punishment as per the existing law. I am responsible for the correctness of the above details filled in by me and the CONVENER, APPGCET 2024 is not responsible in any way. Mere appearing for the entrance examination does not confer any right for me to take admission.

Save

Preview / Submit

Clicking on the Submit button will display the preview page with the details furnished by the candidate as shown in the screen below with **Modify & Confirm** buttons at the end of the page.

Application Preview for APPGCEET - 2024

Subject Details :

S.No.	Subject Code	Subject Name
1	103	Telugu
2	101	English

Candidate Details

Candidate's Name * SANDEEP REDDY (OR PER SSC or Equivalent Records)
 Father's Name * FATHER NAME (OR PER SSC or Equivalent Records)
 Mother's Name * MOTHER NAME (OR PER SSC or Equivalent Records)
 Date of Birth * (dd/mm/yyyy)
 Gender * MALE
 Aadhar Card Number
 Ration Card Number

Annual Income of the Parents (Rs.) *
 Below Rs 1 Lakh

Income Certificate Number

Income Certificate Details	
Candidate Name	1
Father Name / Husband Name	1
Valid Date	1
Total Income (Rs.)	1 50000.00
Confirm Your Income Certificate Details	1 YES

Category *

ST

Caste Certificate Number

Caste Certificate Details	
Candidate Name	1
Father Name	1
Category	1 ST
Confirm Your Caste Certificate Details	1 YES

Special Reservation Category

National Cadet Corps (NCC) /YES
 Children of Armed Personnel (CAP) /YES
 Sports & Games /NO
 Bharat Scouts and Guides /NO

PH (Physically Handicapped)

PWD (Person With Disability) : NO
 Blindness and Low vision /NO
 Deaf and hard hearing /NO
 Locomotor disability including cerebral palsy,leprosy cured, dwarfism, acid attack victims and muscular dystrophy /NO
 Autism, Intellectual Disability, Specific Learning Disability, Mental Illness and Multiple Disabilities /NO
 Multiple disability, from amongst persons under clause (a) to (d) including deaf-blindness in the posts identified for each disability /NO

Minority / Non-Minority *

NON-MINORITY

Present Address

House No. (or) C/O * PER HNO
 Village / Street / Locality * PER STREET
 Mandal / Town / City * PER MANDAL
 District * TELANGANA STATE
 State * TELANGANA
 Pin Code * 500060
 Mobile Number *
 Alternate Mobile Number
 Telephone Number (Landline)
 E-Mail Id *

Permanent Address

House No. (or) C/O * PER HNO
 Village / Street / Locality * PER STREET
 Mandal / Town / City * PER CITY
 District * TELANGANA STATE
 State * TELANGANA
 Pin Code * 500018

3. Qualifying Examination

Qualification Exam Degree / Intermediate *
 Degree
 Group Subject 1 * GROUP SUBJECT 1
 Name of the University / Institute * JNTUHI
 Medium of Instruction at Qualifying Exam * English
 Result Status * CGPA / GPA
 CGPA / GPA

Hall Ticket No of the Qualifying Examination * 3769
 Name of the Qualifying Degree / Intermediate * B.Tech.
 Group Subject 2 * GROUP SUBJECT 2
 Name of the College * AITS
 Year of App. / Passing the Qualifying Exam * 2022
 Second Language Studied in Qualifying Examination * Telugu
 CGPA / GPA * 85.63

SSC or Equivalent (10th Class) *

URBAN

SSC Hall Ticket No *	Month of Passing *	Year of Passing *
1	1	1

SSC Education Details

Candidate Name	1
Father Name	1
Date of Birth	1
School Name	1 RAMAKRISHNA MISSION H S SEETHANAGARAM
District	1 GUNTUR,II
Confirm Your SSC Certificate Details	1 YES

Intermediate or Equivalent (10+2) *

URBAN

Intermediate Hall Ticket No *	Month of Passing *	Year of Passing *	Group Subjects *
1	April	1	Others

Details of other courses completed after Graduation

Name of the Degree	Name of the University / Institute	Name Of the College
Year of Passing	Percentage	

Place of Study

Class *	Place / Village *	School Name / Institute Name *	Year Of First Appearance *	Year Of Pass *
Class - 8 * TELANGANA STATE	Place 9	SCHOOL NAME	2014	2015
Class - 10 * TELANGANA STATE	Place 10	SCHOOL NAME	2015	2016
Inter 1st Year * TELANGANA STATE	Place 11	INSTITUTE NAME	2016	2017
Inter 2nd Year * TELANGANA STATE	Place 12	INSTITUTE NAME	2017	2018
Degree 1st Year * TELANGANA STATE	Place D1	INSTITUTE NAME	2018	2019
Degree 2nd Year * TELANGANA STATE	Place D2	INSTITUTE NAME	2019	2020
Degree 3rd Year * TELANGANA STATE	Place D3	INSTITUTE NAME	2020	2021


Local Area *

GU For local status of students migrated from Telangana to AR refer home page

Text Centre Preferences

Preference 1 : Nellore
 Preference 2 : Rajamahendravaram
 Preference 3 : Eluru
 Preference 4 : Kakinada
 Preference 5 : Yamniginuru
 Preference 6 : Hyderabad

Photo & Signature *



I have carefully gone through the instruction Booklet and I am conversant with the instructions. I shall abide by the eligibility conditions and other regulations to be satisfied for appearing at the entrance test and admission test any course prescribed. Further, I assure that, I will not involve in any malpractice or illegal activities in the entrance test. In case, I have furnished any false information or involved in any malpractice or illegal activities, I am liable for punishment as per the existing law. I am responsible for the correctness of the above details filled in by me and the COVENOR, APPGCEET - 2024 is not responsible in any way. Mere appearing for the entrance examination does not confer any right for me to take admission.

Modify Confirm / Freeze

A click on the Modify button enables the candidate to re-inspect the entire application to correct any errors or mistakes in the saved application.

Confirm/Freeze: Click on Confirm/Freeze button for submitting the application.

I have carefully gone through the instruction Booklet and I am conversant with the instructions. I shall abide by the eligibility conditions and other regulations to be satisfied for appearing at the entrance test and admission into any course prescribed. Further, I assure that, I will not involve in any malpractice or illegal activities in the entrance test. In case, I have furnished any false information or involved in any malpractice or illegal activities, I am liable for punishment as per the existing law. I am responsible for the correctness of the above details filled in by me and the CONVENER, APPGCET 2024 is not responsible in any way. Mere appearing for the entrance examination does not confer any right for me to take admission.

Modify

Confirm / Freeze

Clicking on the Confirm/**Freeze** button, the candidate can view a pop up alert as **“Your application is submitted successfully. Please note your Application Number for further reference”**. Candidates can take print applications by clicking on the Print **Application** button which is useful for further correspondence.

Your APPGCET 2024 Application Confirmed Successfully. Please note your

Registration number for future correspondence

11410000322

Print Application

Clicking on the Print **Application**, the candidate can view the Receipt of the Application form as shown in the screen below.



APPGCET 2024

Post Graduate Common Entrance Test 2024
(Conducted by Andhra University, Visakhapatnam on behalf of APSCHE)



1. (a) Qualifying Examination# : Degree
 (b) Qualifying Exam Hall Ticket No # : [REDACTED]
 (c) Year of App./Passing the Qualifying Exam : 2022
 (d) Medium of Instruction at Qualifying Exam : English
 (e) Place of Study - Intermediate or Equivalent : URBAN
2. (a) Candidate's Name # : [REDACTED]
 (b) Father's Name # : FATHER NAME
 (c) Mother's Name : MOTHER NAME
 (d) Date of Birth (as per SSC or Equivalent) # : 18/08/2000
 (e) Gender : MALE
3. Category : ST
 4. Local Area : OU
 5. (a) Non-Minority / Minority : NON-MINORITY
 (b) Minority Category : N.A
 6. Annual Income of the Parents (Rs.) : Below Rs 1 Lakh
 7. (a) Special Reservation Category (NCC/CAP/SPORTS/BHARATSCOUTS) : YES/YES/NO/NO
 (b) Physically Handicapped : NO
8. (a) Study Details
 (b) Place of Study - SSC or Equivalent : URBAN
 (c) SSC Hall Ticket Number & Year of Passing : [REDACTED]
 (c) Inter Hall Ticket Number & Year of Passing : [REDACTED]
9. (a) Address for Correspondence : PRE HNO, PRE STREET,
 PRE MANDAL, TELANGANA STATE,
 TELANGANA, 500060
 (b) Contact Telephone Number (Mobile) : [REDACTED] (c) E-Mail Id : [REDACTED]
 (d) Aadhar Card number : [REDACTED]

Preserve the Registration Number for all future correspondence.
REGISTRATION NO. : 11410000744




[Handwritten Signature]



10. Test Centre Preferences

Preference - 1	Preference - 2	Preference - 3
Nellore	Rajahmundry	Eluru
Preference - 4	Preference - 5	Preference - 6
Kakinada	Nemmiganur	Hyderabad

11. Subject Details:


S.No.	Subject Code	Subject Name
1	103	Telugu
2	101	English

12. (a) Fee particulars - Payment through : ONLINE (c) Amount (in Rs.) : 3317.70
 (b) Payment Reference Id. : P1141000134EA

- These Fields CANNOT be edited by candidate, but written request can be made to the CONVENER or Regional Coordinator of AP PG CET - 2024 or email to helpdeskappgct@apsche.org Remaining fields can be edited by the candidate during the permitted period. For any details contact at 8500404562.

Declaration : 1) I have carefully gone through the instruction booklet and I am conversant with the instructions. I shall abide by the eligibility conditions and other regulations to be satisfied for appearing at the entrance test and admission into any course prescribed. Further, I assure that, I will not involve in any malpractise or illegal activities in the entrance test. In case, I have furnished any false information or involved in any malpractise or illegal activities, I am liable for punishment as per the existing law.
 2) I am responsible for the corrections of the above details filling by me and the CONVENER AP PG CET-2024 is not responsible in anyway.

Date : 01/04/2024 12:13 PM

Affix a recent color photograph (3.5 cmX3.5 cm) and get attested by a Gazetted Officer or the Principal of the College where studied (Well in advance BEFORE EXAMINATION)	SIGNATURE and LEFT HAND THUMB impression of the candidate to be done in the presence of the Invigilator on the day of Examination in the Examination Hall		
	SIGNATURE OF THE CANDIDATE in the presence of the Invigilator	Left Thumb Impression	


- Note :** 1) ALL the candidates have to submit this form in the Examination Hall to the Invigilator.
 2) Candidates are not allowed into the Examination Hall even if they are LATE BY A MINUTE.
 3) This is computer Generated sheet and does not require the signature of the CONVENER, AP PG CET-2024

Print

Step 4: Print Application Form: Candidate can print the submitted AP PG CET-2024 application form through this option


Print Application Form for APPGCET 2024		
Payment Reference ID *	Registration Number *	Qualifying Exam Hall Ticket No *
P1141000073A5	11410000322	1122
Mobile Number *	Date of Birth * (dd/mm/yyyy)	
██████████	01/02/2000	
Get Application Details		

After entering all the mandatory details and clicking on Get Application Details, the print copy of the AP PG CET -2024 application form will be displayed for printing as shown in the screen below.



APGCET 2024

Post Graduate Common Entrance Test 2024
(Conducted by Andhra University, Visakhapatnam on behalf of APSCHE)



1. (a) Qualifying Examination# : Degree
 (b) Qualifying Exam Hall Ticket No # : [REDACTED]
 (c) Year of App./Passing the Qualifying Exam : 2022
 (d) Medium of Instruction at Qualifying Exam : English
 (e) Place of Study - Intermediate or Equivalent : URBAN

2. (a) Candidate's Name # : [REDACTED]
 (b) Father's Name # : FATHER NAME
 (c) Mother's Name : MOTHER NAME
 (d) Date of Birth (as per SSC or Equivalent) # : 18/08/2000
 (e) Gender : MALE

3. Category : ST
 4. Local Area : OU

5. (a) Non-Minority / Minority : NON-MINORITY
 (b) Minority Category : N.A

6. Annual Income of the Parents (Rs.) : Below Rs 1 Lakh

7. (a) Special Reservation Category (NCC/CAP/SPORTS/BHARATSCOUTS) : YES/YES/NO/NO
 (b) Physically Handicapped : NO


8. (a) Study Details
 (b) Place of Study - SSC or Equivalent : URBAN
 (c) SSC Hall Ticket Number & Year of Passing : [REDACTED]
 (c) Inter Hall Ticket Number & Year of Passing : [REDACTED]


9. (a) Address for Correspondence : PRE HNO, PRE STREET,
 PRE MANDAL, TELANGANA STATE,
 TELANGANA, 500060


(b) Contact Telephone Number (Mobile) : [REDACTED] (c) E-Mail Id : [REDACTED]
 (d) Aadhar Card number : [REDACTED]


Preserve the Registration Number for all future correspondence.

REGISTRATION NO. : 11410000744









10. Test Centre Preferences

Preference - 1	Preference - 2	Preference - 3
Nellore	Rajahmundry	Eluru
Preference - 4	Preference - 5	Preference - 6
Kakinada	Nemmiganur	Hyderabad

11. Subject Details:

S.No.	Subject Code	Subject Name
1	103	Telugu
2	101	English

12. (a) Fee particulars - Payment through : ONLINE (c) Amount (in Rs.) : 3317.70
 (b) Payment Reference Id. : P1141000134EA


- These Fields CANNOT be edited by candidate, but written request can be made to the CONVENER or Regional Coordinator of AP PG CET - 2024 or email to helpdeskappgct@apsche.org Remaining fields can be edited by the candidate during the permitted period. For any details contact at 8500404562.

Declaration : 1) I have carefully gone through the instruction booklet and I am conversant with the instructions. I shall abide by the eligibility conditions and other regulations to be satisfied for appearing at the entrance test and admission into any course prescribed. Further, I assure that, I will not involve in any malpractise or illegal activities in the entrance test. In case, I have furnished any false information or involved in any malpractise or illegal activities, I am liable for punishment as per the existing law.
 2) I am responsible for the corrections of the above details filling by me and the CONVENER AP PG CET-2024 is not responsible in anyway.

Date : 01/04/2024 12:13 PM

Affix a recent color photograph (3.5 cmX3.5 cm) and get attested by a Gazetted Officer or the Principal of the College where studied (Well in advance BEFORE EXAMINATION)

SIGNATURE and LEFT HAND THUMB impression of the candidate to be done in the presence of the Invigilator on the day of Examination in the Examination Hall

SIGNATURE OF THE CANDIDATE in the presence of the Invigilator	Left Thumb Impression 
---	---

Note : 1) ALL the candidates have to submit this form in the Examination Hall to the Invigilator.
 2) Candidates are not allowed into the Examination Hall even if they are LATE BY A MINUTE.
 3) This is computer Generated sheet and does not require the signature of the CONVENER, AP PG CET-2024

Print

Step 5: Additional Subjects Fee Payment: Candidates can make additional subject fee payment for PG CET - 2024 through this option. Select Additional Subjects Fee Payment link from AP PG CET-2024 website home page as shown in

the screen below.

The screenshot shows the AP PGCET-2024 website home page. On the left, there is a navigation menu with two tabs: "Information" and "Instruction Booklet". Under "Information", there is a vertical list of links: "Important dates", "List of Entrance Test Names", "Test Zones", "General Instructions", "Exam Pattern of APPGCET - 2024", and "Participating Universities". On the right, there are five steps of the application process, each with an icon and a description:

- Step - 1**: Eligibility Criteria And Fee Payment (Icon: Hand holding a card)
- Step - 2**: Know Your Payment Status (Icon: Magnifying glass over a document)
- Step - 3**: Fill Application (Only After Fee Payment) (Icon: Person sitting at a desk)
- Step - 4**: Print Application Form (Only After Submitting Application Form) (Icon: Printer)
- Step - 5**: Additional Subjects Fee Payment (Only After Submitting Application Form) (Icon: Hand holding a card, with a red arrow pointing to it from the right)

After clicking on Additional Subjects Fee Payment link from AP PGCET-2024 website home page, the following page will be displayed: enter Payment Id and Hall Ticket Number and click on Get Details button.

The screenshot shows the "Additional Subject fee Payment for APPGCET 2024" form. It has a blue header with the title. Below the header, there are two input fields: "Payment Reference ID *" with the value "P1141000073A5" and "Qualifying Exam Hall Ticket No *" with the value "1122". Below these fields is a green "Get Details" button, which is highlighted with a red border.

After clicking on Get Details button the following page will be displayed for Additional Subjects Fee payment for PGCET-2024. Select additional subjects for fee payment and click on Initiate Payment button as shown in the screen below.

After clicking on Get Details button the following page will be displayed for Additional Subjects Fee payment for PGCET-2024.

Select additional subjects for fee payment and click on Initiate Payment button as shown in the screen below.

Additional Subject fee Payment for APPGCET - 2024

Payment Reference ID *

P1141000134EA

Qualifying Exam Hall Ticket No *

3769

Candidate Details

Qualifying Exam * : DEGREE

Qualifying Exam Hall Ticket Number * : 3769

Candidate's Name * : ██████████

Date of Birth * (as per SSC or Equivalent) : 18/08/2000

Mobile Number * : ██████████

Mobile Number Mentioned * : SELF

Alternate Mobile Number : -

E-Mail ID * : ██████████

Category * : ST

Are you Physically Handicapped? : NO

Already Paid Subject Details

S.No.	Subject Code	Subject Name
1	103	Telugu
2	101	English

Subject Details

Subjects * :

--Select--

ADD

S.No.	Subject Code	Subject Name	Action
1	201	Commerce	
2	312	Geology	

Payment Options (Convenience charges as applicable) *

PAYTM NB

EBS Credit Card

PAYU BIZ Credit Card TEST PAYMENT

Fee Amount :

Rs. 1300.00/-

Pay

NOTE: In case your account is debited and the website gets disconnected before payment receipt generation, kindly compulsory check your Payment Status using [Know Your Payment Status](#) option by providing your details. If you get message "Payment Details Not Found" , candidate is requested to go for a fresh payment and the amount for the failure transaction will be refunded to their debited bank account in 5 to 10 working days.

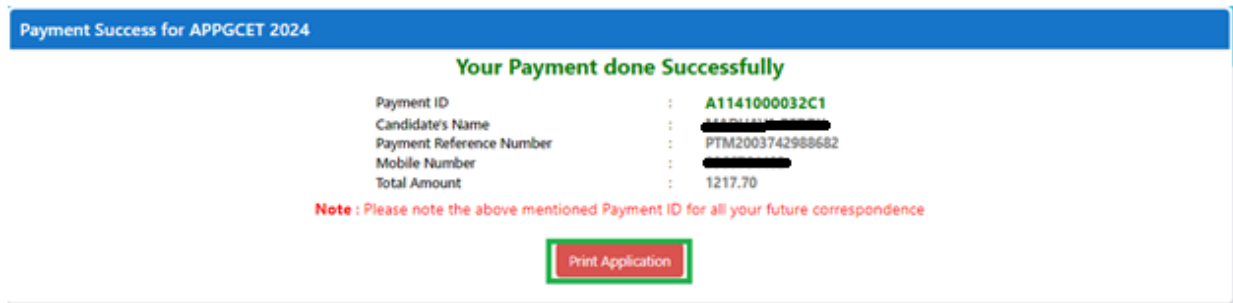
For fee payment of additional subjects Follow Step-1.

After filling the mandatory details and clicking on **Pay** button.

After clicking on the Pay button, the control will lead you to the BANK PAYMENT GATEWAY as shown in the screen below. Fill in all the credit/Debit card/Net Banking details and click on **Pay Now** button as shown in the screen below.



The confirmation of successful payment of Registration Fee is shown with the “**Your Payment done successful**” item in the below web page as **Payment Status** along with “**Payment Id**”. (**Note: Preserve both the IDs for future correspondence**). Click on the button “**Proceed to Print Application**” and you will be taken to the next screen.



Once the Fee Payment is done, the application will navigate to Candidate's AP PG CET - 2024 Print Application Form as shown in the screen below.



APPGCET 2024

Post Graduate Common Entrance Test 2024
Conducted by Anna University, Valluvarpetta, Chennai-600 042



1. (a) Qualifying Examination : Degree
 (b) Qualifying Exam Hall Ticket No # : 1122
 (c) Year of App. Passing the Qualifying Exam : 2020
 (d) Medium of Instruction at Qualifying Exam : English
 (e) Place of Study - Intermediate or Equivalent : URBAN
2. (a) Candidate's Name # : MADHANA REDDY
 (b) Father's Name # : FATHER R
 (c) Mother's Name : MOTHER
 (d) Date of Birth (as per SSC or Equivalent) # : 01.02.2000
 (e) Gender : MALE
 3. Category : BC, D
 4. Local Area : AU
 5. (a) Non-Minority / Minority : MINORITY
 (b) Minority Category : Christian
 6. Annual Income of the Parents (Rs.) : Below Rs 1 Lakh
 7. (a) Special Reservation Category :
 (b) Physically Handicapped : YES/NO YES/NO
 8. (a) Study Details :
 (b) Place of Study - SSC or Equivalent : URBAN
 (c) SSC Hall Ticket Number & Year of Passing : [REDACTED]
 (d) Intermediate Hall Ticket Number & Year of Passing : [REDACTED]
 9. (a) Address for Correspondence :
 4-123, VILLAGE,
 CITY, PRADESH,
 ANDHRA PRADESH, 521247
 (b) Contact Telephone Number (Mobile) : [REDACTED] (c) E-Mail ID : [REDACTED]
 (d) Aadhar Card number : [REDACTED]

Provision for Registration Fee by
all States correspondents
REGISTRATION NO. : 11410000122



[Handwritten signature]



10. Test Center Preferences

Preference - 1	Preference - 2	Preference - 3
HYDRABAD	GOVTUR	Goitola
Preference - 4	Preference - 5	Preference - 6
HYDRABAD	ADARJAPUR	EAST GOVTUR

11. Subject Details

S.No.	Subject Id	Subject Name
1	115	Political Science
2	111	Humanities & Social Sciences
3	108	Tamil
4	114	History
5	107	Urdu
6	106	Folklore
7	103	Telugu
8	112	Geology
9	113	Geography

12. (a) Fee particulars - Payment through : ONLINE (b) Amount (in Rs.) : 4464.00
 (c) Payment Reference Id : P11410000122A3

* These Fees CANNOT be asked to candidates, but written request can be made to the CONVENER or Regional Coordinators of AP PGCEET - 2024 or email to helpdeskappgcet@gmail.com Resolving help can be asked by the candidates during the permitted period. For any details contact at 09959504942.

Declaration : 1) I have carefully gone through the instruction booklet and I am conversant with the instructions. I shall abide by the eligibility conditions and other regulations to be notified for appearing at the entrance test and admission into any course prescribed. Further, I assure that, I will not involve in any subversive or illegal activities at the entrance test. In case, I have furnished any false information or involved in any subversive or illegal activities, I am liable for punishment as per the existing law.
 2) I am responsible for the correctness of the above details filling by me and the CONVENER AP PGCEET-2024 is not responsible in anyway.

Date : 20/03/2024 03:57 PM

SIGNATURE and LEFT HAND THUMB impression of the candidate to be done in the presence of the Investigator on the day of Examination in the Examination Hall

Affix a recent color photograph (3.5 cmX 4.5 cm) and get attested by a Gazetted Officer or the Principal of the College where studied (Well in advance BEFORE EXAMINATION)	SIGNATURE OF THE CANDIDATE in the presence of the Investigator	Left Thumb Impression

- Note :** 1) ALL the candidates have to submit this form in the Examination Hall to the Investigator.
 2) Candidates are not allowed into the Examination Hall even if they are LATE BY A MINUTE.
 3) This is computer Generated sheet and does not require the signature of the CONVENER, AP PGCEET-2024