

USER GUIDE TO FILL THE ONLINE APPLICATION FORM FOR APLAWCET & APPGLCET-2023

The candidates are required to be ready with the **following mandatory / optional details** to fill in the appropriate fields before filling the Online Application Form:

The Mandatory / Optional details are as follows:

S.NO	Details Required	Document to be Referred
1	Credit card or Debit card details (If payment is being made through Credit card / Debit card/Net Banking)	Credit Card / Debit Card/Net Banking Account User ID and its password
2	<ul style="list-style-type: none">• Qualifying Examination appeared or passed• Hall ticket Number of the Qualifying Examination	Marks memos / Hall Ticket Number of Degree / Intermediate / 10 th
3	Test Applied for 3-year LLB, 5-year LLB, Postgraduate LLM	AP LAW CET/PGLCET-2023, Eligibility Criteria
4	Date of Birth	10 th or Equivalent Certificate
5	Hall Ticket Number of SSC or Equivalent examination Certificate	10 th or Equivalent Certificate
6	Income of Parents	Income certificate issued by Competent Authority
7	STUDY DETAILS	Study certificates from Class 6 to 10+2 / degree or diploma / PG
8	Category (SC, ST, BC, etc.) and Application number of the Caste Certificate (in case of	Caste Certificate issued by the Competent Authority

	SC/ST/BC only)	
9	Special Category (NCC, PH, Sports, CAP, Etc.)	The Certificate issued by Competent Authority
10	Aadhaar Card details	12 digits Aadhaar Card Number

The following system requirements need to be available for comfortable browsing of AP LAW CET & AP PGLCET-2023 official website <https://cets.apsche.ap.gov.in/lawcet>

SYSTEM REQUIREMENTS:

For better viewing of AP LAW CET & APPGLCET 2023 website

<https://cets.apsche.ap.gov.in/lawcet> and smooth Application submission through ONLINE mode, the candidates are hereby informed that the following computer system

Requirements are most desirable:

[Google Chrome Latest Version](#)

[Adobe Acrobat Reader Latest Version](#)

[Disable the pop-up blocks and uninstall all the Script blockers.](#)

AP LAW CET & AP PGLCET 2023 - FEE PAYMENT AND ONLINE APPLICATION FORM FILLING PROCESS

VISIT www.cets.apsche.ap.gov.in/lawcet

On your Internet Browser, type the website address <https://cets.apsche.ap.gov.in/lawcet>
Press **Enter**, the following screen is displayed on the computer screen.

The screenshot shows the website for the AP LAW COMMON ENTRANCE TEST - 2023. The header includes the title and the text "(Conducted by Acharya Nagarjuna University, Guntur on behalf of APSCHE)". A navigation menu contains links for Home, About Us, Important dates, Notification, Corrections, Mock Test, and Contact Us. The main content area is divided into several sections: a left sidebar with a menu for Information and Instruction Booklet, a central area with four step-by-step guides (Step 1: Eligibility Criteria And Fee Payment, Step 2: Know Your Payment Status, Step 3: Fill Application (Only After Fee Payment), and Step 4: Print Application Form (Only After Submitting Application Form)), and a bottom section for SCHEDULES and Contact Info. The Contact Info section provides the Directorate of Admissions' address, mobile number (9440258811), office number (0863-2346171), and email (helpdeskaplawcet2023@gmail.com).

There are 4 **Steps** in filing the AP LAW CET/AP PGLCET online application.

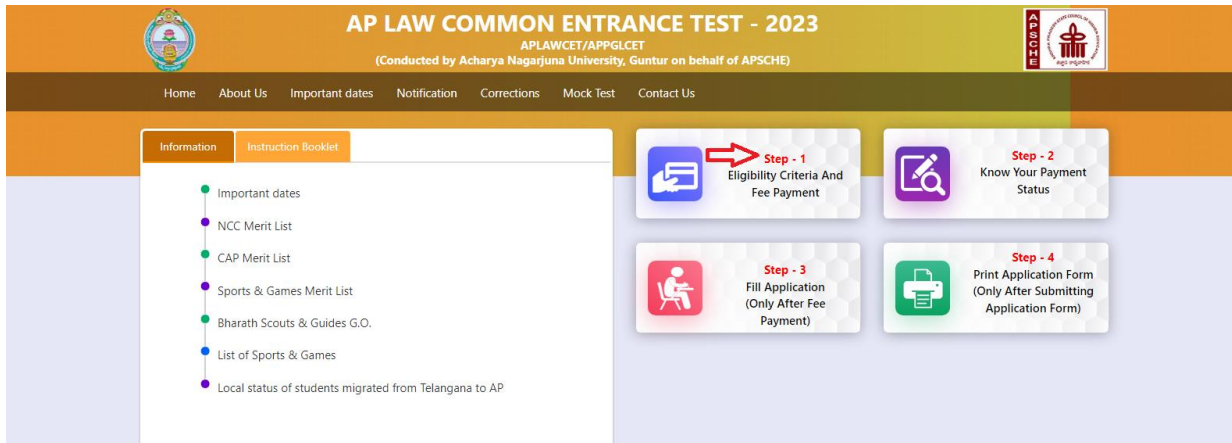
Step-1: Eligibility Criteria & Fee Payment: Candidate can make Online Fee Payment through this option.

Step-2: Know your payment status: Candidate can check Success/Failure status of Fee Payment

Step-3: Fill Application (Only After Fee Payment): After fee payment, candidate should fill in the Application form through this option.

Step-4: Print Application Form (Only After Submitting Application Form): After application form submission, candidate can print the submitted form.

Step 1: Select **Eligibility Criteria & Fee Payment** Tab from AP LAW CET/PG LCET home page as shown in the screen below.



After clicking on **Eligibility Criteria & Fee Payment** Tab, a fee payment web page will be displayed as shown in the screen

AP LAW COMMON ENTRANCE TEST - 2023
APLAWCET/APPGLCET
(Conducted by Acharya Nagarjuna University, Guntur on behalf of APSCH)

Home About Us Important dates Notification Corrections Mock Test Contact Us

Fee Payment for AP LAW CET & AP PGLCET - 2023

I have carefully read the eligibility criteria and found eligible. In the event I am found not eligible at any stage of the admission process, my admission stands cancelled.

Qualifying Exam HallTicket Number * :

Candidate's Name * :

Date of Birth * (as per SSC or Equivalent) :

Mobile Number * :

Mobile Number Mentioned Above Is My * : Self Father Mother Relative

Alternate Mobile Number :

E-Mail ID * :

Stream * :
 LAW CET 3 YEARS (ENTRANCE TEST FOR ADMISSION INTO THREE YEAR BL/LLB COURSE)
 LAW CET 5 YEARS (ENTRANCE TEST FOR ADMISSION INTO FIVE YEAR BL/LLB COURSE)
 PGLCET (ENTRANCE TEST FOR ADMISSION INTO TWO YEAR LLM/ML COURSE)

Category * :
 OC BC_A BC_B BC_C BC_D BC_E SC ST

Payment Options (Convenience charges as applicable) * :
 Net Banking(HDFC, ICICI, SBI)
 Net Banking
 Debit Card
 Credit Card

NOTE : In case your account is debited and the website gets disconnected before payment receipt generation, kindly compulsory check your Payment Status using [Know Your Payment Status](#) option by providing your details. If you get message "Payment Details Not Found", candidate is requested to go for a fresh payment and the amount for the failure transaction will be refunded to their debited bank account in 7 to 10 working days.

All Copy Rights Reserved with APSCH. Designed & Developed By [APOnline](#)

Fill in **ALL** the mandatory details given in the web page. The details are **Qualifying Examination Hall Ticket No., Candidate's Name, Date of Birth, Mobile Number, Mobile No Mentioned above belongs to Self or Father or Mother or Relative, Alternate Mobile Number, E-Mail ID, Stream LAW CET (admission into 3-year LLB) or LAW CET (admission into 5-year LLB) or PGLCET (admission into LLM), Payment Options, Fee Amount (FROZEN)** (will be populated automatically based on the stream/category/payment option selected by the candidate).

AP LAW COMMON ENTRANCE TEST - 2023
 APLAWCET/APPGLCET
 (Conducted by Acharya Nagarjuna University, Guntur on behalf of APSCH)

Home About Us Important dates Notification Corrections Mock Test Contact Us

Fee Payment for AP LAW CET & AP PGLCET - 2023

I have carefully read the eligibility criteria and found eligible. In the event I am found not eligible at any stage of the admission process, my admission stands cancelled.

Qualifying Exam HallTicket Number * : 1234567890

Candidate's Name * : S Satish Kumar

Date of Birth * (as per SSC or Equivalent) : 15/03/2003

Mobile Number * : 9849635096

Mobile Number Mentioned Above is My * : Self Father Mother Relative

Alternate Mobile Number : Enter Alternate Mobile Number

E-Mail ID * : satishkumar.sarella@aptonline.in

Stream * : LAW CET 3 YEARS (ENTRANCE TEST FOR ADMISSION INTO THREE YEAR BL/LLB COURSE) LAW CET 5 YEARS (ENTRANCE TEST FOR ADMISSION INTO FIVE YEAR BL/LLB COURSE) PGLCET (ENTRANCE TEST FOR ADMISSION INTO TWO YEAR LLM/ML COURSE)

Category * : OC BC_A BC_B BC_C BC_D BC_E SC ST

Payment Options (Convenience charges as applicable) * : Net Banking(HDFC, ICICI, SBI) Net Banking Debit Card Credit Card

Fee Amount : Rs. 850.00/-

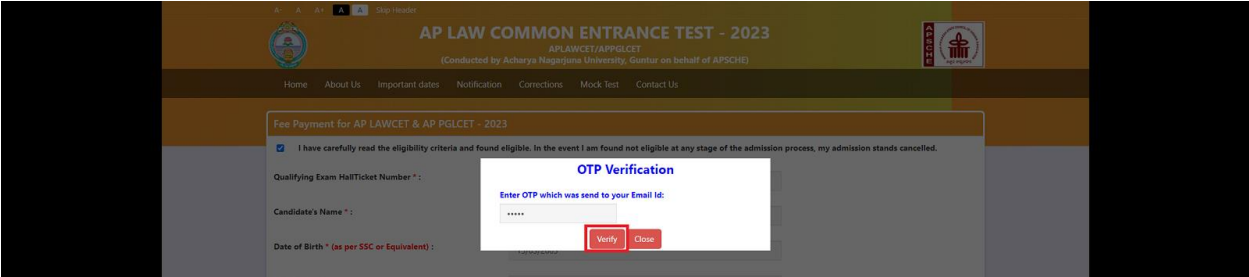
Verify Email and Pay

NOTE : In case your account is debited and the website gets disconnected before payment receipt generation, kindly compulsory check your Payment Status using Know Your Payment Status option by providing your details. If you get message "Payment Details Not Found", candidate is requested to go for a fresh payment and the amount for the failure transaction will be refunded to their debited bank account in 7 to 10 working days.

All Copy Rights Reserved with APSCH. Designed & Developed By APOnline

Course	OC	BC	SC/ST
3 Year/5 Year LL.B. Courses (AP LAW CET)	Rs.900/-	Rs.850/-	Rs.800/-
Post Graduate Law Course LL.M. (AP PGLCET)	Rs.1000/-	Rs.950/-	Rs.900/-

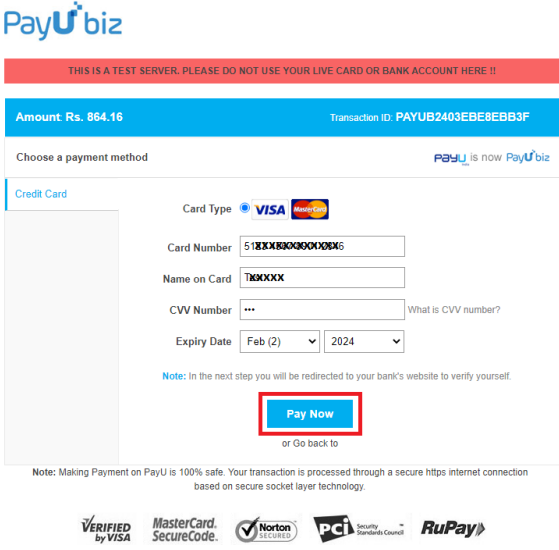
After filling the mandatory details and clicking on **Verify Email and Pay** button, the system will send an OTP to the Email ID should be entered in the OTP Verification pop up field and click on **Verify** button as shown in the screen below.



After entering OTP, click on the **“Verify”** button and the control will automatically take you to the **BANK PAYMENT GATEWAY** screen.

(NOTE: During the Payment processes, DO NOT double click on buttons or click on Back / Refresh buttons or DONOT close the Browser web page abruptly; instead maintain patience as prompted on the screen).

Clicking on **Verify** button, the following page will be displayed, fill in all the **Debit/Credit** card details and click on **Pay Now** button as shown in the screen below.



Alternatively, the payment can be made through Net Banking also.

The confirmation of successful payment of Registration Fee is shown with the **“Transaction is successful”** message along with Payment ID.

AP LAW COMMON ENTRANCE TEST - 2023
APLAWCET/APPGLCET
(Conducted by Acharya Nagarjuna University, Guntur on behalf of APSCHE)

Home About Us Important dates Notification Corrections Mock Test Contact Us

Payment Success for AP LAW CET & AP PGLCET - 2023

Your Payment done Successfully

Payment ID	:	P23100007838
Candidate's Name	:	S SATISH KUMAR
Qualifying Examination Hall Ticket No	:	1234567890
Payment Reference Number	:	PAYUB2403EBE8EBB3F
Mobile Number	:	9849635096
Total Amount	:	864.16

Note : Please note the above mentioned Payment ID for all your future correspondence

[Proceed to Fill Application](#)

All Copy Rights Reserved with APSCHE. Designed & Developed By [APOnline](#)

Note: Preserve Payment reference ID (after payment) for future correspondence.

Candidate has two options either to proceed to fill in the application immediately or at a later date [**** Refer to last dates**]. Click on **“Proceed to Fill Application”** to fill the application immediately and you will be taken to the Application screen as described in step 3. If you choose another day to fill the application, simply close the window and in such case, you need to start from step3.

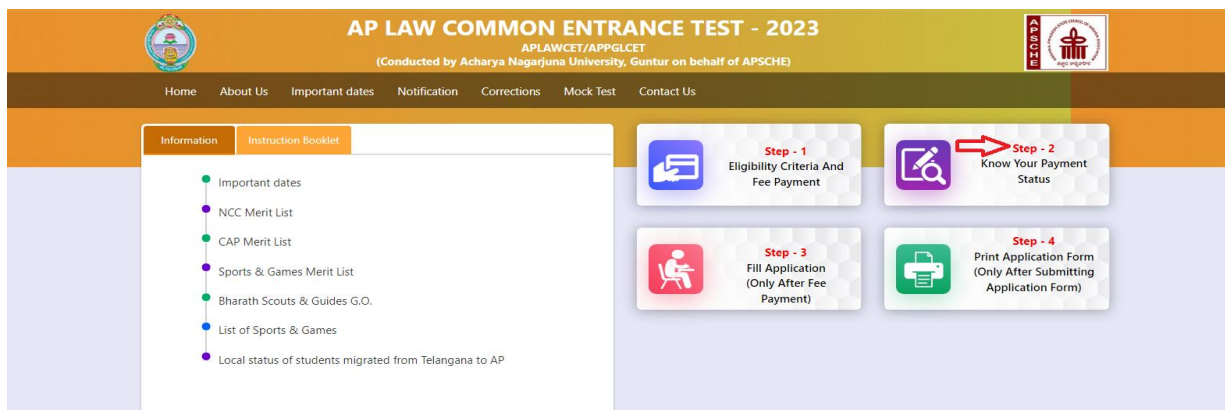
In a rare case, if the amount is deducted from your account and message of **“Transaction is successful”** or the payment ID is not displayed, wait for few hours and check your payment status as described in step 2.

Otherwise pay the registration fee again as in step 1. The amount deducted from your account made in the first attempt will be refunded or rolled back into your account.

Step 2: Know Your Payment Status

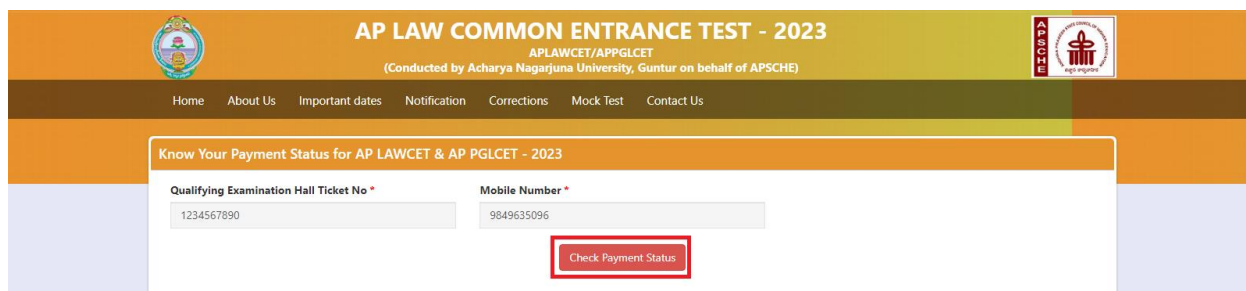
The candidate can also check the status of payment made through this option.

Click on **Know Your Payment Status** tab for checking the status of the payment as shown in the below screen.



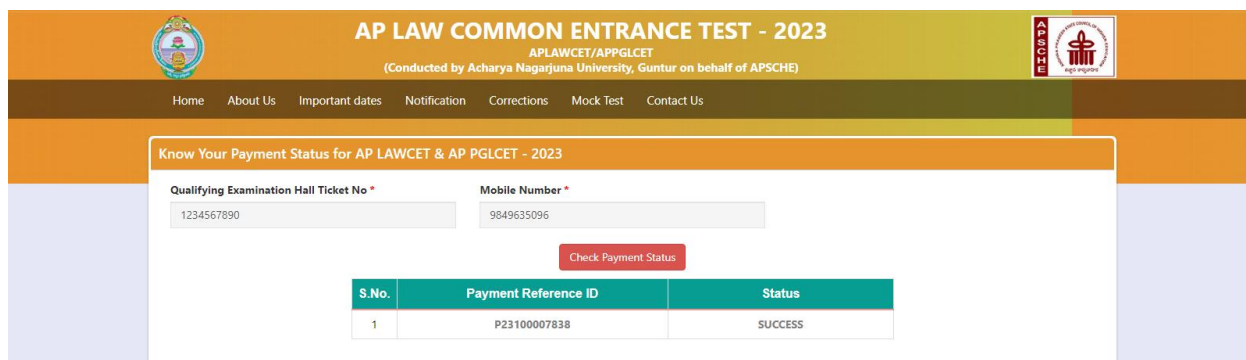
The screenshot shows the website header with the title "AP LAW COMMON ENTRANCE TEST - 2023" and the subtitle "APLAWCET/APPGLCET (Conducted by Acharya Nagarjuna University, Guntur on behalf of APSCH)". The navigation menu includes Home, About Us, Important dates, Notification, Corrections, Mock Test, and Contact Us. On the left, there is a sidebar with "Information" and "Instruction Booklet" tabs. The "Information" tab is active, showing a list of links: Important dates, NCC Merit List, CAP Merit List, Sports & Games Merit List, Bharath Scouts & Guides G.O., List of Sports & Games, and Local status of students migrated from Telangana to AP. On the right, there are four steps: Step - 1 (Eligibility Criteria And Fee Payment), Step - 2 (Know Your Payment Status, highlighted with a red arrow), Step - 3 (Fill Application (Only After Fee Payment)), and Step - 4 (Print Application Form (Only After Submitting Application Form)).

After clicking on **Know Your Payment Status** Tab, the following page will be displayed. Furnish the same qualifying hall ticket number and mobile number as given in step 1 and click on **Check Payment Status** button as shown in the screen below.



The screenshot shows the "Know Your Payment Status for AP LAW CET & AP PGLCET - 2023" page. It features two input fields: "Qualifying Examination Hall Ticket No *" with the value "1234567890" and "Mobile Number *" with the value "9849635096". A red "Check Payment Status" button is positioned below the input fields.

After clicking on **Check Payment Status** button, the following success/Failure page will be displayed as shown in the screen below.

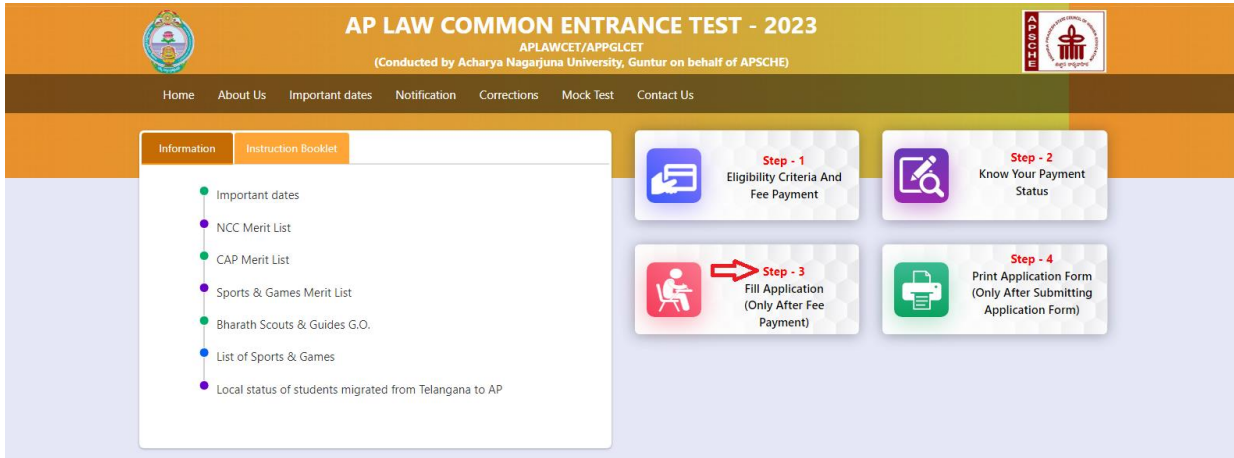


The screenshot shows the "Know Your Payment Status for AP LAW CET & AP PGLCET - 2023" page after clicking the "Check Payment Status" button. The input fields and button are still visible. Below them, a table displays the payment status:

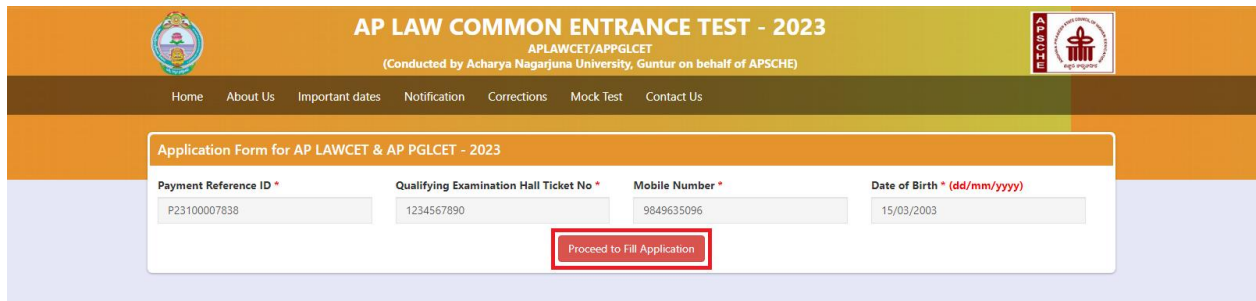
S.No.	Payment Reference ID	Status
1	P23100007838	SUCCESS

Step 3: Fill Application (Only After Fee Payment)

The candidate can start filling the application by selecting the tab “**Fill Application (Only after fee payment)**”



Fill in the details of payment reference ID, Qualifying examination Hall ticket number, mobile number and date of birth and click on **Proceed to fill application** button.



In the application form, the fields marked with (*) symbol are MANDATORY which cannot be left blank without providing information. The details provided during the Registration Fee payment are frozen and cannot be edited.



Application Form for AP LAW CET & AP PGLCET - 2023

Payment Reference ID * P23100007838	Qualifying Examination Hall Ticket No * 1234567890	Mobile Number * 9849635096	Date of Birth * (dd/mm/yyyy) 15/03/2003
---	--	--------------------------------------	---

Candidate Details :

Candidate's Name *(as per SSC or Equivalent Records) \$ SATISH KUMAR	Father's Name *(as per SSC or Equivalent Records) ENTER FATHER'S NAME	Mother's Name *(as per SSC or Equivalent Records) ENTER MOTHER'S NAME
Date of Birth * (dd/mm/yyyy) 15/03/2003	Gender * <input type="radio"/> Male <input type="radio"/> Female <input type="radio"/> Transgender	Aadhaar Card Number * Enter Aadhaar Card Number
Ration Card Number Enter Ration Card Number		

Annual Income of the Parents (Rs.)

Below Rs 1 Lakh Above Rs 1 Lakh and Below Rs 2.5 Lakhs Above Rs 2.5 Lakhs and below Rs 8 Lakhs Above Rs 8 Lakhs

Income Certificate Number
Enter Income Certificate Number

Category

BC D

Caste Certificate Number
Enter Caste Certificate Number

Special Reservation Category

National Cadet Corps (NCC)
 Children of Armed Personnel (CAP)
 Sports & Games
 Bharat Scouts and Guides

PH (Physically Handicapped)

VH (Visually Handicapped)
 HI (Hearing Impaired)
 OH (Orthopedically Handicapped)

Minority / Non-Minority *

Non-Minority Minority

Present Address

House No. (or) C/O * Enter Present House No.(or) C/O	Village / Street / Locality * Enter Present Village / Street / Locality	Mandal / Town / City * Enter Present Mandal / Town / City
District * --Select--	State * --Select--	Pin Code * Enter Present Pin Code
Mobile Number * 9849635096	Alternate Mobile Number Enter Alternate Mobile Number	Telephone Number (Landline) Enter Telephone Number (Landline)
E-Mail id * satishkumar.sarella@aptonline.in		

Permanent Address Permanent Address Same as Present Address

House No. (or) C/O * Enter Permanent House No.(or) C/O	Village / Street / Locality * Enter Permanent Village / Street / Locality	Mandal / Town / City * Enter Permanent Mandal / Town / City
District * --Select--	State * --Select--	Pin Code * Enter Permanent Pin Code

Qualifying Examination

Type of the Exam * <input type="radio"/> BA <input type="radio"/> BCOM <input type="radio"/> BSC <input type="radio"/> BBA <input type="radio"/> BBM <input type="radio"/> BCA <input type="radio"/> BE / B.TECH <input type="radio"/> BPHARMACY <input type="radio"/> OTHERS DO YOU POSSESS PG DEGREE ALSO <input type="radio"/> YES <input checked="" type="radio"/> NO	Major Group Subjects of the Qualifying Exam * Enter Major Group Subject-1 Enter Major Group Subject-2 Enter Major Group Subject-3 Hall Ticket No of the Qualifying Examination * 1234567890 Year of App. / Passing the Qualifying Exam * --Select-- Medium of Instruction at Qualifying Exam * <input checked="" type="radio"/> English <input type="radio"/> Telugu <input type="radio"/> Urdu <input type="radio"/> Others
---	---

SSC or Equivalent (10th Class) *

Urban Rural

SSC Hall Ticket No * Enter SSC Hall Ticket No **Month of Passing *** --Select-- **Year of Passing *** --Select--

Intermediate or Equivalent (10+2) *

Urban Rural

Intermediate Hall Ticket No * Enter Intermediate Hall Ticket No **Month of Passing *** --Select-- **Year of Passing *** --Select--

What is Your Degree * 3 Years 4 Years

Place of Study

(Year of pass shall be equal or greater than year of first appearance)

Class - 9 *	Place / Village *	School Name / Institute Name *	Year Of First Appearance *	Year Of Pass *
Class - 10 *	Place / Village *	School Name / Institute Name *	Year Of First Appearance *	Year Of Pass *
Inter 1st Year/Equivalent *	Place / Village *	School Name / Institute Name *	Year Of First Appearance *	Year Of Pass *
Inter 2nd Year/Equivalent *	Place / Village *	School Name / Institute Name *	Year Of First Appearance *	Year Of Pass *
Degree 1st Year *	Place / Village *	School Name / Institute Name *	Year Of First Appearance *	Year Of Pass *
Degree 2nd Year *	Place / Village *	School Name / Institute Name *	Year Of First Appearance *	Year Of Pass *
Degree 3rd Year *	Place / Village *	School Name / Institute Name *	Year Of First Appearance *	Year Of Pass *

Local Area *

For local status of students migrated from Telangana to AP, refer home page

Details of Common Entrance Test

Stream / Entrance Exam *
LAWCET 3 YEARS (ENTRANCE TEST FOR ADMISSION INTO THREE YEAR BULLB COURSE)

Test Centre Preferences

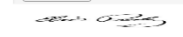
Primary District * --Select--	Preference 1 * --Select--	Preference 2 * --Select--	Preference 3 * --Select--
Secondary District * --Select--	Preference 1 * --Select--	Preference 2 * --Select--	Preference 3 * --Select--

Are you appearing for Ed.CET also on the same date : * YES NO

Photo & Signature *



Photo (-50kb jpg, jpeg)
Choose File No file chosen



Signature (-30kb jpg, jpeg)
Choose File No file chosen

I have carefully gone through the instruction Booklet and I am conversant with the instructions. I shall abide by the eligibility conditions and other regulations to be satisfied for appearing at the entrance test and admission into any course prescribed. Further, I assure that, I will not involve in any malpractice or illegal activities in the entrance test. In case, I have furnished any false information or involved in any malpractice or illegal activities, I am liable for punishment as per the existing law. I am responsible for the correctness of the above details filled in by me and the CONVENER, AP LAW CET & AP PGLCET - 2023 is not responsible in any way. Mere appearing for the entrance examination does not confer any right for me to take admission.

SAVE : Will record the partially filled details in the Database. The same can be retrieved at your convenience and you can continue to fill the rest and submit the form.

PREVIEW / SUBMIT : You will have a chance to preview your application and then finally confirm your application by clicking on Confirm button.

Candidates need to fill in the following details in the application form:

Candidate Details:

The screenshot shows a form titled "Candidate Details" with the following fields:

- Candidate's Name *(as per SSC or Equivalent Records)**: Text input field containing "S SATISH KUMAR".
- Father's Name *(as per SSC or Equivalent Records)**: Text input field containing "ENTER FATHER'S NAME".
- Mother's Name *(as per SSC or Equivalent Records)**: Text input field containing "ENTER MOTHER'S NAME".
- Date of Birth *(dd/mm/yyyy)**: Text input field containing "15/03/2003".
- Gender ***: Radio button selection with options: Male, Female, Transgender.
- Aadhaar Card Number ***: Text input field containing "XXXXXXXXXX7".
- Ration Card Number**: Text input field containing "Enter Ration Card Number".

Candidate Name: Name of candidate as entered in fee payment screen will be displayed here and cannot be modified or edited.

Father's Name: The candidate has to enter his / her father's name as per 10th class records in the provided space in CAPITAL LETTERS.

Mother's Name: The candidate has to enter his / her mother's name as per 10th class records in the provided space in CAPITAL LETTERS.

Date of Birth: Date of Birth as entered in fee payment screen will be displayed here and cannot be modified or edited.

Gender: Select your Gender among the three options given.

Aadhaar Card Number/Enrollment No.: Enter your 12-digit Aadhar identification number provided by UIDAI.

Ration Card Number: Enter the Ration card number of your family.

Annual Income of the Parents (in Rs.): Select the any one of the four options provided as given below regarding the "Annual Income of the Parents (Rs.):" A valid income certificate issued by competent authority and its number shall be entered.

Note: **Annual Income of the Parents will** be auto populated on entering **Income Certificate Number**. Select **Yes** or **No** to confirm the details populated by the application system as shown in the screen below.

Annual Income of the Parents (Rs.)

Below Rs 1 Lakh
 Above Rs 1 Lakh and Below Rs 2.5 Lakhs
 Above Rs 2.5 Lakhs and below Rs 8 Lakhs
 Above Rs 8 Lakhs

Income Certificate Number
XXXXXXXXXXXX61

Income Certificate Details	
Candidate Name	: XXXXXXXXKE
Father Name / Husband Name	: XXXXXXXXXXXXHX
Valid Date	: 06/03/2027
Total Income (Rs.)	: 40000.00
Confirm Your Income Certificate Details	: <input checked="" type="radio"/> Yes <input type="radio"/> No

If the candidate's **Annual Income of the Parents** is not auto populated on entering **Income Certificate Number**, candidate should enter the **Income Certificate Number** manually and proceed.

Caste Category: Caste category is Frozen in the application as it is furnished in the Fee Payment page. Enter the caste certificate number issued by the competent authority.

Note: **Caste Certificate Details** will be auto populated on entering **Caste Certificate Number**. Select **Yes** or **No** to confirm the details populated by the application system as shown in the screen below.

Category

BC,D

Caste Certificate Number ⓘ
CGC01214XXXXXXXX

Caste Certificate Details	
Candidate Name	: XXXXXXXXXXXXXXXXIANA
Father Name	: XXXXXXXXXXXXXXXXIANA
Category	: VADABALIJA (BCA)
Confirm Your Caste Certificate Details	: <input checked="" type="radio"/> Yes <input type="radio"/> No

If the candidate's **Caste Certificate Details** are not auto populated on entering **Caste Certificate Number**, candidate should enter the **Caste Certificate Number** manually and proceed.

Eligible for EWS (Economically Weaker Sections): Click on Yes if you are eligible for EWS and have a valid EWS certificate issued by competent authority. After clicking on 'Yes' you have to enter the EWS certificate number manually.

Note: **EWS option in the application will be visible only if the candidate belongs to OC category.**

Special Reservation Category: Reservations are provided for candidates with NCC, CAP, Sports & Games, Scouts & Guides and Anglo-Indian categories also. Select the applicable categories for which supportive certificates are available and should be upload as shown in the screen below.

National Cadet Corps (NCC): Enter NCC Merit Number and upload certificate in .PDF file format

Children of Armed Personnel (CAP): Enter CAP Merit Number and upload certificate in .PDF file format

Sports & Games: Enter Sports & Games Merit Number and upload certificate in .PDF

Anglo Indian: Upload certificate in .PDF file format.

Bharat Scouts and Guides: Enter Bharat Scouts and Guides Merit Number (refer list of priorities) and upload certificate in .PDF format.

Physically Handicapped:

In case of PH, the medical board certificate issued through SADAREM shall be entered.

Note: If the candidate is Physically Handicapped, select the type of disability Visually impaired (VH) Hearing Impaired (HI), Physically/Orthopedically disabled (OH) check box and enter Sadarem Number.

Sadarem Certificate Details will be auto populated on entering **Sadarem Number**.

Select **Yes** or **No** to confirm the details populated by the application system as shown in the screen below. If the candidate's **Sadarem Certificate Details** are not auto populated on entering **Sadarem Number**, candidate should enter the **Sadarem Number** manually.

Mandal/Town/City: Candidate should enter Mandal Name or Town Name or City Name.

District: Candidate should enter District Name.

State: Candidate should enter State Name.

Pin Code: Candidate should enter Pin Code Number.

Mobile Number & Email ID: (Mobile No & Email ID will be auto populated which was furnished at the time of Fee Payment I.e., in Step 1).

Alternate Mobile Number, Telephone Number (Landline): Candidate can enter another contact number or Land Line Number which will be used to contact in case of not reachable Primary Mobile Number.

Note: Select **Permanent Address** check box if the present address is your **Permanent Address**

Qualifying Examination:

Qualifying Examination

Type of the Exam * <input type="radio"/> BA <input checked="" type="radio"/> BCOM <input type="radio"/> BSC <input type="radio"/> BBA <input type="radio"/> BBM <input type="radio"/> BCA <input type="radio"/> BE / B.TECH <input type="radio"/> BPHARMACY <input type="radio"/> OTHERS DO YOU POSSESS PG DEGREE ALSO <input type="radio"/> YES <input checked="" type="radio"/> NO	Major Group Subjects of the Qualifying Exam * <input type="text" value="Commerce"/> <input type="text" value="Economics"/> <input type="text" value="ComputerApplication"/> Hall Ticket No of the Qualifying Examination * <input type="text" value="1234567890"/> Year of App. / Passing the Qualifying Exam * <input type="text" value="2022"/> Medium of Instruction at Qualifying Exam * <input checked="" type="radio"/> English <input type="radio"/> Telugu <input type="radio"/> Urdu <input type="radio"/> Others
SSC or Equivalent (10th Class) * <input checked="" type="radio"/> Urban <input type="radio"/> Rural SSC Hall Ticket No * <input type="text" value="87654321"/> Month of Passing * <input type="text" value="March"/> Year of Passing * <input type="text" value="2017"/>	
Intermediate or Equivalent (10+2) * <input checked="" type="radio"/> Urban <input type="radio"/> Rural Intermediate Hall Ticket No * <input type="text" value="123123123"/> Month of Passing * <input type="text" value="March"/> Year of Passing * <input type="text" value="2019"/> What is Your Degree :-* <input checked="" type="radio"/> 3 Years <input type="radio"/> 4 Years	

Select the appropriate type of qualifying examination and also enter the names of the major group subjects (other than language subjects). Also mention whether you are also a postgraduate by selecting yes or no buttons.

Enter the hall ticket number of the qualifying examination (Intermediate or degree or

LLB as applicable) and the year of passing the qualifying examination / appearing for the final year of qualifying examination.

DO YOU POSSESS PG DEGREE ALSO: Select YES/NO if the candidate holding PG degree also.

Medium of Instruction at Qualifying Exam: Enter the medium of instruction at the qualifying examination (Intermediate or degree or LLB as applicable).

SSC or Equivalent (10th Class): Candidate should select Urban or Rural location where he pursued his 10th class study, Enter the SSC (10th class) or Equivalent Hall Ticket No., Month of Passing and Year of Passing.

On entering SSC Hall Ticket No, Month of Passing & Year of passing, Candidate details will be populated as shown in the screen below.

The screenshot displays a web form titled "SSC or Equivalent (10th Class) *". It includes radio buttons for "Urban" (selected) and "Rural". Below these are input fields for "SSC Hall Ticket No *" (1420000000), "Month of Passing *" (April), and "Year of Passing *" (2014). A section titled "SSC Education Details" contains the following information:

Candidate Name	: XXXXXXXXXX
Father Name	: MUXXXXXXXXXX
Date of Birth	: 14/03/1999
School Name	: RAJU HIGH SCHOOL(EM & TM), RAYACHOTI
District	: Y.S.R
Confirm Your SSC Education Details	: <input type="radio"/> Yes <input type="radio"/> No

Intermediate or Equivalent (10+2): Candidate should select Urban or Rural location where he pursued his 10+2 classes of study Enter the Intermediate / 10+2 or Equivalent Hall Ticket No., Month of Passing and Year of Passing.

What is Your Degree: Candidate need to furnish whether the degree studied for 3/4 years.


Places of Study: The candidate has to select the district name from the drop-down values related to his study for each of Class. However, if a candidate has studied in a state otherthan Andhra Pradesh or Telangana, then select OTHER STATE. If studied outside India, select OTHER COUNTRY.

Place of Study <small>(Year of pass shall be equal or greater than year of first appearance)</small>					
Class - 9 *	Place / Village *	School Name / Institute Name *	Year Of First Appearance *	Year Of Pass *	
Konaseema	Razole	Govt High School	2015	2016	
Class - 10 *	Place / Village *	School Name / Institute Name *	Year Of First Appearance *	Year Of Pass *	
Konaseema	Razole	Govt High School	2016	2017	
Inter 1st Year/Equivalent *	Place / Village *	School Name / Institute Name *	Year Of First Appearance *	Year Of Pass *	
Konaseema	Razole	Royal Junior College Razole	2017	2018	
Inter 2nd Year/Equivalent *	Place / Village *	School Name / Institute Name *	Year Of First Appearance *	Year Of Pass *	
Konaseema	Razole	Royal Junior College Razole	2018	2019	
Degree 1st Year *	Place / Village *	School Name / Institute Name *	Year Of First Appearance *	Year Of Pass *	
TELANGANA STATE	Hyderabad	Krishna Degree College	2019	2020	
Degree 2nd Year *	Place / Village *	School Name / Institute Name *	Year Of First Appearance *	Year Of Pass *	
TELANGANA STATE	Hyderabad	Royal Junior College	2020	2021	
Degree 3rd Year *	Place / Village *	School Name / Institute Name *	Year Of First Appearance *	Year Of Pass *	
TELANGANA STATE	Hyderabad	Royal Junior College	2021	2022	
Local Area *					
AU <small>For local status of students migrated from Telangana to AP, refer home page</small>					

Local Area: Based on the places of study during the preceding 7 years of the qualifying examination, local area is decided.

On entering the candidate's places of study, local area of the candidate is auto populated by the application system i.e., AU, SVU, OU or NL. However, these credentials will be verified based on the certificates produced at the time of admission.

Details of Common Entrance Test

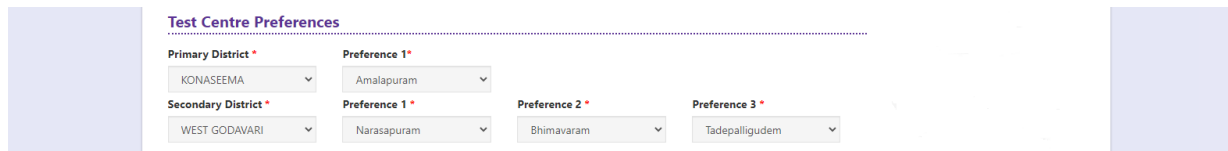
Details of Common Entrance Test		Photo & Signature *
Stream / Entrance Exam *		 <p>Photo (<50kb jpg, jpeg)</p> <p>Choose File No file chosen</p>
LAWCET 3 YEARS (ENTRANCE TEST FOR ADMISSION INTO THREE YEAR BL/LLB COURSE)		
Test Centre Preferences		
Primary District *	Preference 1*	
KONASEEMA	Amalapuram	
Secondary District *	Preference 1 *	

Stream/Entrance Exam: Stream field options are populated automatically from the data the candidate has chosen or furnished at the time of payment of Registration fee.

- **LAWCET (Admission into 3-year LLB)**
- **LAWCET (Admission into 5-year LLB)**
- **PGLCET (Admission into LLM)**

Test Centre Preference:

Candidates are given option to choose two or more preference of centers from primary and secondary districts of their choice (**based on availability**) as shown in the screen below.



The screenshot shows a form titled "Test Centre Preferences". It contains the following fields:

- Primary District ***: A dropdown menu with "KONASEEMA" selected.
- Preference 1 ***: A dropdown menu with "Amalapuram" selected.
- Secondary District ***: A dropdown menu with "WEST GODAVARI" selected.
- Preference 1 ***: A dropdown menu with "Narasapuram" selected.
- Preference 2 ***: A dropdown menu with "Bhimavaram" selected.
- Preference 3 ***: A dropdown menu with "Tadepalligudem" selected.

However, Convener reserves the right to allot candidates to any other center(s) in unavoidable circumstances.

Are you appearing for AP Ed.CET-2023 also?

As APLAWCET / APPGLCET and APEDCET are scheduled on same day this year, and the qualification for admission is same, you are required to submit whether you are appearing for APEDCET also-Yes or No.

Photo and Signature:



The screenshot shows a section titled "Photo & Signature *". It includes:

- A "Sample Photo" placeholder showing a silhouette of a person in a suit.
- A "Photo (<50kb jpg, jpeg)" label with a "Choose File" button and "No file chosen" text.
- A "Sample Signature" placeholder showing a handwritten signature.
- A "Signature (<30kb jpg, jpeg)" label with a "Choose File" button and "No file chosen" text.

DON'T FORGET to upload your Photograph & Signature. A good quality passport size photograph in **.jpg or .jpeg** of **less than 50Kb** and signature signed with a black pen on a white paper shall be scanned and saved as **.jpg or .jpeg** of **less than 30Kb** shall be uploaded by clicking on browse button under the photograph and signature panels and selecting the files already kept ready.

Save and Preview/Submit

After furnishing ALL the required data and correct particulars, read the declaration at the end of the page and select the check box if you are done with Online Application Form filling. Then, click on save to save the data.

I have carefully gone through the instruction Booklet and I am conversant with the instructions. I shall abide by the eligibility conditions and other regulations to be satisfied for appearing at the entrance test and admission into any course prescribed. Further, I assure that, I will not involve in any malpractice or illegal activities in the entrance test. In case, I have furnished any false information or involved in any malpractice or illegal activities, I am liable for punishment as per the existing law. I am responsible for the correctness of the above details filled in by me and the CONVENER, AP LAW CET & AP PGLCET - 2023 is not responsible in any way. Mere appearing for the entrance examination does not confer any right for me to take admission.

SAVE : Will record the partially filled details in the Database. The same can be retrieved at your convenience and you can continue to fill the rest and submit the form.

PREVIEW / SUBMIT : You will have a chance to preview your application and then finally confirm your application by clicking on Confirm button.

All Copy Rights Reserved with APSICHE. Designed & Developed By **APOnline**

Clicking on Save button will save the entered details partially and displays a message as shown in the screen below.

Test Centre Preferences

Primary District * Preference 1 *
KONASEEMA Amalapuram

Secondary District * Preference 1 *
WEST GODAVARI Narasapuram

Are you appearing for Ed.CET also on the same date: * YES NO

I have carefully gone through the instruction Booklet and I am conversant with the instructions. I shall abide by the eligibility conditions and other regulations to be satisfied for appearing at the entrance test and admission into any course prescribed. Further, I assure that, I will not involve in any malpractice or illegal activities in the entrance test. In case, I have furnished any false information or involved in any malpractice or illegal activities, I am liable for punishment as per the existing law. I am responsible for the correctness of the above details filled in by me and the CONVENER, AP LAW CET & AP PGLCET - 2023 is not responsible in any way. Mere appearing for the entrance examination does not confer any right for me to take admission.

SAVE : Will record the partially filled details in the Database. The same can be retrieved at your convenience and you can continue to fill the rest and submit the form.

PREVIEW / SUBMIT : You will have a chance to preview your application and then finally confirm your application by clicking on Confirm button.

All Copy Rights Reserved with APSICHE. Designed & Developed By **APOnline**

If you are sure of the data entered, you can Preview/submit the online application.

I have carefully gone through the instruction Booklet and I am conversant with the instructions. I shall abide by the eligibility conditions and other regulations to be satisfied for appearing at the entrance test and admission into any course prescribed. Further, I assure that, I will not involve in any malpractice or illegal activities in the entrance test. In case, I have furnished any false information or involved in any malpractice or illegal activities, I am liable for punishment as per the existing law. I am responsible for the correctness of the above details filled in by me and the CONVENER, AP LAW CET & AP PGLCET - 2022 is not responsible in any way. Mere appearing for the entrance examination does not confer any right for me to take admission.

SAVE : Will record the partially filled details in the Database. The same can be retrieved at your convenience and you can continue to fill the rest and submit the form.

PREVIEW / SUBMIT : You will have a chance to preview your application and then finally confirm your application by clicking on Confirm button.

All Copy Rights Reserved with APSICHE. Designed & Developed By **APOnline**

Further, the same will be displayed at the bottom of the page. If all the details are furnished, then the screen will change to the next page after the **Preview/Submit** button is clicked.



I have carefully gone through the instruction Booklet and I am conversant with the instructions. I shall abide by the eligibility conditions and other regulations to be satisfied for appearing at the entrance test and admission into any course prescribed. Further, I assure that, I will not involve in any malpractice or illegal activities in the entrance test. In case, I have furnished any false information or involved in any malpractice or illegal activities, I am liable for punishment as per the existing law. I am responsible for the correctness of the above details filled in by me and the CONVENER, AP LAW CET & AP PGLCET - 2023 is not responsible in any way. Mere appearing for the entrance examination does not confer any right for me to take admission.

Save Preview / Submit

SAVE : Will record the partially filled details in the Database. The same can be retrieved at your convenience and you can continue to fill the rest and submit the form.

PREVIEW / SUBMIT : You will have a chance to preview your application and then finally confirm your application by clicking on Confirm button.

Clicking on **Preview/Submit** button will display the preview page where candidate can review application as shown in the screen below.


AP LAW COMMON ENTRANCE TEST - 2023


(Conducted by Acharya Nagarjuna University, Guntur on behalf of APSCH)

Home About Us Important dates Notifications Comments Mock test Contact Us

Application Preview for AP LAW CET & AP PGLCET - 2023

Candidate Details :

Candidate Name * S SATISH KUMAR <small>(As per SSC or Equivalent Records)</small>	Father's Name * S V BHASKAR RAO <small>(As per SSC or Equivalent Records)</small>	Mother's Name * S S DEVI <small>(As per SSC or Equivalent Records)</small>
Date of Birth * (dd/mm/yyyy) 15/03/2003	Gender * MALE	Aadhaar Card Number XXXXXXXXXX
Ration Card Number		

Annual Income of the Parents (Rs.)

Below Rs 1 Lakh Income Certificate Number

Category *
BC-D Caste Certificate Number

Special Reservation Category

National Cadet Corps (NCC) :NO
Children of Armed Personnel (CAP) :NO
Sports & Games :NO
Bharat Scouts and Guides :NO

PH (Physically Handicapped)

VH (Visually Handicapped) :NO
HI (Hearing Impaired) :NO
OH (Orthopedically Handicapped) :NO

Minority / Non-Minority *
Non-Minority

Present Address

House No. (or) C/O * 9-6-46	Village / Street / Locality * TEMPLE STREET	Mandal / Town / City * RAZOLE
District * KONASEEMA	State * ANDHRA PRADESH	Pin Code * 544233
Mobile Number * 984933596	Alternate Mobile Number	Telephone Number (Landline)

E-Mail ID *
satishkumar.rao2003@aponline.in

Permanent Address

House No. (or) C/O * 9-6-46	Village / Street / Locality * TEMPLE STREET	Mandal / Town / City * RAZOLE
District * KONASEEMA	State * ANDHRA PRADESH	Pin Code * 544233

Qualifying Examination

Type of the Exam * BCD&H	Major Group Subjects of the Qualifying Exam * COMMERCE
DO YOU POSSESS PG DEGREE ALSO : NO	ECONOMICS COMPUTERAPPLICATION
	Hall Ticket No of the Qualifying Examination * 1234567890
	Year of App. / Passing the Qualifying Exam * 2022
	Medium of Instruction at Qualifying Exam * English

SSC or Equivalent (10th Class) *

Urban	SSC Hall Ticket No * 87654321	Month of Passing * March	Year of Passing * 2017
-------	---	------------------------------------	----------------------------------

Intermediate or Equivalent (10+2) *

Urban	Intermediate Hall Ticket No * 123123123	Month of Passing * March	Year of Passing * 2019
-------	---	------------------------------------	----------------------------------

What is Your Degree : 3 Years

Place of Study

Class	Place / Village	School Name / Institute Name	Year Of First Appearance	Year Of Pass
Class - 9 *	RAZOLE	GOVT HIGH SCHOOL	2015	2016
Class - 10 *	RAZOLE	GOVT HIGH SCHOOL	2016	2017
Inter 1st Year/Equivalent *	RAZOLE	ROYAL JUNIOR COLLEGE RAZOLE	2017	2018
Inter 2nd Year/Equivalent *	RAZOLE	ROYAL JUNIOR COLLEGE RAZOLE	2017	2018
Degree 1st Year *	HYDERABAD	SRISHNA DEGREE COLLEGE	2019	2020
Degree 2nd Year *	HYDERABAD	ROYAL JUNIOR COLLEGE	2020	2021
Degree 3rd Year *	HYDERABAD	ROYAL JUNIOR COLLEGE	2021	2022

Local Area *
AU For local status of students migrated from Telangana to AP, refer home page

Details of Common Entrance Test

Stream / Entrance Exam *
LAWCET 3 YEARS (ENTRANCE TEST FOR ADMISSION INTO THREE YEAR B.L./LL.B COURSE)

Test Centre Preferences

Primary District * KONASEEMA	Preference 1 * Anaparthi	Preference 2 * N.A.	Preference 3 * N.A.
Secondary District * WEST GODAVARI	Preference 1 * Hanagoduru	Preference 2 * Bhimavaram	Preference 3 * Tadipatri

Are you appearing for Ed.CET also on the same date : NO




Photo & Signature *

I have carefully gone through the instruction Booklet and I am conversant with the instructions. I shall abide by the eligibility conditions and other regulations to be satisfied for appearing at the entrance test and admission into any course prescribed. Further, I assure that, I will not involve in any malpractice or illegal activities in the entrance test. In case, I have furnished any false information or involved in any malpractice or illegal activities, I am liable for punishment as per the existing law. I am responsible for the correctness of the above details filled in by me and the CONVENER, AP LAW CET & AP PGLCET - 2023 is not responsible in any way. Mere appearing for the entrance examination does not confer any right for me to take admission.

Modify Confirm / Erase

All Copy Rights Reserved with APSCH. Designed & Developed By **APOnline**

Modify and Confirm/Freeze

Once the online application is **Submitted**, two buttons pop up **MODIFY** and **CONFIRM / FREEZE**.

A click on **Modify** button enables the candidate to re-inspect the entire application to correct any errors or mistakes in the submitted application. **This is only a last chance to rectify the data.**

I have carefully gone through the instruction Booklet and I am conversant with the instructions. I shall abide by the eligibility conditions and other regulations to be satisfied for appearing at the entrance test and admission into any course prescribed. Further, I assure that, I will not involve in any malpractice or illegal activities in the entrance test. In case, I have furnished any false information or involved in any malpractice or illegal activities, I am liable for punishment as per the existing law. I am responsible for the correctness of the above details filled in by me and the CONVENER, AP LAW CET & AP PGLCET - 2023 is not responsible in any way. Mere appearing for the entrance examination does not confer any right for me to take admission.

Modify **Confirm / Freeze**

All Copy Rights Reserved with APSCHE. Designed & Developed By **APOnline**

After the data is modified and saved, the data need to be confirmed by clicking on **CONFIRM/FREEZE** to submit the application finally. The data in the application is frozen and no more editing is allowed.

I have carefully gone through the instruction Booklet and I am conversant with the instructions. I shall abide by the eligibility conditions and other regulations to be satisfied for appearing at the entrance test and admission into any course prescribed. Further, I assure that, I will not involve in any malpractice or illegal activities in the entrance test. In case, I have furnished any false information or involved in any malpractice or illegal activities, I am liable for punishment as per the existing law. I am responsible for the correctness of the above details filled in by me and the CONVENER, AP LAW CET & AP PGLCET - 2023 is not responsible in any way. Mere appearing for the entrance examination does not confer any right for me to take admission.

Modify **Confirm / Freeze**

All Copy Rights Reserved with APSCHE. Designed & Developed By **APOnline**

After clicking on Confirm button, the application will be submitted and a pop-up message will be displayed as shown in the screen below.

Details of Common Entrance Test

Stream / Entrance Exam *
LAWCET 3 YEARS (ENTRANCE TEST FOR ADMISSION)

Test Centre Preferences

Primary District *	Preference 1 *
KONASEEMA	Amalapuram
Secondary District *	Preference 1 *
WEST GODAVARI	Narasapuram
Preference 2 *	Preference 3 *
Bhimavaram	Tadepalligudem

Are you appearing for Ed.CET also on the same date : * NO

Photo & Signature *

Sample Photo

Your AP LAW CET & AP PGLCET - 2023 Application Confirmed Successfully.


Please note your Registration number for future correspondence

2310000291

Print Application

“Your application is submitted successfully. Please note your Registration Number for further reference”.

Candidate can take print out of the application by clicking on **Print** button present bottom of the application which is useful for further correspondence. The same should be submitted in the test center. Use the **Registration number** for future reference.

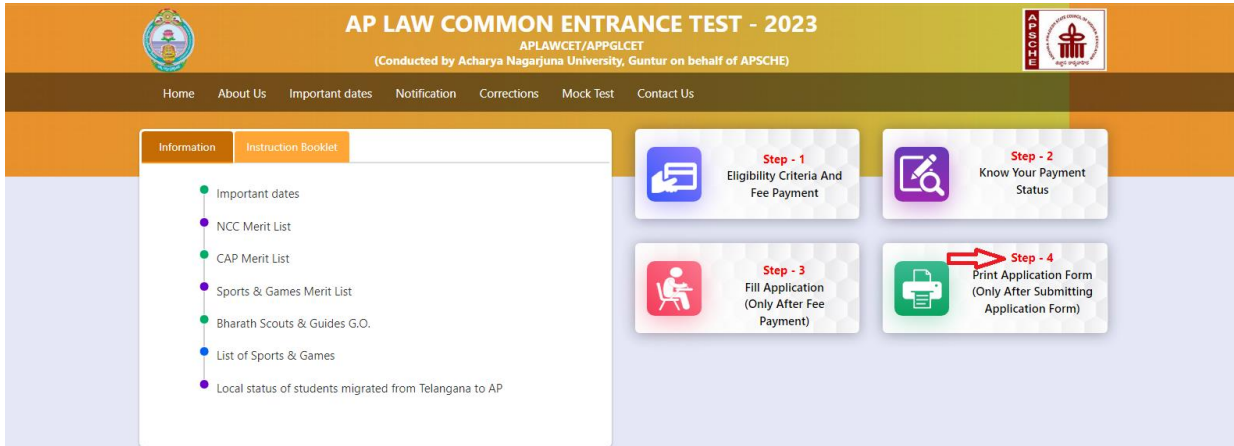
AP LAW COMMON ENTRANCE TEST - 2023			
APLAWCET/APPGLCET (Conducted by Acharya Nagarjuna University, Guntur on behalf of APSICHE)			
1. Stream #		: LAW CET 3 YEARS (ENTRANCE TEST FOR ADMISSION INTO THREE YEAR B.L.L.B COURSE)	
2. (a) Qualifying Examination		: BCOM	
(b) Qualifying Exam Hall Ticket No #		: 1231567890	
(c) Year of App. Passing the Qualifying Exam		: 2022	
(d) Medium of Instruction at Qualifying Exam		: English	
(e) Place of Study - Intermediate or Equivalent		: Urban	
3. (a) Candidate's Name #		: S SATISH KUMAR	
(b) Father's Name #		: S V BHAKSAR RAO	
(c) Mother's Name #		: S S DEVI	
(d) Date of Birth (as per SSC or Equivalent) #		: 15/03/2003	
(e) Gender		: MALE	
4. Category		: BC_D	
5. Local Area		: AU	
6. (a) Non-Minority / Minority		: Non-Minority	
(b) Minority Category		: N.A	
7. Annual Income of the Parents (Rs.)		: Below Rs 1 Lakh	
8. (a) Study Details			
Class - 9	Konaseema	Class - 10	Konaseema
Inter 1st Year Equivalent	Konaseema	Inter 2nd Year Equivalent	Konaseema
Degree 1st Year	TELANGANA STATE	Degree 2nd Year	TELANGANA STATE
Degree 3rd Year	TELANGANA STATE		
(b) Place of Study - SSC or Equivalent		: Urban	
(c) SSC Hall Ticket Number & Year of Passing		: 87654321, March - 2017	
(d) Inter / Equivalent Hall Ticket Number & Year of Passing		: 123123123, March - 2019	
9. (a) Address for Correspondence		: 9-6-46, TEMPLE STREET, RAZOLE, Konaseema, ANDHRA PRADESH, 544233	
(b) Contact Telephone Number (Mobile)		: 9849635096 (c) E-Mail Id : satishkumar.sarella@aptonline.in	
(d) Aadhar Card number		: 4XXXXXX67	
10. Test Centre Preferences			
Districts	Preference - 1	Preference - 2	Preference - 3
KONASEEMA	Amalapuram	N.A	N.A
WEST GODAVARI	Narasapuram	Bhimavaram	Tadepalligudem
11. (a) Fee particulars - Payment through		: ONLINE (c) Amount (in Rs.) : 864.16	
(b) Payment Reference Id.		: P23100007838	
* - These Fields CANNOT be edited by candidate, but written request can be made to the CONVENER or Regional Coordinator of APLAWCET & AP PGLCET - 2023 or email to helpdesk@aptonline23@gmail.com Remaining fields can be edited by the candidate during the permitted period. For any details contact at 0963-2146171.			
Declaration : 1) I have carefully gone through the instruction booklet and I am conversant with the instructions. I shall abide by the eligibility conditions and other regulations to be satisfied for appearing at the entrance test and admission into any course prescribed. Further, I assure that, I will not involve in any malpractise or illegal activities in the entrance test. In case, I have furnished any false information or involved in any malpractise or illegal activities, I am liable for punishment as per the existing law. 2) I am responsible for the corrections of the above details filled by me and the CONVENER, AP LAW CET & AP PGLCET - 2023 is not responsible in anyway.			
Date : 24/03/2023 12:33 PM			
SIGNATURE and LEFT HAND THUMB impression of the candidate to be done in the presence of the Invigilator on the day of Examination in the Examination Hall			
Affix a recent color photograph (3.5 cmX3.5 cm) and get attested by a Gazetted Officer or the Principal of the College where studied (Well in advance BEFORE EXAMINATION)	SIGNATURE OF THE CANDIDATE in the presence of the Invigilator		Left Thumb Impression 
Note : 1) ALL the candidates have to submit this form in the Examination Hall to the Invigilator. 2) Candidates are not allowed into the Examination Hall even if they are LATE BY A MINUTE. 3) This is computer Generated sheet and does not require the signature of the CONVENER, AP LAW CET & AP PGLCET - 2023			

Print

Step 4: Print Application Form (Only After Submitting Application Form)

Candidate can print the submitted application form through this option.

Click on Print Application Form tab from AP LAW CET -2023 Home page as shown in the screen below.




After clicking on Print Application Form tab in AP LAW CET -2023 Home page, the Print Application Form for AP LAW CET-2023 page will be displayed then enter all the mandatory details and click on **Get Application Details** as show in the screen below.

Payment Reference ID *	Registration Number *	Qualifying Examination Hall Ticket No *
P23100007838	2310000291	1234567890
Mobile Number *	Date of Birth * (dd/mm/yyyy)	
9849635096	15/03/2003	


[Get Application Details](#)

After entering all the mandatory details and clicking on Get Application Details, the print copy of the AP LAW CET-2023 will be displayed for printing as show in the screen below.




AP LAW COMMON ENTRANCE TEST - 2023

APLAWCET/APPGLCET
(Conducted by Acharya Nagarjuna University, Guntur on behalf of APSCE)




1. Stream # : LAW CET 3 YEARS (ENTRANCE TEST FOR ADMISSION INTO THREE YEAR B.L./LL.B COURSE)

2. (a) Qualifying Examination : BCOM
 (b) Qualifying Exam Hall Ticket No # : 1234567890
 (c) Year of App. Passing the Qualifying Exam : 2022
 (d) Medium of Instruction at Qualifying Exam : English
 (e) Place of Study - Intermediate or Equivalent : Urban

Preserve the Registration Number for all future correspondence.
REGISTRATION NO. : 2310000291


3. (a) Candidate's Name # : S SATISH KUMAR
 (b) Father's Name # : S V BHAKSAR RAO
 (c) Mother's Name : S S DEVI
 (d) Date of Birth (as per SSC or Equivalent) # : 15/03/2003
 (e) Gender : MALE




Sample Photo

4. Category : BC_D
 5. Local Area : AU
 6. (a) Non-Minority / Minority : Non-Minority
 (b) Minority Category : N.A
 7. Annual Income of the Parents (Rs.) : Below Rs 1 Lakh
 8. (a) Study Details :

Class - 9	Konaseema	Class - 10	Konaseema
Inter 1st Year Equivalent	Konaseema	Inter 2nd Year Equivalent	Konaseema
Degree 1st Year	TELANGANA STATE	Degree 2nd Year	TELANGANA STATE
Degree 3rd Year	TELANGANA STATE		

(b) Place of Study - SSC or Equivalent : Urban
 (c) SSC Hall Ticket Number & Year of Passing : 87654321 March - 2017
 (d) Inter / Equivalent Hall Ticket Number & Year of Passing : 123123123 March - 2019

9. (a) Address for Correspondence : 9-6-46, TEMPLE STREET, RAZOLE, Konaseema, ANDHRA PRADESH, 544233



(b) Contact Telephone Number (Mobile) : 9849635096 (c) E-Mail Id : satishkumar.sarella@aptonline.in
 (d) Aadhar Card number : ~~430000000000~~67

10. Test Centre Preferences

Districts	Preference - 1	Preference - 2	Preference - 3
KONASEEMA	Amalapuram	N.A	N.A
WEST GODAVARI	Narasapuram	Bhimavaram	Tadepalligudem


11. (a) Fee particulars - Payment through : ONLINE (c) Amount (in Rs.) : \$64.16
 (b) Payment Reference Id. : P23100007838

* These Fields CANNOT be edited by candidate, but written request can be made to the CONVENER or Regional Coordinator of AP LAW CET & AP PGLCET - 2023 or email to helpdesk@apnec23@gmail.com. Remaining fields can be edited by the candidate during the permitted period. For any details contact at 0883-2346171.

Declaration : 1) I have carefully gone through the instruction booklet and I am conversant with the instructions. I shall abide by the eligibility conditions and other regulations to be satisfied for appearing at the entrance test and admission into any course prescribed. Further, I assure that, I will not involve in any malpractise or illegal activities in the entrance test. In case, I have furnished any false information or involved in any malpractise or illegal activities, I am liable for punishment as per the existing law.
 2) I am responsible for the corrections of the above details filled by me and the CONVENER, AP LAW CET & AP PGLCET - 2023 is not responsible in anyway.

Date : 24/03/2023 12:33 PM

SIGNATURE and LEFT HAND THUMB impression of the candidate to be done in the presence of the Invigilator on the day of Examination in the Examination Hall

Affix a recent color photograph (3.5 cmX3.5 cm) and get attested by a Gazetted Officer or the Principal of the College where studied (Well in advance BEFORE EXAMINATION)	SIGNATURE OF THE CANDIDATE in the presence of the Invigilator	Left Thumb Impression 
---	--	--

Note : 1) ALL the candidates have to submit this form in the Examination Hall to the Invigilator.
 2) Candidates are not allowed into the Examination Hall even if they are LATE BY A MINUTE.
 3) This is computer Generated sheet and does not require the signature of the CONVENER, AP LAW CET & AP PGLCET - 2023

Print