

[USER GUIDE TO FILL THE ONLINE APPLICATION FORM FOR](#)

[AP LAW CET & AP PGLCET-2025](#)

[URL:https://cets.apsche.ap.gov.in/LAWCET](https://cets.apsche.ap.gov.in/LAWCET)

The candidates are required to be ready with the **following mandatory / optional details** to fill in the appropriate fields before filling the Online Application Form:

The Mandatory / Optional details are as follows:

| S.NO | Details Required | Document to be Referred |
|-------------|--|--|
| 1 | Credit card or Debit card details (If payment is being made through Credit card / Debit card/Net Banking) | Credit Card / Debit Card/Net Banking Account User ID and its password |
| 2 | <ul style="list-style-type: none">Qualifying Examination appeared or passedHall ticket Number of the Qualifying Examination | Marks memos / Hall Ticket Number of Degree / Intermediate / 10 th |
| 3 | Test Applied for 3-year LLB, 5-year LLB, Postgraduate LLM | AP LAW CET/PGLCET-2024, Eligibility Criteria |
| 4 | Date of Birth | 10 th or Equivalent Certificate |
| 5 | Hall Ticket Number of SSC or Equivalent examination Certificate | 10 th or Equivalent Certificate |
| 6 | Income of Parents | Income certificate issued by Competent Authority |
| 7 | STUDY DETAILS | Study certificates from Class 6 to 10+2 / degree or diploma / PG |
| 8 | Category (SC, ST, BC, etc.) and Application number of the Caste Certificate (in case of SC/ST/BC only) | Caste Certificate issued by the Competent Authority |
| 9 | Special Category (NCC, PH, Sports, CAP, Etc.) | The Certificate issued by Competent Authority |
| 10 | Aadhaar Card details | 12 digits Aadhaar Card Number |

The following system requirements need to be available to comfortably browse AP LAW CET & AP PGLCET-2025 official website <https://cets.apsche.ap.gov.in/lawcet>

SYSTEM REQUIREMENTS:

For better viewing of AP LAW CET & AP PGLCET - 2025 website <https://cets.apsche.ap.gov.in/LAWCET> and smooth Application submission through ONLINE mode, the candidates are hereby informed that the following computer system requirements are most desirable.

- Google Chrome Latest version
- Adobe Acrobat Reader 8.0 and above
- Disable the pop-up blocks and uninstall all the Script blockers.

AP LAW CET & AP PGLCET 2025 - FEE PAYMENT AND ONLINE APPLICATION FORM FILLING PROCESS

VISIT www.cets.apsche.ap.gov.in/lawcet

On your Internet Browser, type the website address <https://cets.apsche.ap.gov.in/lawcet>
Press **Enter**, the following screen is displayed on the computer screen.

The screenshot shows the homepage of the AP LAW COMMON ENTRANCE TEST - 2025 website. The header features the APSCHE logo on the left, the title "AP LAW COMMON ENTRANCE TEST - 2025" in the center, and the text "APLAWCET/APPGLCET (Conducted by Sri Padmavathi Mahila Viswavidyalayam, Tirupati on behalf of APSCH)" below it. A navigation menu includes Home, About Us, Important Dates, Notification, Corrections, Mock Test, User Guide, and Contact Us. The main content area is divided into two columns. The left column has two tabs: "Information" and "Instruction Booklet". Under "Information", there is a vertical list of links: Important dates, NCC Merit List, CAP Merit List, Sports & Games Merit List, Bharath Scouts & Guides G.O., List of Sports & Games, and Local status of students migrated from Telangana to AP. The right column contains four steps: Step - 1 (Eligibility Criteria And Fee Payment), Step - 2 (Know Your Payment Status), Step - 3 (Fill Application (Only After Fee Payment)), and Step - 4 (Print Application Form (Only After Submitting Application Form)). Each step is accompanied by a relevant icon.

There are 4 **Steps** in filing the AP LAW CET/AP PGLCET online application.

Step-1: Eligibility Criteria & Fee Payment: Candidate can make Online Fee Payment through this option.

Step-2: Know your payment status: Candidate can check Success/Failure status of Fee Payment

Step-3: Fill Application (Only After Fee Payment): After fee payment, candidate should fill in the Application form through this option.

Step-4: Print Application Form (Only After Submitting Application Form): After application form submission, candidate can print the submitted form.

Step 1: Select **Eligibility Criteria & Fee Payment** Tab from AP LAW CET/PGLCET home page as shown in the screen below.

The screenshot displays the homepage for the AP LAW COMMON ENTRANCE TEST - 2025. The header includes the APSCHE logo and the text 'AP LAW COMMON ENTRANCE TEST - 2025' and 'APLAWCET/APPGLCET (Conducted by Sri Padmavathi Mahila Viswavidyalayam, Tirupati on behalf of APSCHE)'. The navigation menu contains: Home, About Us, Important Dates, Notification, Corrections, Mock Test, User Guide, and Contact Us. The main content area has two tabs: 'Information' and 'Instruction Booklet'. Under 'Information', there is a vertical list of links: Important dates, NCC Merit List, CAP Merit List, Sports & Games Merit List, Bharath Scouts & Guides G.O., List of Sports & Games, and Local status of students migrated from Telangana to AP. To the right, four step cards are shown: Step - 1 (Eligibility Criteria And Fee Payment) with a red arrow pointing to it, Step - 2 (Know Your Payment Status), Step - 3 (Fill Application (Only After Fee Payment)), and Step - 4 (Print Application Form (Only After Submitting Application Form)).

After clicking on **Eligibility Criteria & Fee Payment** Tab, a fee payment web page will be displayed as shown in the screen

Fee Payment for AP LAW CET & AP PGLCET - 2025

Qualifying Exam HallTicket Number * :

Candidate's Name * :

Date of Birth * (as per SSC or Equivalent) :

Mobile Number * :

Mobile Number Mentioned Above Is My * :

Self Father Mother Relative

Alternate Mobile Number :

E-Mail ID * :

Stream * :

LAW CET 3 YEARS (ENTRANCE TEST FOR ADMISSION INTO THREE YEAR BL/LLB COURSE)
 LAW CET 5 YEARS (ENTRANCE TEST FOR ADMISSION INTO FIVE YEAR BL/LLB COURSE)
 PGLCET (ENTRANCE TEST FOR ADMISSION INTO TWO YEAR LLM/ML COURSE)

Category * :

OC BC_A BC_B BC_C BC_D BC_E SC ST

Sub-Caste * :

Payment Options (Convenience charges as applicable) * :

PAYTM NB

I have carefully read the eligibility criteria and found eligible. In the event I am found not eligible at any stage of the admission process, my admission stands cancelled.

[Proceed To Pay](#)

NOTE: In case your account is debited and the website gets disconnected before payment receipt generation, kindly compulsory check your Payment Status using [Know Your Payment Status](#) option by providing your details. If you get message "Payment Details Not Found", candidate is requested to go for a fresh payment and the amount for the failure transaction will be refunded to their debited bank account in 7 to 10 working days.

Fill the details given in the web page. The details are **Qualifying Examination Hall Ticket No., Candidate's Name, Date of Birth, Mobile Number, Mobile No Mentioned above belongs to Self or Father or Mother or Relative, Alternate Mobile Number, E-Mail ID, Stream LAW CET (admission into 3-year LLB) or LAW CET (admission into 5-year LLB) or PGLCET (admission into LLM), Category, Sub-Caste, Payment Options, Fee Amount (FROZEN)** (will be populated automatically based on the stream/category/payment option selected by the candidate).

Fee Payment for AP LAW CET & AP PGLCET - 2025

Qualifying Exam HallTicket Number * :

Candidate's Name * :

Date of Birth * (as per SSC or Equivalent) :

Mobile Number * :

Mobile Number Mentioned Above Is My * : Self Father Mother Relative

Alternate Mobile Number :

E-Mail ID * :

Stream * : LAW CET 3 YEARS (ENTRANCE TEST FOR ADMISSION INTO THREE YEAR BL/LLB COURSE)
 LAW CET 5 YEARS (ENTRANCE TEST FOR ADMISSION INTO FIVE YEAR BL/LLB COURSE)
 PGLCET (ENTRANCE TEST FOR ADMISSION INTO TWO YEAR LL.M./ML COURSE)

Category * : OC BC.A BC.B BC.C BC.D BC.E SC ST

Sub-Caste * :

Payment Options (Convenience charges as applicable) * : PAYTM NB

I have carefully read the eligibility criteria and found eligible. In the event I am found not eligible at any stage of the admission process, my admission stands cancelled.

Proceed To Pay

NOTE : In case your account is debited and the website gets disconnected before payment receipt generation, kindly compulsary check your Payment Status using [Know Your Payment Status](#) option by providing your details. If you get message "Payment Details Not Found", candidate is requested to go for a fresh payment and the amount for the failure transaction will be refunded to their debited bank account in 7 to 10 working days.

| Course | OC | BC | SC/ST |
|--|-----------|----------|----------|
| 3 Year/5 Year LL.B. Courses (AP LAW CET) | Rs.900/- | Rs.850/- | Rs.800/- |
| Post Graduate Law Course LL.M. (AP PGLCET) | Rs.1000/- | Rs.950/- | Rs.900/- |

PAYMENT BY NETBANKING / CREDIT / DEBIT CARD MODE : Registration fee can be paid through Net Banking or Credit Card or Debit Card.

Candidates need to fill all the mandatory fields and Click on the "Proceed To Pay " button. And, after clicking on the Proceed To Pay button, the control will lead you to the Modal PopUp Preview as shown in the screen below.

Confirm below Payment Details

| | | |
|---|---|--|
| Qualifying Exam HallTicket Number | : | 123 |
| Candidate's Name | : | sandeep |
| Date of Birth(as per SSC or Equivalent) | : | 18/08/2000 |
| Mobile Number | : | 9014441659 |
| Mobile Number Mentioned Above Is My | : | Self |
| Alternate Mobile Number | : | |
| E-Mail ID | : | sandeep.nagireddy@aptonline.in |
| Stream | : | LAWCET 3 YEARS (ENTRANCE TEST FOR ADMISSION INTO THREE YEAR BL/LLB COURSE) |
| Category | : | BC_A |
| Sub-Caste | : | sub caste |
| Payment Option | : | PAYTM NB |
| Fee Amount | : | Rs. 850.00/- |

Confirm

Cancel

After clicking on the Confirm button, the control will lead you to the **BANK PAYMENT GATEWAY** as shown in the screen below.



(NOTE: During the Payment processes, DO NOT double click on buttons or click on Back / Refresh buttons or DO NOT close the Browser web page abruptly; maintain patience as prompted on the screen).

The confirmation of successful payment of Registration Fee is shown with the "Your Payment done successful" item in the below web page as **Payment Status** along with "Payment Id". **(Note: Preserve both the IDs for future correspondence)**. Click on the button "Proceed to Fill Application" and you will be taken to the next screen.

Your Payment done Successfully

Payment ID : P25100007389
Candidate's Name : SANDEEP REDDY
Qualifying Examination Hall Ticket No : 5252
Payment Reference Number : PTM1903BDCC9D53D
Mobile Number : 9014441659
Total Amount : 867.70

Note : Please note the above mentioned Payment ID for all your future correspondence

[Proceed to Fill Application](#)

Note: Preserve Payment reference ID (after payment) for future correspondence.

Click on “[Proceed to Fill Application](#)” to fill the application immediately and you will be taken to the Application screen as described in step 3. If you choose another day to fill the application, simply close the window and in such case, you need to start from step3.

In a rare case, if the amount is deducted from your account and Payment ID is not displayed, wait for a few hours and check your payment status as described in step 2.

Otherwise pay the registration fee again as in step 1 on the next day. The amount deducted from your account made in the first attempt will be refunded or rolled back into your account.

Step 2: Know Your Payment Status

The candidate can also check the status of payment made through this option. Click on [Know Your Payment Status](#) tab for checking the status of the payment as shown in the below screen.

The screenshot displays the application portal interface. On the left, there is a navigation menu with two tabs: "Information" and "Instruction Booklet". Under "Instruction Booklet", a list of links is shown with colored dots: Important dates (green), NCC Merit List (purple), CAP Merit List (green), Sports & Games Merit List (purple), Bharath Scouts & Guides G.O. (green), List of Sports & Games (blue), and Local status of students migrated from Telangana to AP (purple). On the right, a process flow is shown with four steps: Step - 1 (Eligibility Criteria And Fee Payment) with a blue icon, Step - 2 (Know Your Payment Status) with a purple icon and a red arrow pointing to it, Step - 3 (Fill Application (Only After Fee Payment)) with a red icon, and Step - 4 (Print Application Form (Only After Submitting Application Form)) with a green icon.

After clicking on **Know Your Payment Status** Tab, the following page will be displayed. Furnish the same qualifying hall ticket number and mobile number as given in step 1 and click on **Check Payment Status** button as shown in the screen below.

Know Your Payment Status for AP LAW CET & AP PGL CET - 2025

Qualifying Examination Hall Ticket No * **Mobile Number ***

Enter Qualifying Examination Hall Ticket No Enter Mobile Number

Check Payment Status

After clicking on the **Check Payment Status** button, the following success/Failure page will be displayed as shown in the screen below.

Know Your Payment Status for AP LAW CET & AP PGL CET - 2025

Qualifying Examination Hall Ticket No * **Mobile Number ***

3769 9542815366

Check Payment Status


| S.No. | Payment Reference ID | Status |
|-------|----------------------|---------|
| 1 | P25100006467 | SUCCESS |

Step 3: Fill Application (Only After Fee Payment)


The candidate can start filling the application by selecting the tab **“Fill Application (Only after fee payment)”**

Information Instruction Booklet


- Important dates
- NCC Merit List
- CAP Merit List
- Sports & Games Merit List
- Bharath Scouts & Guides G.O.
- List of Sports & Games
- Local status of students migrated from Telangana to AP




Step - 1
Eligibility Criteria And Fee Payment



Step - 2
Know Your Payment Status



Step - 3
Fill Application
(Only After Fee Payment)



Step - 4
Print Application Form
(Only After Submitting Application Form)

Fill in the details of payment reference ID, Qualifying examination Hall ticket number, mobile number and date of birth and click on **Proceed to fill the application** button.

Application Form for AP LAW CET & AP PGLCET - 2025

| | | | |
|--|--|--|---|
| Payment Reference ID * | Qualifying Examination Hall Ticket No * | Mobile Number * | Date of Birth * (dd/mm/yyyy) |
| <input style="width: 90%; border: 1px solid #ccc;" type="text" value="Enter Payment Reference ID"/> | <input style="width: 90%; border: 1px solid #ccc;" type="text" value="Enter Qualifying Examination Hall Tic"/> | <input style="width: 90%; border: 1px solid #ccc;" type="text" value="Enter Mobile Number"/> | <input style="width: 90%; border: 1px solid #ccc;" type="text" value="Select Date of Birth"/> |
| <input style="background-color: #27ae60; color: white; padding: 10px 20px; border: none; cursor: pointer;" type="button" value="Proceed to Fill Application"/> | | | |

In the application form, the fields marked with (*) symbols are MANDATORY which cannot be left blank without providing information. The details provided during the Registration Fee payment are frozen and cannot be edited.

Application Form for AP LAW CET & AP PGLCET - 2025

Payment Reference ID *

P25100006467

Qualifying Examination Hall Ticket No *

3769

Mobile Number *

9542815366

Date of Birth * (dd/mm/yyyy)

18/08/2000

Candidate Details :

Candidate's Name *(as per SSC or Equivalent Records)

SANDEEP

Father's Name *(as per SSC or Equivalent Records)

FATHER N

Mother's Name *(as per SSC or Equivalent Records)

MOTHER N

Date of Birth * (dd/mm/yyyy)

18/08/2000

Gender *

Male Female Transgender

Aadhaar Card Number *

464401764486

APAAR ID

APR7818

Ration Card Number

RTGN7818

Annual Income of the Parents (Rs.) *

Below Rs 1 Lakh Above Rs 1 Lakh and Below Rs 2.5 Lakhs Above Rs 2.5 Lakhs and below Rs 8 Lakhs Above Rs 8 Lakhs

Income Certificate Number

IC230304006531

Income Certificate Details *

| | | |
|---|---|---|
| Candidate Name | : | KAMBALA SRI TEJA |
| Father Name / Husband Name | : | KAMBALA VENKATA KRISHNA RAO |
| Valid Date | : | 05/03/2027 |
| Total Income (Rs.) | : | 90000.00 |
| Confirm Your Income Certificate Details | : | <input checked="" type="radio"/> Yes <input type="radio"/> No |

Category *

BC A

Sub-Caste *

PERIKA

Caste Certificate Number

CGC230110097887



| Caste Certificate Details * | |
|--|---|
| Candidate Name | : ITHI PUJITHA |
| Father Name | : ITHI KANNARAO |
| Category | : YADAVA(BC-D) |
| Confirm Your Caste Certificate Details | : <input checked="" type="radio"/> Yes <input type="radio"/> No |

Special Reservation Category

National Cadet Corps (NCC)

Children of Armed Personnel (CAP)

Sports & Games

Bharat Scouts and Guides

PH (Physically Handicapped)

Blindness and Low vision

Deaf and hard hearing

Locomotor disability including cerebral palsy, leprosy cured, dwarfism, acid attack victims and muscular dystrophy

Autism, Intellectual Disability, Specific Learning disability, Mental illness

Multiple disability, from amongst persons under clauses (a) to (d) including deaf- blindness in the posts identified for each disability

Do You Require Scribe?

Yes No

Note: Please contact Convener, AP LAWCET & AP PGLCET - 2025 with necessary proofs for the allotment of scribe.

Sadaram Number (17 Digits)

01001340190112029

Minority / Non-Minority *

Non-Minority Minority

Minority *

Muslim Christian Buddhist Sikh Jain Jew Other Minority

Present Address

| | | | |
|--------------------------|---|-------------------------------|-----------------------------------|
| State * | District * | Mandal * | Mandal * |
| ANDHRA PRADESH | YSR | YSR | OTHER MANDAL |
| Village * | Flat No. / House No. / Street / Locality (or) C/O * | | |
| OTHER VILLAGE | 3-102/5, NEAR GOVERNMENT HOSPITAL ROAD, CHILUVURU VILLAGE, DUGGIRALA, MANDAL, GUNTUR DISTRICT, ANDHRA PRADESH | | |
| Pin Code * | Mobile Number * | Alternate Mobile Number | Telephone Number (Landline) |
| 500 18 | 954881300 | Enter Alternate Mobile Number | Enter Telephone Number (Landline) |
| E-Mail id * | | | |
| GRANDJE.NAGREDDY@APTELIN | | | |

Permanent Address

Permanent Address Same as Present Address

| | | | |
|----------------|---|----------|--------------|
| State * | District * | Mandal * | Mandal * |
| ANDHRA PRADESH | YSR | YSR | OTHER MANDAL |
| Village * | Flat No. / House No. / Street / Locality (or) C/O * | | |
| OTHER VILLAGE | 3-102/5, NEAR GOVERNMENT HOSPITAL ROAD, CHILUVURU VILLAGE, DUGGIRALA, MANDAL, GUNTUR DISTRICT, ANDHRA PRADESH | | |
| Pin Code * | | | |
| 500 18 | | | |

Qualifying Examination

Type of the Exam *

- BA
 BCOM
 BSC
 BBA
 BBLI
 BCA
 BE / B.TECH
 BPHARMACY
 OTHERS

DO YOU POSSESS PG DEGREE ALSO

YES NO

Major Group Subjects of the Qualifying Exam *

| |
|----|
| 08 |
| 4P |
| 0A |

Hall Ticket No. of the Qualifying Examination *

| |
|------|
| 0709 |
|------|

Year of App. / Passing the Qualifying Exam *

| |
|------|
| 2022 |
|------|

Medium of Instruction at Qualifying Exam *

English Telugu Urdu Others

SSC or Equivalent (10th Class) *

| | | | |
|---|-----------------------|--------------------|-------------------|
| <input checked="" type="checkbox"/> Urban | SSC Hall Ticket No. * | Month of Passing * | Year of Passing * |
| <input type="checkbox"/> Rural | 121218096 | March | 2018 |

Intermediate or Equivalent (10+2) *

| | | | |
|---|--------------------------------|--------------------|-------------------|
| <input checked="" type="checkbox"/> Urban | Intermediate Hall Ticket No. * | Month of Passing * | Year of Passing * |
| <input type="checkbox"/> Rural | 188452288 | March | 2018 |

What is Your Degree *

2 Years 4 Years

Place of Study

(Year of pass shall be equal or greater than year of first appearance)

| Class / 10 ⁺ | Place / Village * | School Name / Institute Name * | Year Of First Appearance * | Year Of Pass * |
|---|--|---|-----------------------------------|-----------------------------------|
| <input type="text" value="Classical"/> | <input type="text" value="PLACE C1"/> | <input type="text" value="SCHOOL N C 1"/> | <input type="text" value="2008"/> | <input type="text" value="2009"/> |
| <input type="text" value="Classical"/> | <input type="text" value="PLACE C11"/> | <input type="text" value="SCHOOL N C 11"/> | <input type="text" value="2009"/> | <input type="text" value="2010"/> |
| <input text"="" type="text" value="Telugu"/> | <input type="text" value="PLACE 11"/> | <input type="text" value="INSTITUTE N C 11"/> | <input type="text" value="2010"/> | <input type="text" value="2011"/> |
| <input text"="" type="text" value="Hindi"/> | <input type="text" value="PLACE 12"/> | <input type="text" value="INSTITUTE N C 12"/> | <input type="text" value="2011"/> | <input type="text" value="2012"/> |
| <input text"="" type="text" value="Classical"/> | <input type="text" value="PLACE D1"/> | <input type="text" value="INSTITUTE D1"/> | <input type="text" value="2012"/> | <input type="text" value="2013"/> |
| <input text"="" type="text" value="Classical"/> | <input type="text" value="PLACE D2"/> | <input type="text" value="INSTITUTE D2"/> | <input type="text" value="2013"/> | <input type="text" value="2014"/> |
| <input text"="" type="text" value="Telugu"/> | <input type="text" value="PLACE D3"/> | <input type="text" value="INSTITUTE D3"/> | <input type="text" value="2014"/> | <input type="text" value="2015"/> |

Local Area *

EVU

For local status of students registered from Telangana to AP refer home page

Details of Common Entrance Test

Stream / Entrance Exam *

LAWCET 3 YEARS ENGLISH TEST FOR ADMISSION INTO THREE YEAR B.A LL B COURSE

Test Centre Preferences

Preference 1 *

AMANTAPUR - Gooty

Preference 2 *

ANNAPUR - Madanapalle

Preference 3 *

BURC - Bura

Are you appearing for Ed.CET also on the same date: *

YES NO

I have carefully gone through the instruction booklet and I am conversant with the instructions. I shall abide by the eligibility conditions and other regulations to be notified for appearing at the entrance test and admission into any course prescribed. Further, I assure that, I will not involve in any malpractice or illegal activities in the entrance test. In case, I have furnished any false information or involved in any malpractice or illegal activities, I am liable for punishment as per the existing law. I am responsible for the correctness of the above details filed in by me and the COMMISSION, AP LAW CET & AP POLCET - 2015 is not responsible in any way. Merit appearing for the entrance examination does not confer any right for me to take admission.

Save

Preview / Submit

Photo & Signature *



Photo (-1000 (sq. jpg)

Signature (-1000 (sq. jpg)

SAVE : Will record the partially filled details in the Database. The data can be retrieved at your convenience and you can continue to fill the rest and submit the form.

PREVIEW / SUBMIT : You will have a chance to preview your application and then finally confirm your application by clicking on Confirm button.

Candidates need to fill in the following details in the application form:

Candidate Details:

Candidate Details :

| | | |
|---|--|--|
| Candidate's Name *(as per SSC or Equivalent Records) | Father's Name *(as per SSC or Equivalent Records) | Mother's Name *(as per SSC or Equivalent Records) |
| SANDEEP | FATHER N | MOTHER N |
| Date of Birth *(dd/mm/yyyy) | Gender * | Aadhaar Card Number * |
| 18/08/2000 | <input checked="" type="radio"/> Male <input type="radio"/> Female <input type="radio"/> Transgender | 464401764486 |
| APAAR ID | Ration Card Number | |
| APR7818 | RTGN7818 | |

Candidate Name: Name of candidate as entered in fee payment screen will be displayed here and cannot be modified or edited.

Father's Name: The candidate has to enter his / her father's name as per 10th class records in the provided space in CAPITAL LETTERS.

Mother's Name: The candidate has to enter his / her mother's name as per 10th class records in the provided space in CAPITAL LETTERS.

Date of Birth: Date of Birth as entered in the fee payment screen will be displayed here and cannot be modified or edited.

Gender: Select your Gender among the three options given.

Aadhaar Card Number/Enrollment No.: Enter your 12-digit Aadhar identification number provided by UIDAI.

APPAR ID : Enter the APPAR ID number of the Candidate

Ration Card Number: Enter the Ration card number of your family.

Annual Income of the Parents (in Rs.): Select any one of the four options provided as given below regarding the "Annual Income of the Parents (Rs.):" A valid income certificate issued by competent authority and its number shall be entered.

Note: Annual Income of the Parents will be auto populated on entering Income Certificate Number. Select Yes or No to confirm the details populated by the application system as shown in the screen below.

Annual Income of the Parents (Rs.) *

Below Rs 1 Lakh Above Rs 1 Lakh and Below Rs 2.5 Lakhs Above Rs 2.5 Lakhs and below Rs 8 Lakhs Above Rs 8 Lakhs

Income Certificate Number

IC230304006531

| Income Certificate Details * | |
|---|---|
| Candidate Name | : KAMBALA SRI TEJA |
| Father Name / Husband Name | : KAMBALA VENKATA KRISHNA RAO |
| Valid Date | : 05/03/2027 |
| Total Income (Rs.) | : 90000.00 |
| Confirm Your Income Certificate Details | : <input checked="" type="radio"/> Yes <input type="radio"/> No |

If the candidate's Annual Income of the Parents is not auto populated on entering the Income Certificate Number, the candidate should enter the Income Certificate Number manually and proceed.

Caste Category: Caste category is Frozen in the application as it is furnished in the Fee Payment page. Enter the caste certificate number issued by the competent authority.

Note: **Caste Certificate Details** will be auto populated on entering **Caste Certificate Number**. Select **Yes** or **No** to confirm the details populated by the application system as shown in the screen below.

Category *

BC_A

Sub-Caste *

PERIKA

Caste Certificate Number

CGC230110097887



| Caste Certificate Details * | |
|---|---|
| Candidate Name | : ITHI PUJITHA |
| Father Name | : ITHI KANNARAO |
| Category | : YADAVA(BC-D) |
| Confirm Your Caste Certificate Details | : <input checked="" type="radio"/> Yes <input type="radio"/> No |

If the candidate's **Caste Certificate Details** are not auto populated on entering the **Caste Certificate Number**, the candidate should enter the **Caste Certificate Number** manually and proceed.

Eligible for EWS (Economically Weaker Sections): Click on Yes if you are eligible for EWS and have a valid EWS certificate issued by competent authority. After clicking on 'Yes' you have to enter the EWS certificate number manually.

Note: **EWS option in the application will be visible only if the candidate belongs to the OC category.**

Special Reservation Category: Reservations are provided for candidates with NCC, CAP, Sports & Games, Bharat Scouts and Guides categories also. Select the applicable categories.

Special Reservation Category

- National Cadet Corps (NCC)
- Children of Armed Personnel (CAP)
- Sports & Games
- Bharat Scouts and Guides

Physically Handicapped:

In case of PH, the medical board certificate issued through SADAREM shall be entered.

Note: If the candidate is Physically Handicapped, select the type of disability and enter Sadarem Number.

PH (Physically Handicapped)

Blindness and Low vision

Deaf and hard hearing

Locomotor disability including cerebral palsy, leprosy cured, dwarfism, acid attack victims and muscular dystrophy

Autism, Intellectual Disability, Specific Learning disability, Mental Illness

Multiple disability, from amongst persons under clauses (a) to (d) including deaf-blindness in the posts identified for each disability

Do You Require Scribe?

Yes No

Sadarem Number (17 Digits)

01001340190112027

Sadarem Certificate Details will be auto populated on entering **Sadarem Number**. Select **Yes** or **No** to confirm the details populated by the application system as shown in the screen below. If the candidate's **Sadarem Certificate Details** are not auto populated on entering **Sadarem Number**, candidate should enter the **Sadarem Number** manually.

| Sadarem Certificate Details | |
|------------------------------|---|
| Candidate Name | : विवेकानंद शर्मा |
| PH Category | : Visual Impairment |
| Percentage | : 40.0 |
| Confirm Your Sadarem Details | : <input checked="" type="radio"/> Yes <input type="radio"/> No |

Minority/ Non-Minority: If the candidate belongs to any of the minority communities such as Muslim, Christian, Buddhist, Sikh, Jain, Zoroastrian or Other minority, click on the Minority button and select the applicable minority. Otherwise, if the candidate does not belong to a Minority community, then the non-Minority option has to be clicked.

Minority / Non-Minority*

Non-Minority Minority

Minority*

Muslim Christian Buddhist Sikh Jain Zoroastrian Other Minority

Address: Candidate should enter his/her Present/Permanent address with the following fields like State, District, Mandal, Village , Flat No./ House No./ Street / Locality or C/O , Pin code, Mobile Number, Alternate Mobile Number & Email ID as shown in the Screen Below.

Present Address

| | | | |
|---|---|---|---|
| State * ANDHRA PRADESH | District * Ntr | Mandal * Other | Mandal * OTHER MANDAL |
| Village * OTHER VILLAGE | Flat No. / House No. / Street / Locality (or) C/O * 3-102/5, NEAR GOVERNEMENT HOSPITAL ROAD, CHILUVURU(VILLAGE), DUGGIRALA(MANDAL),GUNTUR(DISTRICT), ANDH | | |
| Pin Code * 508218 | Mobile Number * 9542815366 | Alternate Mobile Number Enter Alternate Mobile Number | Telephone Number (Landline) Enter Telephone Number (Landline) |
| E-Mail Id * SANDEEP.NAGIREDDY@APTONLINE | | | |

Permanent Address **Permanent Address Same as Present Address**

| | | | |
|-----------------------------------|---|--------------------------|---------------------------------|
| State * ANDHRA PRADESH | District * Ntr | Mandal * Other | Mandal * OTHER MANDAL |
| Village * OTHER VILLAGE | Flat No. / House No. / Street / Locality (or) C/O * 3-102/5, NEAR GOVERNEMENT HOSPITAL ROAD, CHILUVURU(VILLAGE), DUGGIRALA(MANDAL),GUNTUR(DISTRICT), ANDH | | |
| Pin Code * 508218 | | | |

State: Candidates have to Select his/her State Name.

District: Candidates have to Select his/her District Name.

Mandal: Candidates have to Select his/her Mandal Name.

Village: Candidates have to Select his/her Village Name.

If the candidate will select except **ANDHRA PRADESH** state then other text boxes will be enabled instead dropdown lists so that candidate should enter other details of district,mandal and village, the same process will be done on SELECTION of OTHER in District,Mandal and Village dropdowns

Flat No. / House No. / Street / Locality (Or) C/O: Candidate should enter his/her Flat No or House No or Street or Locality or C/O.

Pin Code: Candidate should enter his/her address Pin Code Number.

Mobile Number & Email ID: (Mobile No & Email ID will be auto populated which was furnished at the time of Fee Payment I.e., in Step 1).

Alternate Mobile Number, Telephone Number (Landline): Candidate can enter another contact number or Landline Number which will be used to contact in case of not reachable Primary Mobile Number.

Note: Select **Permanent Address** check box if the present address is your **Permanent Address**

Qualifying Examination:

Qualifying Examination

Type of the Exam *

BA

BCOM

BSC

BBA

BBM

BCA

BE / B.TECH

BPHARMACY

OTHERS

DO YOU POSSESS PG DEGREE ALSO YES NO

Major Group Subjects of the Qualifying Exam *

Commerce

Economics

ComputerApplication

Hall Ticket No of the Qualifying Examination *

9876

Year of App. / Passing the Qualifying Exam *

2010

Medium of Instruction at Qualifying Exam *

English Telugu Urdu Others

Select the appropriate type of qualifying examination and also enter the names of the major group subjects (other than language subjects). Also mention whether you are also a postgraduate by selecting yes or no buttons.

Enter the hall ticket number of the qualifying examination (Intermediate or degree or LLB as applicable) and the year of passing the qualifying examination / appearing for the final year of qualifying examination.

DO YOU POSSESS PG DEGREE ALSO: Select YES/NO if the candidate holds a PG degree also.

Medium of Instruction at Qualifying Exam: Enter the medium of instruction at the qualifying examination (Intermediate or degree or LLB as applicable).

SSC or Equivalent (10th Class): Candidate should select Urban or Rural location where he pursued his 10th class study, Enter the SSC (10th class) or Equivalent Hall Ticket No., Month of Passing and Year of Passing. On entering SSC Hall Ticket No, Month of Passing & Year of passing, Candidate details will be populated as shown in the screen below.

SSC or Equivalent (10th Class) *

Urban Rural

SSC Hall Ticket No * [REDACTED]

Month of Passing * March

Year of Passing * 2020

SSC Education Details

| | |
|-------------------------------------|---|
| Candidate Name | [REDACTED] |
| Father Name | [REDACTED] |
| Date of Birth | 11/11/2004 |
| School Name | ST ANN'S GIRLS H S - CANTT VIZIANAGARAM |
| District | VIZIANAGARAM |
| Confirm Your SSC Education Details: | <input checked="" type="radio"/> Yes <input type="radio"/> No |

Intermediate or Equivalent (10+2): Candidate should select Urban or Rural location where he pursued his 10+2 classes of study Enter the Intermediate / 10+2 or Equivalent Hall Ticket No., Month of Passing and Year of Passing.

What is Your Degree: Candidates need to furnish whether the degree studied for 3/4 years.

Places of Study: The candidate has to select the district name from the drop-down values related to his study for each Class. However, if a candidate has studied in a state other than Andhra Pradesh or Telangana, then select OTHER STATES. If studied outside India, select OTHER COUNTRY.

Place of Study (Year of pass shall be equal or greater than year of first appearance)

| Class | Place / Village | School Name / Institute Name | Year Of First Appearance | Year Of Pass | |
|---------------------------|-----------------|------------------------------|--------------------------|--------------|------|
| Class - 9 | Konaseema | Razol | Govt High School | 2015 | 2016 |
| Class - 10 | Anakapalli | Razol | Govt High School | 2016 | 2017 |
| Inter 1st Year/Equivalent | Anantapur | Razol | Govt High School | 2017 | 2018 |
| Inter 2nd Year/Equivalent | Annamayya | Durgi | Nice Public School | 2018 | 2019 |
| Degree 1st Year | Bapatla | Razol | Nice Public School | 2019 | 2020 |
| Degree 2nd Year | Chittoor | Durgi | Govt High School | 2020 | 2021 |
| Degree 3rd Year | East Godavari | Razol | Nice Public School | 2021 | 2022 |

Local Area

AU For local status of students migrated from Telangana to AP, refer home page

Local Area: Based on the places of study during the preceding 7 years of the qualifying examination, the local area is decided.

On entering the candidate's places of study, the local area of the candidate is auto populated by the application system i.e., AU, SVU, OTHER STATE. However, these credentials will be verified based on the certificates produced at the time of admission.

Details of Common Entrance Test:

Details of Common Entrance Test

Stream / Entrance Exam

LAWCET 3 YEARS (ENTRANCE TEST FOR ADMISSION INTO THREE YEAR BL/LLB COURSE)

Stream/Entrance Exam: Stream field options are populated automatically from the data the candidate has chosen or furnished at the time of payment of Registration fee.

- LAW CET (Admission into 3-year LLB)
- LAW CET (Admission into 5-year LLB)
- PGLCET(Admission into LLM)

Test Centre Preference:

Candidates are given the option to choose Five Test Center preferences of their choice as shown in the screen below.

Test Centre Preferences

Preference 1*

Preference 2 *

Preference 3 *

Preference 4 *

Preference 5 *

However, Convener reserves the right to allot candidates to any other center(s) in unavoidable circumstances.

Are you appearing for AP Ed.CET-2025 also?

You are required to submit whether you are appearing for APedCET also-Yes or No.

Photo and Signature:



Photo (<50kb jpg, jpeg)

 No file chosen

Signature (<30kb jpg, jpeg)

 No file chosen

DON'T FORGET to upload your Photograph & Signature. A good quality passport size photograph in .jpg or .jpeg of less than 50Kb and signature signed with a black pen on a white paper shall be scanned and saved as .jpg or .jpeg of less than 30Kb shall be uploaded by clicking on browse button under the photograph and signature panels and selecting the files already kept ready.

Save and Preview/Submit

After furnishing ALL the required data and correct particulars, read the declaration at the end of the page and select the check box if you are done with Online Application Form filling. Then, click on save to save the data.

I have carefully gone through the instruction Booklet and I am conversant with the instructions. I shall abide by the eligibility conditions and other regulations to be satisfied for appearing at the entrance test and admission into any course prescribed. Further, I assure that, I will not involve in any malpractice or illegal activities in the entrance test. In case, I have furnished any false information or involved in any malpractice or illegal activities, I am liable for punishment as per the existing law. I am responsible for the correctness of the above details filled in by me and the CONVENER, AP LAW CET & AP PGLCET - 2025 is not responsible in any way. Mere appearing for the entrance examination does not confer any right for me to take admission.

Save

Preview / Submit

Clicking on the Save button will save the entered details partially and displays a message as shown in the screen below.



If you are sure of the data entered, you can Preview/submit the online application.

Further, the same will be displayed at the bottom of the page. If all the details are furnished, then the screen will change to the next page after the **Preview/Submit** button is clicked.

I have carefully gone through the instruction Booklet and I am conversant with the instructions. I shall abide by the eligibility conditions and other regulations to be satisfied for appearing at the entrance test and admission into any course prescribed. Further, I assure that, I will not involve in any malpractice or illegal activities in the entrance test. In case, I have furnished any false information or involved in any malpractice or illegal activities, I am liable for punishment as per the existing law. I am responsible for the correctness of the above details filled in by me and the CONVENER, AP LAW CET & AP PGLCET - 2025 is not responsible in any way. Mere appearing for the entrance examination does not confer any right for me to take admission.

Save

Preview / Submit

Clicking on the **Preview/Submit** button will display the preview page where candidates can review their application as shown in the screen below.

Application Preview for AP LAW CET & AP PGLCET - 2025

Candidate Details :

Candidate Name *
SAMBODD
(As per SSC or Equivalent Records)

Father's Name *
SATHISH N
(As per SSC or Equivalent Records)

Mother's Name *
MOTHER N
(As per SSC or Equivalent Records)

Date of Birth * (dd/mm/yyyy)
18/08/2000

Gender *
MALE

Aadhar Card Number
481881764186

APNA ID
APN7914

Ration Card Number
RTGN7914

Annual Income of the Parents (Rs.) *

Below Rs. 1 Lakh

Income Certificate Number

SC20001004021

| Income Certificate Details | |
|---|-----------------------------|
| Candidate Name | SAMBALA SRI TEJA |
| Father Name / Husband Name | SAMBALA VENKATA KRISHNA BAO |
| Valid Date | 05/01/2027 |
| Total Income (Rs.) | 00000.00 |
| Confirm Your Income Certificate Details | YES |

Category *

BC_A

Sub-Caste *

PERVA

Caste Certificate Number

SC228118897887

| Caste Certificate Details | |
|--|---------------|
| Candidate Name | THIRUKUTHA |
| Father Name | THIRUKANNARAO |
| Category | PERVA(BC-A) |
| Confirm Your Caste Certificate Details | YES |

Special Reservation Category

National Cadet Corps (NCC) : YES

Children of Armed Personnel (CAP) : NO

Sports & Games : NO

Blind Sports and Guides : NO

PH (Physically Handicapped)

Blindness and Low Vision : NO

Deaf and hard hearing : YES

Locomotor disability including cerebral palsy, leprosy cured, dwarfism, acid attack victims and muscular dystrophy : NO

Autism, Intellectual Disability, Specific Learning disability, Mental illness : NO

Multiple disability: from amongst persons under classes (a) to (d) including deaf-blindness to the points identified for each disability : NO

Do You Require Scribe?

YES

Note: Please contact Convener, AP LAW CET & AP PGLCET - 2025 with necessary proofs for the absence of scribe.

Minority / Non-Minority *

Minority

Minority *

Buddhist

Present Address

| | | |
|-----------------|--|-----------------------------|
| State * | District * | Mandal * |
| ANDHRA PRADESH | NTR | OTHER MANDAL |
| Village * | Flat No. / House No. / Street / Locality (or) C/O * | Pin Code * |
| OTHER VILLAGE | 3-102/5, NEAR GOVERNEMENT HOSPITAL ROAD, CHILUVURU(VILLAGE), DUGGIRALA(MANDAL),GUNTUR(DISTRICT), ANDHRA PRADESH STATE, 508218 | 508218 |
| Mobile Number * | Alternate Mobile Number | Telephone Number (Landline) |
| 9542815366 | | |

E-Mail Id *

SANDEEP.NAGIREDDY@APTONLINE.IN

Permanent Address

| | | |
|----------------|--|--------------|
| State * | District * | Mandal* |
| ANDHRA PRADESH | NTR | OTHER MANDAL |
| Village* | Flat No. / House No. / Street / Locality (or) C/O * | Pin Code * |
| OTHER VILLAGE | 3-102/5, NEAR GOVERNEMENT HOSPITAL ROAD, CHILUVURU(VILLAGE), DUGGIRALA(MANDAL),GUNTUR(DISTRICT), ANDHRA PRADESH STATE, 508218 | 508218 |

Qualifying Examination

| | |
|---------------------------------|--|
| Type of the Exam * | Major Group Subjects of the Qualifying Exam * |
| BBM | OS |
| DO YOU POSSESS PG DEGREE ALSO : | AP |
| NO | CA |
| | Hall Ticket No of the Qualifying Examination * |
| | 3769 |
| | Year of App. / Passing the Qualifying Exam * |
| | 2022 |
| | Medium of Instruction at Qualifying Exam * |

SSC or Equivalent (10th Class) *

| Urban | SSC Hall Ticket No. * | Month of Posting * | Year of Posting * |
|-------|-----------------------|--------------------|-------------------|
| | 1115118014 | March | 2013 |

Intermediate or Equivalent (10+2) *

| Urban | Intermediate Hall Ticket No. * | Month of Posting * | Year of Posting * |
|-------|--------------------------------|--------------------|-------------------|
| | 78845122788 | March | 2018 |

What is Your Degree : 4 years

Place of Study

| Class - 8 * | Place / Village * | School Name / Institute Name * | Year Of First Appearance * | Year Of Pass * |
|-----------------------------|-------------------|--------------------------------|----------------------------|----------------|
| Rakimul | PLACE C8 | SCHOOL R C8 | 2008 | 2008 |
| Class - 10 * | Place / Village * | School Name / Institute Name * | Year Of First Appearance * | Year Of Pass * |
| Rakimul | PLACE C10 | SCHOOL R C 10 | 2008 | 2010 |
| Inter 1st Year/Equivalent * | Place / Village * | School Name / Institute Name * | Year Of First Appearance * | Year Of Pass * |
| Pelududi | PLACE H | INSTITUTE R 11 | 2010 | 2011 |
| Inter 2nd Year/Equivalent * | Place / Village * | School Name / Institute Name * | Year Of First Appearance * | Year Of Pass * |
| Muslyal | PLACE D | INSTITUTE R 12 | 2011 | 2012 |
| Degree 1st Year * | Place / Village * | School Name / Institute Name * | Year Of First Appearance * | Year Of Pass * |
| Chinnor | PLACE D-1 | INSTITUTE D-1 | 2012 | 2013 |
| Degree 2nd Year * | Place / Village * | School Name / Institute Name * | Year Of First Appearance * | Year Of Pass * |
| Chinnor | PLACE D2 | INSTITUTE D2 | 2013 | 2014 |
| Degree 3rd Year * | Place / Village * | School Name / Institute Name * | Year Of First Appearance * | Year Of Pass * |
| Tirupati | PLACE D3 | INSTITUTE D3 | 2014 | 2015 |

Local Area *

NOTE: For local status of students originated from Telangana to AP, refer home page

Details of Common Entrance Test

Photo & Signature *

Stream / Entrance Exam *

LAWCET 3 YEARS (ENTRANCE TEST FOR ADMISSION INTO THREE YEAR B.L.B.L COURSE)

Test Centre Preferences *

Preference 1: ANANTAPUR - Guntur

Preference 2: ANANTAPUR - Madanapalle

Preference 3: GUNTUR - Eluru

Preference 4: ANANTAPUR - Anantapur

Preference 5: ANANTAPUR - Anantapur



Are you appearing for Ed-CET also on the same date? *

NO

I have carefully gone through the instruction booklet and I am conversant with the instructions. I shall abide by the eligibility conditions and other regulations to be notified for appearing at the entrance test and admission into any course prescribed. Further, I assure that, I will not involve in any malpractice or illegal activities in the entrance test. In case, I have furnished any false information or involved in any malpractice or illegal activities, I am liable for punishment as per the existing law. I am responsible for the correctness of the above details filled in by me and the CONTROLLER, AP LAW CET is AP POLICE - 2025 is not responsible in any way. Mere appearing for the entrance examination does not confer any right for me to take admission.

Modify

Confirm / Proceed

A click on the Modify button enables the candidate to re-inspect the entire application to correct any errors or mistakes in the saved application.

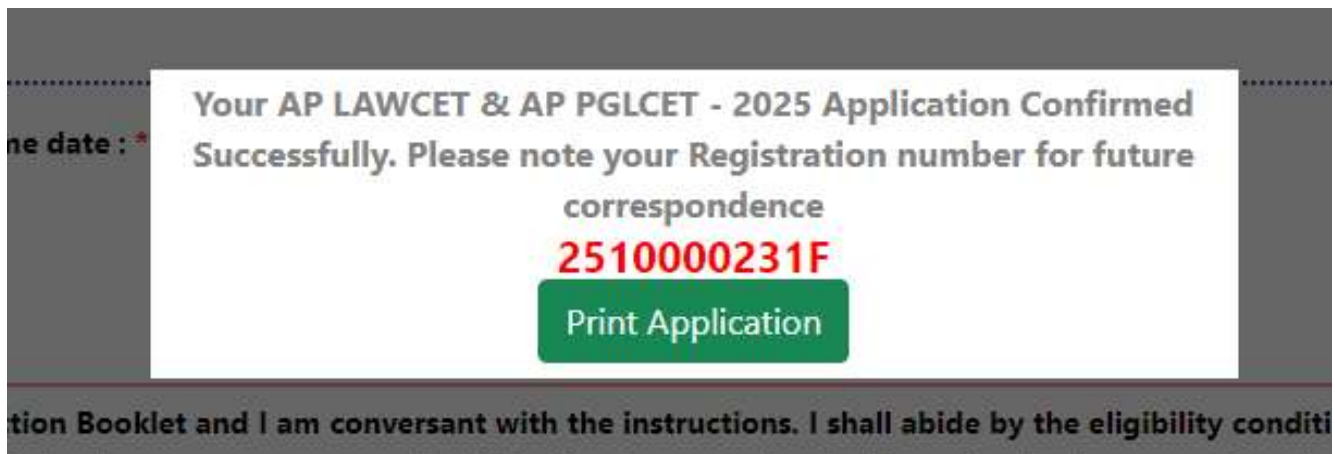
Confirm/Freeze: Click on Confirm/Freeze button for submitting the application.

I have carefully gone through the instruction Booklet and I am conversant with the instructions. I shall abide by the eligibility conditions and other regulations to be satisfied for appearing at the entrance test and admission into any course prescribed. Further, I assure that, I will not involve in any malpractice or illegal activities in the entrance test. In case, I have furnished any false information or involved in any malpractice or illegal activities, I am liable for punishment as per the existing law. I am responsible for the correctness of the above details filled in by me and the CONVENER, AP LAW CET & AP PGLCET - 2025 is not responsible in any way. Mere appearing for the entrance examination does not confer any right for me to take admission.

Modify

Confirm / Freeze

Clicking on the Confirm/Freeze button, candidates can view a pop up alert as “Your application is submitted successfully. Please note your Application Number for further reference”. Candidates can take print applications by clicking on the Print Application button which is useful for further correspondence.



“Your application was submitted successfully. Please note your Registration Number for further reference”.

Candidates can take print out of the application by clicking on the **Print** button present bottom of the application which is useful for further correspondence. The same should be submitted in the test center. Use the **Registration number** for future reference.



AP LAW COMMON ENTRANCE TEST - 2024

AMMUT/MPDET

Conducted by the Government of Karnataka, Department of Higher Education



1. Name of Candidate
 2. Last Qualifying Examination
 (a) Qualifying Exam Hall Ticket No.
 (b) Year of App. Passing the Qualifying Exam
 (c) Medium of Instruction in Qualifying Exam
 (d) Place of Study - Institution or Institution
 3. Name of Candidate's Name
 (a) Father's Name
 (b) Mother's Name
 (c) Date of Birth (in DD/MM/YYYY format)
 (d) Gender
 4. Last Category
 (a) Last Exam
 5. Last Date
 6. (a) Name of City / Municipality
 (b) District
 7. Name of the Candidate
 8. Last Date

LAWCET 3 YEARS ENTRANCE TEST FOR ADMISSION INTO THREE YEARS LL.B. COURSE:
 1994
 1998
 2002
 English
 College
 SANGEET
 FATHER N.
 MOTHER B.N.
 1998/24/08
 MALE
 BC - A
 PUNJAB
 2017
 Mysore
 Hassan
 District No. 1, India

Barcode for Registration Number
 Registration No. 123456789



Handwritten signature

| Class / Year | Category | Date / Year | Remarks |
|---------------------------|----------|-------------|-------------|
| 10th / 12th / 10th / 12th | General | 2017 / 2018 | Pass / Fail |
| 10th / 12th / 10th / 12th | General | 2017 / 2018 | Pass / Fail |
| 10th / 12th / 10th / 12th | General | 2017 / 2018 | Pass / Fail |

9. Place of Study - Institution
 (a) Hall Ticket Number & Year of Passing
 (b) Name of Institution / University & Year of Passing
 10. Last Date

11. (a) Contact Telephone Number (Mobile)
 (b) Address / Location
 12. Last Contact Information



| Signature | Signature | Signature |
|-------------|-------------|-------------|
| Signature 1 | Signature 2 | Signature 3 |
| Signature 4 | Signature 5 | Signature 6 |

13. (a) Declaration
 (b) Name of Candidate

Declaration: I have read the conditions of the examination and I am committed to the conditions. I shall abide by the eligibility conditions and other regulations to be published for the purpose of the entrance test and admission into the course pursued. Further, I assure that I will not indulge in any malpractice or attempt to do so at the entrance test. In case, I have furnished any false information or committed any malpractice or attempt to do so, I am liable for punishment as per the existing law.
 I am responsible for the correctness of the above details filled by me and the COMVEET, AP LAW CET & AP POLCET - 2024 is not responsible in anyway.
 Date: 2024-08-15 11:15 AM

After a search with photograph of Candidate is not obtained by a District Officer in the presence of the Candidate who is checked (Final in advance REPORTS SUBMISSION)

SIGNATURE and LEFT HAND THUMB (in presence of the candidate to be done in the presence of the Designator on the day of Examination in the Examination Hall)

SIGNATURE OF THE CANDIDATE in the presence of the Designator

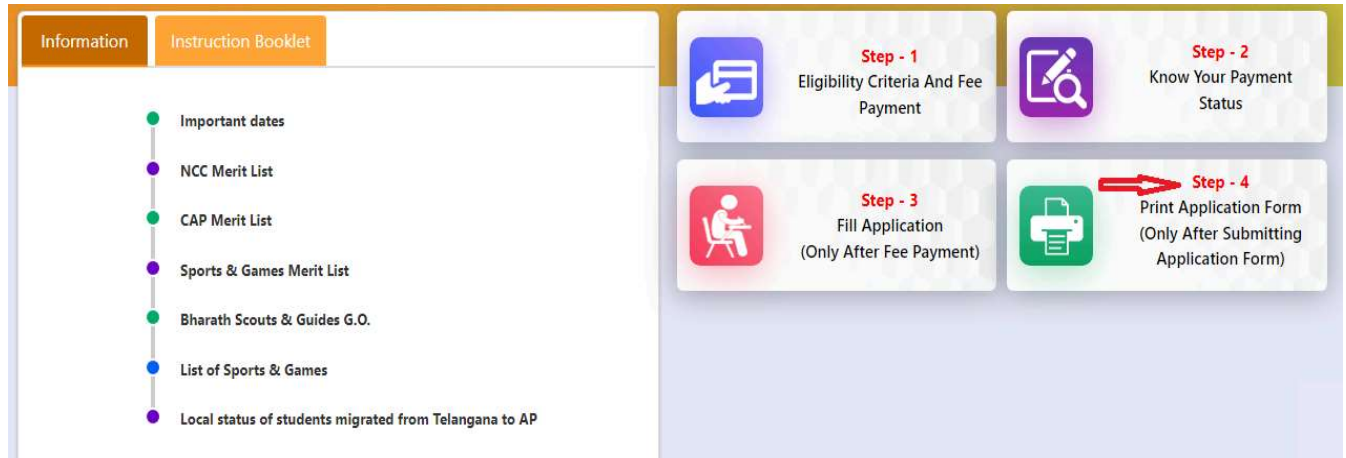
Left Thumb Impression

Note:
 1) ALL the candidates have to submit this form in the Examination Hall in the Designator.
 2) Candidates are not allowed into the Examination Hall even if they are LATE BY 15 MINUTE.
 3) This is computer Generated sheet and does not require the signature of the COMVEET, AP LAW CET & AP POLCET - 2024

Step 4: Print Application Form (Only After Submitting Application Form)

Candidates can print the submitted application form through this option.

Click on the Print Application Form tab from AP LAW CET -2025 Home page as shown in the screen below.



After clicking on the Print Application Form tab in AP LAW CET -2025 Home page, the Print Application Form for AP LAW CET-2025 page will be displayed then enter all the mandatory details and click on **Get Application Details** as shown in the screen below.

Print Application Form for AP LAW CET & AP PGL CET - 2025

| | | |
|---|--|---|
| Payment Reference ID * Enter Payment Reference ID | Registration Number * Enter Registration Number | Qualifying Examination Hall Ticket No * Enter Qualifying Examination Hall Ticket No |
| Mobile Number * Enter Mobile Number | Date of Birth * (dd/mm/yyyy) Enter Date of Birth | |

Get Print Application

After entering all the mandatory details and clicking on Get Application Details, the print copy of the AP LAW CET-2025 will be displayed for printing as shown in the screen below.

