

USER GUIDE TO FILL THE ONLINE APPLICATION FOR

AP ICET- 2025

URL: <https://cets.apsche.ap.gov.in/ICET>

The candidates are required to be ready with the **following mandatory / optional details** to fill in the appropriate fields before filling the Online Application Form:

The Mandatory / Optional details are as follows:

S.NO	Details Required	Documents to be Referred
1	Credit card or Debit card details (If payment is being made through Credit card / Debit card/Net Banking)	Credit Card / Debit Card/Net Banking Account User ID and its password
2	Qualifying Examination appeared or passed Hall ticket Number of the Qualifying Examination	Marks memos / Hall Ticket Number of Degree / Intermediate / 10th
3	Did you study Mathematics as one of the Subjects at Inter or Degree level?	Marks memos of degree / Intermediate (10 +2)
4	Date of Birth	10 th or Equivalent Certificate
5	Hall Ticket Number of SSC or Equivalent examination certificate	10 th or Equivalent Certificate
6	Income of Parents	Certificate issued by the MRO/ Competent Authority
7	Study Details	Study certificates from Class 6 to 10, +2 / Diploma and Degree
8	Category (SC, ST, BC, etc.) Application number of the Caste Certificate	Caste Certificate issued by the MRO/ Competent Authority
9	Special Category (NCC, PH, Sports, CAP, Bharat Scouts and Guides)	The Certificate issued by competent authority
10	Aadhaar Card details	12-digit number present in Aadhaar Card issued by UIDAI

APAAR ID

The **Automated Permanent Academic Account Registry (APAAR) ID**, also known as the **Academic Bank of Credits (ABC) ID**, is a unique lifelong academic identifier introduced under **NEP 2020** to streamline student records across educational institutions in India. It serves as a **digital academic passport**, consolidating achievements, credits, and credentials in a secure and accessible system, enabling seamless mobility between institutions.

In case the student does not have a valid APAAR or ABC id, the student can create APAAR id using the following steps.

To create an **APAAR ID** or **ABC ID**, follow these steps:

Step 1: Visit the Official Portal

Go to the **Academic Bank of Credits (ABC) Portal**: <https://www.abc.gov.in>

Step 2: Sign Up Using Aadhaar

- Click on "**Sign Up**" and choose **Student**.
- Enter your **Aadhaar number** for verification (OTP will be sent to the linked mobile number).

Step 3: Fill in Details

- Provide **basic details** such as name, date of birth, and educational institution details.
- Link your **university/college/school** to the ID.

Step 4: Generate Your APAAR/ABC ID

- Your **ABC ID (12-digit unique ID)** will be generated.
- You can now access your **academic records, credits, and certifications** digitally.

The following 'system requirements' are needed to comfortably browse APICET 2025 official website <https://cets.apsche.ap.gov.in/ICET>

SYSTEM REQUIREMENTS:

For better viewing of AP ICET-2025 website <https://cets.apsche.ap.gov.in/ICET> and smooth Application submission through ONLINE mode, the candidates are hereby informed to use the following computer system.

- **Google Chrome Latest Version**
- **Adobe Acrobat Reader Latest Version**
- **Disable the pop-up blocks and uninstall all the Script blockers.**

AP ICET 2025 - FEE PAYMENT AND ONLINE APPLICATION FORM FILLING PROCESS

VISIT: <https://cets.apsche.ap.gov.in/ICET>

The screenshot displays the AP ICET - 2025 website. The header features the AP ICET logo on the left, the title "AP ICET - 2025" in the center, and the subtitle "Integrated Common Entrance Test (Conducted by Andhra University, Visakhapatnam on behalf of APSCHE)" below it. A navigation bar includes links for Home, About Us, Important Dates, Notification, Corrections, User Guide, and Contact Us. The main content area is divided into two sections: "Information" and "Instruction Booklet & Syllabus". The "Information" section lists several links: NCC, CAP Merit List, Sports & Games Merit List, Bharath Scouts & Guides G.O., List of Sports & Games, and Local status of students migrated from Telangana to AP. The "Instruction Booklet & Syllabus" section contains four steps: Step 1 (Eligibility Criteria And Fee Payment), Step 2 (Know Your Payment Status), Step 3 (Fill Application (Only After Fee Payment)), and Step 4 (Print Application Form (Only After Submitting Application Form)). Each step is accompanied by a corresponding icon. An "Activate Windows" watermark is visible in the bottom right corner.

Stage 1: On your Internet Browser, type the website address

<https://cets.apsche.ap.gov.in/ICET> and press **Enter**. The following screen is displayed on the computer screen.

There are 4 **Steps** in filling the AP ICET 2025 online application.

Step-1: Eligibility Criteria & Fee Payment: Candidate can make Online Fee Payment through this option.

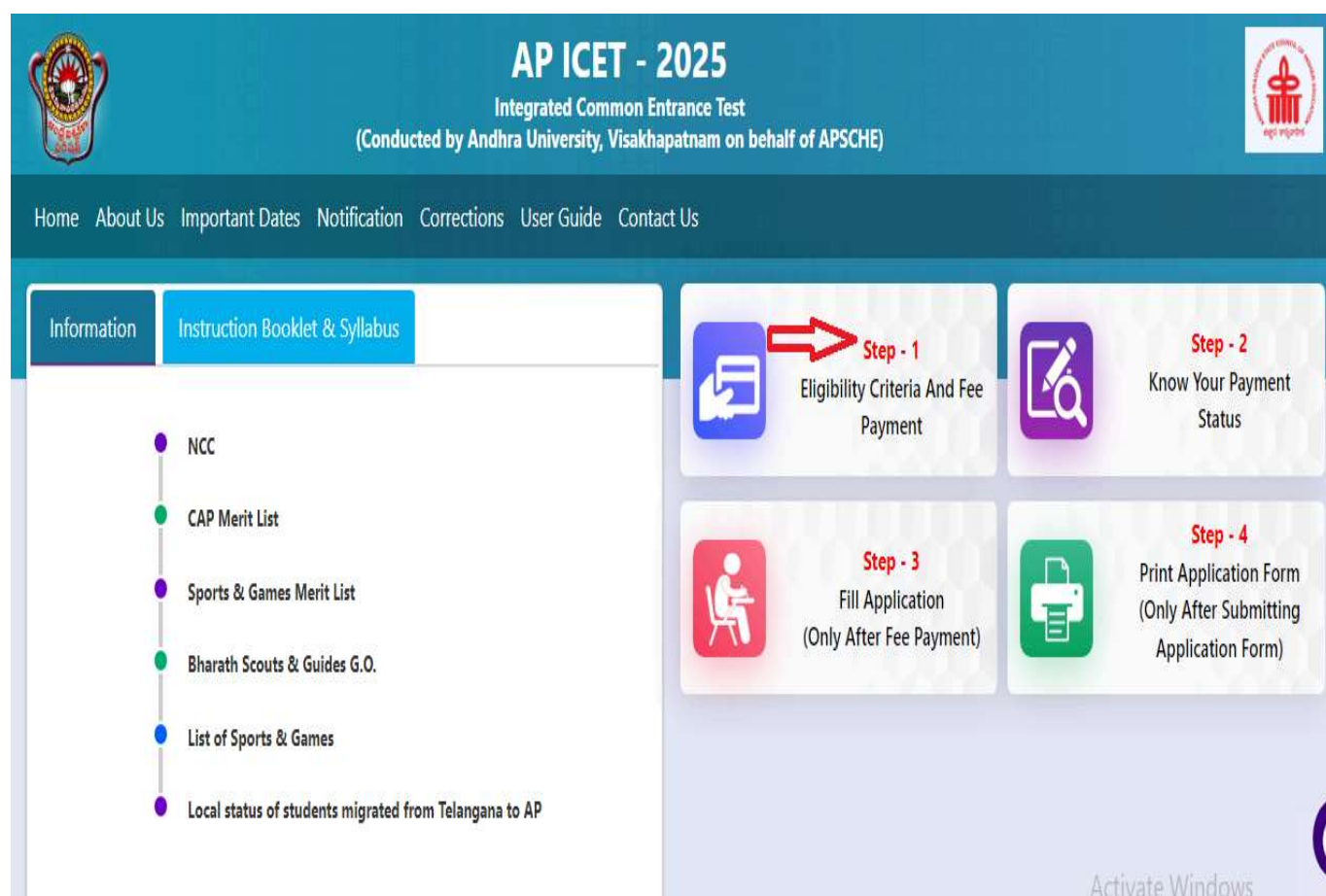
Step-2: Know your Payment status: Candidate can check Success/Failure status of Fee Payment

Step-3: Fill Application (Only After Fee Payment): After fee payment by Debit/Credit/Net Banking modes, candidates should fill in the Application through this option.

Step-4: Print Application Form (Only After Submitting Application Form): After application form submission, candidate can print the submitted form.

Step 1: Fee Payment

Select **Fee Payment Tab** from AP ICET-2025 home page as shown in the screen below.



After clicking on **Fee Payment** Tab, a web page will be displayed as shown in the screen below



AP ICET - 2025

Integrated Common Entrance Test
(Conducted by Andhra University, Visakhapatnam on behalf of APSCE)



[Home](#) [About Us](#) [Important Dates](#) [Notification](#) [Corrections](#) [User Guide](#) [Contact Us](#)

Fee Payment for AP ICET - 2025

Qualifying Exam Degree Hall Ticket Number * :

Candidate's Name * :

Date of Birth * (as per SSC or Equivalent) :

Mobile Number * :

Mobile Number Mentioned Above Is My * :

☒ Self ☐ Father ☐ Mother ☐ Relative

Alternate Mobile Number :

E-Mail ID * :

Category * :

☐ OC ☐ BC A ☐ BC B ☐ BC C ☐ BC D ☐ BC E ☐ SC ☐ ST

Sub-Caste * :

Payment Options (Convenience charges as applicable) * :

☐ PAYTM NB

☐ I have carefully read the eligibility criteria and found eligible. In the event I am found not eligible at any stage of the admission process, my admission stands cancelled.

[Proceed To Pay](#)

NOTE : In case your account is debited and the website gets disconnected before payment receipt generation, kindly compulsory check your Payment Status using [Know Your Payment Status](#) option by providing your details. If you get message "Payment Details Not Found", candidate is requested to go for a fresh payment and the amount for the failed transaction will be refunded to their debited bank account in 7 to 10 working days.

Fill in the details given in the web page. The details are **Qualifying Examination Degree Hall Ticket No, Candidate's Name as in SSC or equivalent certificate, Date of Birth, Mobile Number, Mobile No Mentioned above is My**, **Alternate Mobile Number, E-Mail ID Category, Sub-Caste and Fee Amount Options, Fee Payment** (will be populated automatically on selecting the category and payment mode) as shown in the screen below.

PAYMENT BY NETBANKING / CREDIT / DEBIT CARD MODE: Registration fee can be paid through Net Banking or Credit Card or Debit Card.

Select the appropriate radio button for payment of registration fee as shown in the screen below:

AP ICET Application Form 2025 Fee:

OC	BC	SC/ST
Rs 650	Rs 600	Rs 550

Candidates need to fill all the mandatory fields and Click on the “**Proceed To Pay**” button. And, after clicking on the **Proceed To Pay** button, the control will lead you to the **Modal Popup Preview** as shown in the screen below.

Confirm below Payment Details

Qualifying Exam Degree HallTicket Number	:	7818
Candidate's Name	:	sandeep
Date of Birth(as per SSC or Equivalent)	:	27/08/2000
Mobile Number	:	
Mobile Number Mentioned Above Is My	:	Self
Alternate Mobile Number	:	
E-Mail ID	:	
Category	:	BC_A
Sub-Caste	:	goud
Payment Option	:	PAYTM NB
Fee Amount	:	Rs. 600.00/-

After clicking on the **Confirm** button, the control will lead you to the **BANK PAYMENT GATEWAY** as shown in the screen below.

APTONLINE LIMITED Reference No : EBSPA150358BD4F76
Amount : 617.71

Cards

Pay using ☒ VISA ☐ MasterCard ☐ RuPay

For Maestro cards, please enter Expiry Date and CVV no. if available or else ignore and proceed.

Card number : *

Card holder name :

Expiry date :

CVV number :

Your transaction is processed through a secure 2048 bit https internet connection based on secure socket layer technology. For security purposes, your following details have been logged.
IP address 182.78.33.220 and access time Fri Mar 15 12:22:04 IST 2024.

(NOTE: During the Payment processes, DO NOT double click on buttons or click on Back / Refresh buttons or DO NOT close the Browser web page abruptly; maintain patience as prompted on the screen).

The confirmation of successful payment of Registration Fee is shown with the “**Your Payment done successfully**” item in the below web page as **Payment Status** along with “**Payment Id**”. **(Note: Save /**

Preserve both the Payment ID and reference number for future correspondence). Click on the button “**Proceed to Fill Application**” and you will be taken to the next screen.

Payment Success for AP ICET - 2025

Your Payment done Successfully

Payment ID	:	P5510000453F
Candidate's Name	:	SANDEEP
Qualifying Examination Hall Ticket No	:	7818
Payment Reference Number	:	PTM10032C364621E
Mobile Number	:	9014441659
Total Amount	:	617.70

Note : Please note the above mentioned Payment ID for all your future correspondence

[Proceed to Fill Application](#)

Click on “**Proceed to Fill Application**” to fill the application immediately and you will be taken to the Application screen as described in step 3. If you choose another day to fill the application, simply close the window and in such case, you need to start from step3.

In a rare case, if the amount is deducted from your account and Payment ID is not displayed, wait for a few hours and check your payment status as described in step 2.

Otherwise pay the registration fee again as in step 1 on the next day. The amount deducted from your account made in the first attempt will be refunded or rolled back into your account (into the account from which the transaction is initiated).

Step 2: Know Your Payment Status

The candidate can also check the status of payment made through this option. Click on **Know Your Payment Status** tab from AP ICET-2025 home page for checking the status of the payment as shown in the below screen.

The screenshot displays the AP ICET - 2025 website interface. The top navigation bar includes links for Home, About Us, Important Dates, Notification, Corrections, User Guide, and Contact Us. The main content area is divided into two sections: 'Information' and 'Instruction Booklet & Syllabus'. The 'Information' section lists various categories with corresponding icons: NCC, CAP Merit List, Sports & Games Merit List, Bharath Scouts & Guides G.O., List of Sports & Games, and Local status of students migrated from Telangana to AP. The 'Instruction Booklet & Syllabus' section features four steps: Step 1 (Eligibility Criteria And Fee Payment), Step 2 (Know Your Payment Status), Step 3 (Fill Application), and Step 4 (Print Application Form). Step 2 is highlighted with a red arrow, indicating the current step. The bottom right corner of the page has an 'Activate Windows' watermark.

After clicking on **Know Your Payment Status** Tab, the following page will be displayed. Furnish the same hall ticket number and mobile number as given in step 1 and click on **Check Payment Status** button as shown in the screen below.

Know Your Payment Status for AP ICET - 2025

Qualifying Examination Degree Hall Ticket No *
7818

Mobile Number *
9876543210

Check Payment Status

After clicking on the **Check Payment Status** button, the following success/Failure page will be displayed as shown in the screen below.

Know Your Payment Status for AP ICET - 2025

Qualifying Examination Degree Hall Ticket No *
7818

Mobile Number *
9876543210


Check Payment Status

S.No.	Payment Reference ID	Status
1	P5510000453F	SUCCESS

Step 3: Fill Application (Only After Fee Payment)


Candidate can start filling the application by selecting the tab **"Fill Application (Only After Fee Payment)"**

Click on Fill Application from the home page of AP ICET-2025 shown in the screen below.



AP ICET - 2025


Integrated Common Entrance Test
(Conducted by Andhra University, Visakhapatnam on behalf of APSCHE)




[Home](#)
[About Us](#)
[Important Dates](#)
[Notification](#)
[Corrections](#)
[User Guide](#)
[Contact Us](#)

[Information](#)
[Instruction Booklet & Syllabus](#)


- NCC
- CAP Merit List
- Sports & Games Merit List
- Bharath Scouts & Guides G.O.
- List of Sports & Games
- Local status of students migrated from Telangana to AP




Step - 1
Eligibility Criteria And Fee Payment



Step - 2
Know Your Payment Status




Step - 3
Fill Application
(Only After Fee Payment)



Step - 4
Print Application Form
(Only After Submitting Application Form)


Activate Windows

After clicking the Fill Application Form tab, a web page will be opened to fill the required details and click on Proceed to Fill Application as shown in the screen below.



AP ICET - 2025

Integrated Common Entrance Test
(Conducted by Andhra University, Vizag on behalf of APSCHE)




[Home](#)
[About Us](#)
[Important Dates](#)
[Notification](#)
[Corrections](#)
[Mock Test](#)
[User Guide](#)
[Contact Us](#)

Application Form for AP ICET - 2025

Payment Reference ID *
P5510000453F

Qualifying Examination Degree Hall Ticket No *
7818

Mobile Number *


Date of Birth * (dd/mm/yyyy)
18/08/2000

Proceed to Fill Application

In the application form, the fields marked with '*' symbols are MANDATORY which cannot be left blank without providing information. The details provided during the Registration Fee payment are frozen and cannot be edited.

Application form for AP ICET - 2025

Payment Reference ID *

PS100094EDF

Qualifying Examination Degree Roll/Token No

7818

Mobile Number *

9016441259

Date of Birth * (dd/mm/yyyy)

11/08/2000

Candidate Details

Candidate's Name * (as per SSC or Equivalent Records)

SANDIP

Father's Name * (as per SSC or Equivalent Records)

ENTER FATHER'S NAME

Mother's Name * (as per SSC or Equivalent Records)

ENTER MOTHER'S NAME

Date of Birth * (dd/mm/yyyy)

10/06/2000

Gender *

☐ Male

☐ Female

☐ Transgender

Aadhaar Card Number *

Enter Aadhaar Card Number

ANAR ID

Enter ANAR ID

Ration Card Number

Enter Ration Card Number

Annual Income of the Parents (Rs.) *

☒ Below Rs.1 Lakh

☐ Above Rs.1 Lakh and Below Rs.2.5 Lakh

☐ Above Rs.2.5 Lakh and Below Rs.8 Lakh

☐ Above Rs.8 Lakh

Income Certificate Number

Enter Income Certificate Number

Category *

BC_A

Sub-Caste *

goud

Caste Certificate Number

Enter Caste Certificate Number



Special Reservation Category

☐ National Cadet Corps (NCC)

☐ Children of Armed Personnel (CAP)

☐ Sports & Games

☐ Bharat Scouts and Guides

PH (Physically Handicapped)

☐ Blindness and Low vision

☐ Deaf and hard hearing

☐ Locomotor disability including cerebral palsy, leprosy cured, dwarfism, acid attack victims and muscular dystrophy

☐ Autism, Intellectual Disability, Specific Learning disability, Mental illness

☐ Multiple disability from amongst person under clause (b) to (d) including deaf-blindness in the parts identified for each disability

Minority / Non-Minority *

☒ Non-Minority

☐ Minority

Minority / Non-Minority *

☒ Non-Minority ☐ Minority

Present Address

State *	District *	Mandal *	Village *
<input type="text"/>	<input type="text"/>	<input type="text"/>	<input type="text"/>
Flat No. / House No. / Street / Locality (or) C/O *			Pin Code *
<input type="text"/>			<input type="text"/>
Mobile Number *	Alternate Mobile Number	Telephone Number (Landline)	E-Mail ID *
<input type="text"/>	<input type="text"/>	<input type="text"/>	<input type="text"/>

Permanent Address

☐ Permanent Address Same as Present Address

State *	District *	Mandal *	Village *
<input type="text"/>	<input type="text"/>	<input type="text"/>	<input type="text"/>
Flat No. / House No. / Street / Locality (or) C/O *			Pin Code *
<input type="text"/>			<input type="text"/>

Qualifying Examination Degree

Type of the Exam *

- ☐ BCA
- ☐ B.Sc. (CS or IT)
- ☐ BE / B.TECH / BARCHITECT / ANY BACHELOR DEGREE OF 3 YEARS DURATION
- ☐ BE / B.TECH (Lateral Entry)
- ☐ ANY BACHELOR DEGREE OF 3 YEARS DURATION
- Do you have Maths subject at Inter or Degree level *
- ☐ YES ☒ NO

Major Group Subjects of the Qualifying Exam *

<input type="text"/>
<input type="text"/>
<input type="text"/>

Hall Ticket No of the Qualifying Degree Examination *

Year of App. / Passing the Qualifying Degree Exam *

Medium of Instruction at Qualifying Exam *

☒ English ☐ Telugu ☐ Urdu ☐ Others

SSC or Equivalent (10th Class) *

<input checked="" type="radio"/> Urban	SSC Hall Ticket No *	Month of Passing *	Year of Passing *
<input type="radio"/> Rural	<input type="text"/>	<input type="text"/>	<input type="text"/>

Intermediate or Equivalent (10+2) *

<input checked="" type="radio"/> Urban	Intermediate Hall Ticket No *	Month of Passing *	Year of Passing *
<input type="radio"/> Rural	<input type="text"/>	<input type="text"/>	<input type="text"/>

Place of Study

(Year of pass shall be equal or greater than year of first appearance)

Class 9 *	Place / Village *	School Name / Institute Name *	Year Of First Appearance *	Year Of Pass *
<input type="text"/>	<input type="text"/>	<input type="text"/>	<input type="text"/>	<input type="text"/>
Class 10 *	Place / Village *	School Name / Institute Name *	Year Of First Appearance *	Year Of Pass *
<input type="text"/>	<input type="text"/>	<input type="text"/>	<input type="text"/>	<input type="text"/>
Inter 1st year *	Place / Village *	School Name / Institute Name *	Year Of First Appearance *	Year Of Pass *
<input type="text"/>	<input type="text"/>	<input type="text"/>	<input type="text"/>	<input type="text"/>
Inter 2nd year *	Place / Village *	School Name / Institute Name *	Year Of First Appearance *	Year Of Pass *
<input type="text"/>	<input type="text"/>	<input type="text"/>	<input type="text"/>	<input type="text"/>
Degree 1st year *	Place / Village *	School Name / Institute Name *	Year Of First Appearance *	Year Of Pass *
<input type="text"/>	<input type="text"/>	<input type="text"/>	<input type="text"/>	<input type="text"/>
Degree 2nd Year *	Place / Village *	School Name / Institute Name *	Year Of First Appearance *	Year Of Pass *
<input type="text"/>	<input type="text"/>	<input type="text"/>	<input type="text"/>	<input type="text"/>

Place of Study

(Year of pass shall be equal or greater than year of first appearance)

Class 9 *	Place / Village *	School Name / Institute Name *	Year Of First Appearance *	Year Of Pass *
<div>—Select—</div>	<div>Enter Place / Village</div>	<div>Enter School Name / Institute Name</div>	<div>—Select—</div>	<div>—Select—</div>
Class 10 *	Place / Village *	School Name / Institute Name *	Year Of First Appearance *	Year Of Pass *
<div>—Select—</div>	<div>Enter Place / Village</div>	<div>Enter School Name / Institute Name</div>	<div>—Select—</div>	<div>—Select—</div>
Inter 1st year *	Place / Village *	School Name / Institute Name *	Year Of First Appearance *	Year Of Pass *
<div>—Select—</div>	<div>Enter Place / Village</div>	<div>Enter School Name / Institute Name</div>	<div>—Select—</div>	<div>—Select—</div>
Inter 2nd year *	Place / Village *	School Name / Institute Name *	Year Of First Appearance *	Year Of Pass *
<div>—Select—</div>	<div>Enter Place / Village</div>	<div>Enter School Name / Institute Name</div>	<div>—Select—</div>	<div>—Select—</div>
Degree 1st year *	Place / Village *	School Name / Institute Name *	Year Of First Appearance *	Year Of Pass *
<div>—Select—</div>	<div>Enter Place / Village</div>	<div>Enter School Name / Institute Name</div>	<div>—Select—</div>	<div>—Select—</div>
Degree 2nd year *	Place / Village *	School Name / Institute Name *	Year Of First Appearance *	Year Of Pass *
<div>—Select—</div>	<div>Enter Place / Village</div>	<div>Enter School Name / Institute Name</div>	<div>—Select—</div>	<div>—Select—</div>
Degree 3rd year *	Place / Village *	School Name / Institute Name *	Year Of First Appearance *	Year Of Pass *
<div>—Select—</div>	<div>Enter Place / Village</div>	<div>Enter School Name / Institute Name</div>	<div>—Select—</div>	<div>—Select—</div>

Local Area *

For local status of students migrated from Telangana to AP, refer home page

Test Centre Preferences

Preference 1 *

—Select—

Preference 2 *

—Select—

Preference 3 *

—Select—

Preference 4 *

—Select—

Preference 5 *

—Select—

Photo & Signature *





Photo (- 100kb (jpg, jpeg)

Choose File

No file chosen



Signature (- 100kb (jpg, jpeg)

Choose File

No file chosen

☐ I have carefully gone through the instruction booklet and I am conversant with the instructions. I shall abide by the eligibility conditions and other regulations to be satisfied for appearing at the entrance test and admission into any course prescribed. Further, I assure that, I will not involve in any malpractice or illegal activities in the entrance-test. In case, I have furnished any false information or involved in any malpractice or illegal activities, I am liable for punishment as per the existing law. I am responsible for the correctness of the above details filled in by me and the CONVENOR, APICET - 2025 is not responsible in any way. Mere appearing for the entrance examination does not confer any right for me to take admission.

Save

Preview / Submit

SAVE - Will record the partially filled details in the Database. The same can be retrieved at your convenience and you can continue to fill the rest and submit the form.

PREVIEW / SUBMIT - You will have a chance to preview your application and then finally confirm your application by clicking on Confirm button.

Candidates need to fill in the following details in the application form:

Candidate Details:

Candidate Details

Candidate's Name ^{*(as per SSC or Equivalent Records)}

SANDEEP

Father's Name ^{*(as per SSC or Equivalent Records)}

ENTER FATHER'S NAME

Mother's Name ^{*(as per SSC or Equivalent Records)}

ENTER MOTHER'S NAME

Date of Birth ^{*(dd/mm/yyyy)}

18/08/2000

Gender ^{*}

☐ Male

☐ Female

☐ Transgender

Aadhaar Card Number ^{*}

Enter Aadhaar Card Number

APAAR ID

Enter APAAR ID

Ration Card Number

Enter Ration Card Number

Candidate Name: Name of candidate as entered in fee payment screen will be displayed here and cannot be modified or edited.

Father's Name: The candidate has to enter his / her father's name as per 10th class records in the space provided in CAPITAL LETTERS.

Mother's Name: The candidate has to enter his / her mother's name as per 10th class records in the space provided in CAPITAL LETTERS.

Date of Birth: Date of Birth as entered in the fee payment screen will be displayed here and cannot be modified or edited.

Gender: Select your Gender among the three options given.

Aadhaar Card Number: Enter your 12 digit Aadhar Card number provided by UIDAI.

APAAR ID: Enter the APAAR ID number of the candidate. (Hint: Refer to the item# 11 in the table of mandatory / optional details given at the beginning of the user guide)

Ration Card Number: Enter the Ration card number of your family.

Annual Income of the Parents (in Rs.): Select any one of the four options provided as given below regarding the "Annual Income of the Parents (Rs.):" A valid income certificate issued by competent authority with certificate number shall be entered.

Note: Annual Income of the Parents will be auto-populated on entering Income Certificate Number. Select **Yes** or **No** to confirm the details populated by the application system as shown in the screen below.

Annual Income of the Parents (Rs.) ^{*}

☒ Below Rs 1 Lakh

☐ Above Rs 1 Lakh and Below Rs 2.5 Lakhs

☐ Above Rs 2.5 Lakhs and below Rs 8 Lakhs

☐ Above Rs 8 Lakhs

Income Certificate Number

Enter Income Certificate Number

If the candidate's **Annual Income of the Parents** is not auto-populated on entering **Income Certificate Number**, the candidate should enter the **Income** manually.

Caste Category: Caste Category is frozen in the application as it is provided in the Fee Payment Step 1, Enter. **Caste Category Certificate Number** issued by the competent authority in the caste category field as shown in the screen below.

Note: Caste Certificate Details will be auto-populated on entering Caste Certificate Number.

Select **Yes** or **No** to confirm the details populated by the application system as shown in the screen below.

Category *
BC_D

Sub-Caste *
SubCast bcd

Caste Certificate Number
20004569384604

Caste Certificate Details *

Candidate Name	:	DONREDDI SANGA BHAVANI
Father Name	:	BITTAMAH
Category	:	RAJASTHAN (SCA)
Confirm Your Caste Certificate Details	:	<input checked="" type="radio"/> Yes <input type="radio"/> No

Select **Yes** or **No** to confirm the details populated as shown in the screen above.

If the candidate's **Caste Certificate Details** are not auto populated on entering **Caste Certificate Number**, the candidate should enter the **Caste Certificate Number** manually.

Note: EWS option in the application will be visible only if the candidate belongs to the OC category.

Eligible for EWS (Economically Weaker Sections): Click on Yes if you are eligible for EWS and have a valid EWS certificate issued by competent authority. After clicking on 'Yes' you have to enter the EWS certificate number manually and this will be verified at Helpline Centre.

EWS(Economically Weaker Section) Eligibility *

EWS Eligibility * ☒ Yes ☐ No

EWS Certificate Number
Enter EWS Certificate Number

Special Reservation Category: Reservations are provided for candidates with NCC, CAP, Sports & Games categories, Bharat Scouts and Guides also. Select the applicable categories.

Special Reservation Category

☐ National Cadet Corps (NCC)

☒ Children of Armed Personnel (CAP)

☒ Sports & Games

☐ Bharat Scouts and Guides

Note: If the candidate is Physically Handicapped, select the type of disability.

PH (Physically Handicapped)

☐ Blindness and Low vision

☐ Deaf and hard hearing

☒ Locomotor disability including cerebral palsy, leprosy cured, dwarfism, acid attack victims and muscular dystrophy

☒ Autism, Intellectual Disability, Specific Learning disability, Mental Illness

☐ Multiple disability, from amongst persons under clauses (a) to (d) including deaf-blindness in the posts identified for each disability

Do You Require Scribe?

☐ Yes ☒ No

Sadarem Number (17 Digits)

01001340190112027

Sadarem Certificate Details will be auto populated on entering **Sadarem Number**. Select **Yes** or **No** to confirm the details populated by the application system as shown in the screen below.

Sadarem Certificate Details	
Candidate Name	: Tejendra Bhargava
PH Category	: Visual Impairment
Percentage	: 40.0
Confirm Your Sadarem Details	: <input checked="" type="radio"/> Yes <input type="radio"/> No

If the candidate's **Sadarem Certificate Details** are not auto populated on entering **Sadarem Number**, candidate should enter the **Sadarem Number** manually.

Minority/ Non-Minority: If the candidate belongs to any of the minority communities such as Muslim, Christian, Buddhist, Sikh, Jain, Zoroastrian or Other minority, click on the Minority button and select the applicable minority. Otherwise, if the candidate does not belong to a Minority community, then the non-Minority option has to be clicked.

Minority / Non-Minority *

☒ Non-Minority ☐ Minority

Address:

Candidate should enter his/her Present/Permanent address with the following fields State, District, Mandal, Village , Flat No./ House No./ Street / Locality or C/O ,Pin code, Mobile No & Email ID as shown in the screen below

Present Address

State *

--Select--

District *

--Select--

Mandal *

--Select--

Village *

--Select--

Flat No. / House No. / Street / Locality (or) C/O *

Enter Present Flat No. / House No. / Street / Locality (or) C/O

Pin Code *

Enter Present Pin Code

Mobile Number *

9014441659

Alternate Mobile Number

Enter Alternate Mobile Number

Telephone Number (Landline)

Enter TelePhone Number (Landline)

E-Mail Id *

sandeep.nagireddy@aptonline.in

Permanent Address

☐ Permanent Address Same as Present Address

State *

--Select--

District *

--Select--

Mandal *

--Select--

Village *

--Select--

Flat No. / House No. / Street / Locality (or) C/O *

Enter Permanent Flat No. / House No. / Street / Locality (or) C/O

Pin Code *

Enter Permanent Pin Code

State: Candidates have to Select his/her State Name.

District: Candidates have to Select his/her District Name.

Mandal: Candidates have to Select his/her Mandal Name.

Village: Candidates have to Select his/her Village Name.

If the candidate selects a state other than **ANDHRA PRADESH** state then textboxes will be enabled instead of dropdown lists for district, mandal and village and the candidate should enter the details in the text boxes; the same process repeats on selection of OTHER options in District, Mandal and Village dropdown lists.

Flat No. / House No. / Street / Locality (Or) C/O: Candidate should enter his/her Flat No or House No or Street or Locality or C/O.

Pin Code: Candidate should enter his/her 6-digit Pin Code of their locality / village.

Mobile Number & Email ID: (Mobile No & Email ID will be auto populated which was furnished at the time of Fee Payment I.e., in Step 1).

Alternate Mobile Number, Telephone Number (Landline): Candidate can enter another contact number or Landline Number which will be used to contact in case the Primary Mobile Number is not reachable.

Email Id: Email Id will be auto-populated as it is provided during Fee Payment (Step-1).

Note: Select **Permanent Address** check box if the present address is your **Permanent Address**

Qualifying Examination:

Select the appropriate type of qualifying examination and also enter the names of the major group subjects (other than language subjects).

Enter the hall ticket number of the qualifying examination (Degree) and the year of passing the qualifying examination / appearing for the final year of qualifying examination.

Medium of Instruction at Qualifying Exam: Enter the medium of instruction at the Qualifying examination.

Mathematics at Inter or Degree level: Also mention whether you have passed in Mathematics at Degree or Intermediate (10 + 2) level by selecting **yes** or **no** buttons.

Qualifying Examination Degree

Type of the Exam *

- ☐ BCA
- ☐ B.Sc. (CSE or IT)
- ☐ BE / B.TECH / BPHARMACY / ANY BACHELOR DEGREE OF 4 YEARS DURATION
- ☐ BE / B.TECH (Lateral Entry)
- ☐ ANY BACHELOR DEGREE OF 3 YEARS DURATION

Do you have Maths subject at Inter or Degree level *

- ☐ YES ☒ NO

Major Group Subjects of the Qualifying Exam *

Enter Major Group Subject-1

Enter Major Group Subject-2

Enter Major Group Subject-3

Hall Ticket No of the Qualifying Degree Examination *

7818

Year of App. / Passing the Qualifying Degree Exam *

--Select--

Medium of Instruction at Qualifying Exam *

- ☒ English ☐ Telugu ☐ Urdu ☐ Others

SSC or Equivalent (10th Class): Candidate should select Urban or Rural location where he pursued his 10th class study, Enter the SSC (10th class) or Equivalent Hall Ticket No., Month of Passing and Year of Passing.

On entering SSC Hall Ticket No, Month of Passing & Year of passing, Candidate details will be populated if the candidates' details are available in database as shown in the screen below

Candidates should enter SSC/Equivalent details manually If the candidates' details are not auto populated.

SSC or Equivalent (10th Class) *				Intermediate or Equivalent (10+2) *			
<input checked="" type="radio"/> Urban	Hall Ticket No *	Month of Passing *	Year of Passing *	<input checked="" type="radio"/> Urban			
<input type="radio"/> Rural	142XXXXXX	March	2014	<input type="radio"/> Rural			
SSC Education Details							
Candidate Name		:	XXXXXXXXXXXX				
Father Name		:	XXXXXXXXXXXX				
Date of Birth		:	14/03/1999				
School Name		:	RAJU HIGH SCHOOL(EM & TM), RAYACHOTI				

Intermediate or Equivalent (10+2): Candidate should select Urban or Rural location where he pursued his 10+2 classes of study Enter the Intermediate / 10+2 or Equivalent Hall Ticket No, Month of Passing and Year of Passing.

Places of Study: The candidate has to select the district name from the drop-down values related to his study for each of class starting from Class-6 to Degree completion.

However, if a candidate has studied in a state other than Andhra Pradesh, then select OTHER STATES. If studied outside India, select OTHER COUNTRY

Place of Study				
Class - 7 *	Place / Village *	School Name / Institute Name *	Year Of First Appearance *	Year Of Pass *
Anantapur	p7	s7	2016	2017
Class - 8 *	Place / Village *	School Name / Institute Name *	Year Of First Appearance *	Year Of Pass *
Anantapur	p8	s8	2017	2018
Class - 9 *	Place / Village *	School Name / Institute Name *	Year Of First Appearance *	Year Of Pass *
Nandyal	p9	s9	2018	2019
Class - 10 *	Place / Village *	School Name / Institute Name *	Year Of First Appearance *	Year Of Pass *
Palnadu	p10	s10	2019	2020
Diploma 1st Year *	Place / Village *	School Name / Institute Name *	Year Of First Appearance *	Year Of Pass *
NTR	pd1	sd1	2020	2022
Diploma 2nd Year *	Place / Village *	School Name / Institute Name *	Year Of First Appearance *	Year Of Pass *
Palnadu	pd2	sd2	2022	2023
Diploma 3rd Year *	Place / Village *	School Name / Institute Name *	Year Of First Appearance *	Year Of Pass *
Kurnool	pd3	sd3	2023	2024

Local Area *
SVU

For local status of students migrated from Telangana to AP, refer home page

Local Area: Based on the places of study during the preceding 7 years of the qualifying examination, local area is decided.

On entering the candidate's places of study, the local area of the candidate is auto populated by the application system i.e., AU, SVU, Other state. However, these credentials will be verified based on the certificates produced at the time of admission.

Test Centre Preference: Candidates are given option to choose minimum **five** Test Center Preferences choice as shown in the screen below

Test Centre Preferences	Photo & Signature *
<p>Preference 1 *</p> <p>--Select--</p> <p>Preference 2 *</p> <p>--Select--</p> <p>Preference 3 *</p> <p>--Select--</p> <p>Preference 4 *</p> <p>--Select--</p> <p>Preference 5 *</p> <p>--Select--</p>	<p></p> <p>Photo (<50kb jpg, jpeg)</p> <p>Choose File No file chosen</p> <p></p> <p>Signature (<30kb jpg, jpeg)</p> <p>Choose File No file chosen</p>

Photo and Signature:

DON'T FORGET to upload your Photograph & Signature. A good quality passport size photograph in **.jpg or .jpeg of less than 50Kb** and signature signed with a black pen on a white paper shall be scanned and saved as **.jpg or .jpeg of less than 30Kb** shall be uploaded by clicking on **Choose File** button under the photograph and signature panels and selecting the files already kept ready.

Test Centre Preferences

Preference 1 *

--Select--

Preference 2 *

--Select--

Preference 3 *

--Select--

Preference 4 *

--Select--

Preference 5 *

--Select--

Photo & Signature *



Photo (<50kb jpg, jpeg)

Choose File No file chosen

Signature (<30kb jpg, jpeg)

Choose File No file chosen

Save and Preview/Submit

After furnishing ALL the required data and correct particulars, read the declaration at the end of the page and select the check box. If you are done with Online Application Form filling, then, click on 'Save' button to save the data as shown in the screen below.

☐ I have carefully gone through the instruction Booklet and I am conversant with the instructions. I shall abide by the eligibility conditions and other regulations to be satisfied for appearing at the entrance test and admission into any course prescribed. Further, I assure that, I will not involve in any malpractice or illegal activities in the entrance test. In case, I have furnished any false information or involved in any malpractice or illegal activities, I am liable for punishment as per the existing law. I am responsible for the correctness of the above details filled in by me and the CONVENER, AP ICET - 2025 is not responsible in any way. Mere appearing for the entrance examination does not confer any right for me to take admission.

Save

Preview / Submit

If you are sure that all the details are entered, you can preview the application by clicking on the **Preview/submit** Button provided at the bottom of the application as shown in the screen below.

☐ I have carefully gone through the instruction Booklet and I am conversant with the instructions. I shall abide by the eligibility conditions and other regulations to be satisfied for appearing at the entrance test and admission into any course prescribed. Further, I assure that, I will not involve in any malpractice or illegal activities in the entrance test. In case, I have furnished any false information or involved in any malpractice or illegal activities, I am liable for punishment as per the existing law. I am responsible for the correctness of the above details filled in by me and the CONVENER, AP ICET - 2025 is not responsible in any way. Mere appearing for the entrance examination does not confer any right for me to take admission.

Save

Preview / Submit

Clicking on the Submit button will display the preview page with the details furnished by the candidate as shown in the screen below with 'Modify' & 'Confirm/ Freeze' buttons at the end of the page.

Application Preview for AP ICET - 2025

Candidate Details

Candidate's Name * (as per SSC or Equivalent Records)

Father's Name * (as per SSC or Equivalent Records)

Mother's Name * (as per SSC or Equivalent Records)

SANGEET REDDY

FATHER

MOTHER

Date of Birth * (dd/mm/yyyy)

Gender *

Aadhaar Card Number *

11/08/2008

MALE

8648176488

ANNA:ID

Ration Card Number

ANKEE3456

RTGN78945612

Annual Income of the Parents (Rs.) *

Below Rs. 1 Lakh

Income Certificate Number

IC2025-1000001

Income Certificate Details

Candidate Name	:	KAMBALA SRITEJA
Father Name / Husband Name	:	KAMBALA VENKATA KRISHNA RAO
Valid Date	:	31/03/2027
Total Income (Rs.)	:	90000.00
Confirm Your Income Certificate Details	:	YES

Category *

SC

Sub-Caste *

PESAKANTI REDDY

EWS(Economically Weaker Section) Eligibility

EWS Eligibility : YES

EWS Certificate Number : EWS2025123

Special Reservation Category

National Cadet Corps (NCC) : YES

Children of Armed Personnel (CAP) : NO

Sports & Games : NO

Bharat Scouts & Guides : NO

PH (Physically Handicapped)

Blindness and Low Vision : YES

Deaf and/or hard hearing : NO

Secondary disability including cerebral palsy, leprosy cured, dwarfism, acid attack victims and muscular dystrophy : NO

Autism, Intellectual Disability, Specific Learning Disability, Mental Illness : NO

Multiple disability, than amongst persons under clause (a) to (d) including deaf-blindness in the post identified for each disability : NO

Do You Require Scribe?

Minority / Non-Minority *

MINORITY

Minority *

Consent/Yes

Present Address

State *	District *	Mandal *
ANDHRA PRADESH	ANNAMAYYA	CHITVEL
Village *	Pin No. / House No. / Street / Locality (or) C/O *	Pin Code *
CHINTALA CHELISA	S-625/2, NEAR GOVT SCHOOL ROAD, CHINTALA CHELISA, CHITVEL, ANNAMAYYA	588218
Mobile Number *	Alternate Mobile Number	Telephone Number (Landline)
8542815368		
E-Mail ID *		
LANDSEERAGIREDDY@APFONLINE.IN		

Permanent Address

State *	District *	Mandal *
ANDHRA PRADESH	ANNAMAYYA	CHITVEL
Village *	Pin No. / House No. / Street / Locality (or) C/O *	Pin Code *
CHINTALA CHELISA	S-625/2, NEAR GOVT SCHOOL ROAD, CHINTALA CHELISA, CHITVEL, ANNAMAYYA	588218

Qualifying Examination Degree

Type of the Exam *	Major Group Subjects of the Qualifying Exam *
B.Sc. (CSE or IT)	SUBJ 1
Do you have Maths subject at Inter or Degree level *	SUBJ 2
NO	SUBJ 3
	Hall Ticket No of the Qualifying Degree Examination *
	1769
	Year of App. / Passing the Qualifying Degree Exam *
	2018
	Medium of Instruction at Qualifying Exam *
	English

SSC or Equivalent (10th Class) *

UNBAY	SSC Hall Ticket No. *	Month of Passing *	Year of Passing *
	13123188916	March	2011

Intermediate or Equivalent (10+2) *

OSBAY	Intermediate Hall Ticket No. *	Month of Passing *	Year of Passing *
	7881121109978	April	2011

Place of Study

Class *	Place / Village *	School Name / Institute Name *	Year Of First Appearance *	Year Of Pass *
Class 9	ALURU SETHANARAYANA RAJU	PLACE C9	SCHOOL NAME	2008
2008				2008
Class 10 *	Place / Village *	School Name / Institute Name *	Year Of First Appearance *	Year Of Pass *
ALURU SETHANARAYANA RAJU	PLACE C10	SCHOOL NAME C9	2009	2010
2009				
Inter 1st year/Equivalent *	Place / Village *	School Name / Institute Name *	Year Of First Appearance *	Year Of Pass *
ANALAPALLE	PLACE 11ST	SCHOOL NAME 1ST	2010	2011
2010				
Inter 2nd year/Equivalent *	Place / Village *	School Name / Institute Name *	Year Of First Appearance *	Year Of Pass *
ANANTAPUR	PLACE 12ND	SCHOOL NAME 1ND	2011	2012
2011				
Degree 1st year *	Place / Village *	School Name / Institute Name *	Year Of First Appearance *	Year Of Pass *
BAPATI	PLACE D1	SCHOOL NAME D1	2012	2013
2012				
Degree 2nd year *	Place / Village *	School Name / Institute Name *	Year Of First Appearance *	Year Of Pass *
CHITTOOR	PLACE D2	SCHOOL NAME D2	2013	2014
2013				

Place of Study

Class *	Place / Village *	School Name / Institute Name *	Year Of First Appearance *	Year Of Pass *
Class 9 *	Place C9	SCHOOL NAME	2008	2009
Class 10 *	Place C10	SCHOOL NAME CX	2009	2010
Inter 1st year/Equivalent *	Place / Village *	School Name / Institute Name *	Year Of First Appearance *	Year Of Pass *
Anakapalli	PLACE I1ST	SCHOOL NAME IST	2010	2011
Inter 2nd year/Equivalent *	Place / Village *	School Name / Institute Name *	Year Of First Appearance *	Year Of Pass *
Anantapur	PLACE I2ND	SCHOOL NAME IIND	2011	2012
Degree 1st year *	Place / Village *	School Name / Institute Name *	Year Of First Appearance *	Year Of Pass *
Bapatla	PLACE D1	SCHOOL NAME DI	2012	2013
Degree 2nd year *	Place / Village *	School Name / Institute Name *	Year Of First Appearance *	Year Of Pass *
Chittoor	PLACE DII	SCHOOL NAME DII	2013	2014
Degree 3rd year *	Place / Village *	School Name / Institute Name *	Year Of First Appearance *	Year Of Pass *
Tirupati	PLACE DIII	SCHOOL NAME DIII	2014	2015

Local Area *

AU

For local status of students migrated from Telangana to AP, refer home page

Test Centre Preferences *

Preference 1 : ANANTAPUR - Tadipatri

Preference 2 : EAST GODAVARI - Rajahmundry

Preference 3 : HYDERABAD - LB Nagar

Preference 4 : ELURU - Eluru

Preference 5 : GUNTUR - Guntur

Photo & Signature *



I have carefully gone through the Instruction Booklet and I am conversant with the instructions. I shall abide by the eligibility conditions and other regulations to be satisfied for appearing at the entrance test and admission into any course prescribed. Further, I assure that, I will not involve in any malpractice or illegal activities in the entrance test. In case, I have furnished any false information or involved in any malpractice or illegal activities, I am liable for punishment as per the existing law. I am responsible for the correctness of the above details filled in by me and the CONVENER, AP ICET - 2025 is not responsible in any way. Mere appearing for the entrance examination does not confer any right for me to take admission.

Modify

Confirm / Freeze

Modify : Enables the candidate to re-inspect the entire application to correct any errors or mistakes in his/her application.

Confirm / Freeze : To finally submit the application. The data in the application is frozen and no more editing is allowed.

A click on the Modify button enables the candidate to re-inspect the entire application to correct any errors or mistakes in the saved application.

Confirm/Freeze: Click on Confirm/Freeze button for submitting the application.

I have carefully gone through the instruction Booklet and I am conversant with the instructions. I shall abide by the eligibility conditions and other regulations to be satisfied for appearing at the entrance test and admission into any course prescribed. Further, I assure that, I will not involve in any malpractice or illegal activities in the entrance test. In case, I have furnished any false information or involved in any malpractice or illegal activities, I am liable for punishment as per the existing law. I am responsible for the correctness of the above details filled in by me and the CONVENER, AP ICET - 2025 is not responsible in any way. Mere appearing for the entrance examination does not confer any right for me to take admission.

Modify

Confirm / Freeze

Clicking on the Confirm/Freeze button, candidates can view a pop up alert as “Your application is submitted successfully. Please note your Application Number for further reference”.

AKI - Rajammundry
- LB Nagar
untur

Your AP ICET - 2025 Application Confirmed Successfully.
Please note your Registration number for future
correspondence
55100001894

Print Application

ugh the instruction Booklet and I am conversant with the instructions. I shall abide by the eligibility conditions and other re
test and admission into any course prescribed. Further, I assure that, I will not involve in any malpractice or illegal activities in
formation or involved in any malpractice or illegal activities, I am liable for punishment as per the existing law. I am responsib
e and the CONVENER, AP ICET - 2025 is not responsible in any way. Mere appearing for the entrance examination does not co

Candidates can take print out of the application by clicking on the **Print Application** button present at the bottom of the application which is useful for further correspondence. The same should be submitted in the test center. Use the **Registration Number** for future reference.

**AP ICET - 2025**Integrated Common Entrance Test
(Conducted by Andhra University, Westcampus on behalf of APSCHE)

1. (a) Qualifying Degree Examination
(b) Qualifying Degree Exam Hall Ticket No. *
(c) Year of App./Passing the Qualifying Exam
(d) Medium of Instruction at Qualifying Exam
(e) Place of Study - Intermediate or Equivalent

B.Sc. (CSE or IT)
5769
2018
English
Urban

Preserve the Registration Number for
all future correspondence.
REGISTRATION NO. : ES100001894



2. (a) Candidate's Name *
(b) Father's Name *
(c) Mother's Name
(d) Date of Birth (as per SSC or Equivalent) *
(e) Gender

SANDEEP REDDY
FATHER
MOTHER
18/08/2000
MALE



3. (a) Category
(b) Sub-Category

OC(EWS)
PEDAKANTI REDDY

4. Local Area

AU

5. (a) Non-Minority / Minority

Minority

- (b) Minority Category

Non-crested

6. Annual Income of the Parents (Rs.)

Below Rs 1 Lakh

7. (a) Study Details

Class 9	Alluri Satharama Raja	Class 10	Alluri Satharama Raja
Inter 1st year/Equivalent	Atmakapali	Inter 2nd year/Equivalent	Amruthapur
Degree 1st year	Raparla	Degree 2nd year	Chittavur
Degree 3rd year	Tirupathi		

- (b) Place of Study - SSC or Equivalent
(c) SSC Hall Ticket Number & Year of Passing
(d) Inter Hall Ticket Number & Year of Passing

Urban
1315118616 / March - 2013
785123148979 / April - 2015

8. (a) Address for Correspondence

5-825/2, NEAR GOVT SCHOOL ROAD,
CHINTALA CHELIKA, CHITVEL, ANNAMAYYA,
Chintala Chelika,
Chitvel, Annamayya,
ANDHRA PRADESH, 508218



- (b) Contact Telephone Number (Mobile)

9542815366

(c) E-Mail Id : SANDEEPNAGIREDDY@AFTONLINE.IN

- (d) Aadhar Card number

464401764486

9. Test Centre Preferences

Preference - 1	Preference - 2	Preference - 3
ANANTAPUR - Tadipatri	EAST LAKSHMIPUR - Rajamahendravaram	HYDRABAD - LB Nagar
Preference - 4	Preference - 5	
ELURU - Eluru	ELURU - Guntur	

10. (a) Fee particulars - Payment through

ONLINE

(c) Amount (in Rs.) : 667.70

- (b) Payment Reference Id

P551000039026

* - These Fields CANNOT be edited by candidate, but written request can be made to the CONVENER or Regional Coordinator of AP ICET - 2025 or email to helpdesk@apicet.org. Remaining fields can be edited by the candidate during the permitted period. For any details contact at 0851-254 4992.

Declaration : 1) I have carefully gone through the instruction booklet and I am conversant with the instructions. I shall abide by the eligibility conditions and other regulations to be satisfied for appearing at the entrance test and admission into any course prescribed. Further, I assure that, I will not involve in any malpractice or illegal activities in the entrance test. In case, I have furnished any false information or involved in any malpractice or illegal activities, I am liable for punishment as per the existing law.
2) I am responsible for the corrections of the above details filling by me and the CONVENER AP ICET - 2025 is not responsible in anyway.

Date : 11/03/2025 03:17 PM

Affix a recent color photograph (3.5 cmX3.5 cm) and get attested by a Gazetted Officer or the Principal of the College where studied (Well in advance BEFORE EXAMINATION)

SIGNATURE and LEFT HAND THUMB impression of the candidate to be done in the presence of the Invigilator on the day of Examination in the Examination Hall

SIGNATURE OF THE CANDIDATE
in the presence of the Invigilator

Left Thumb Impression



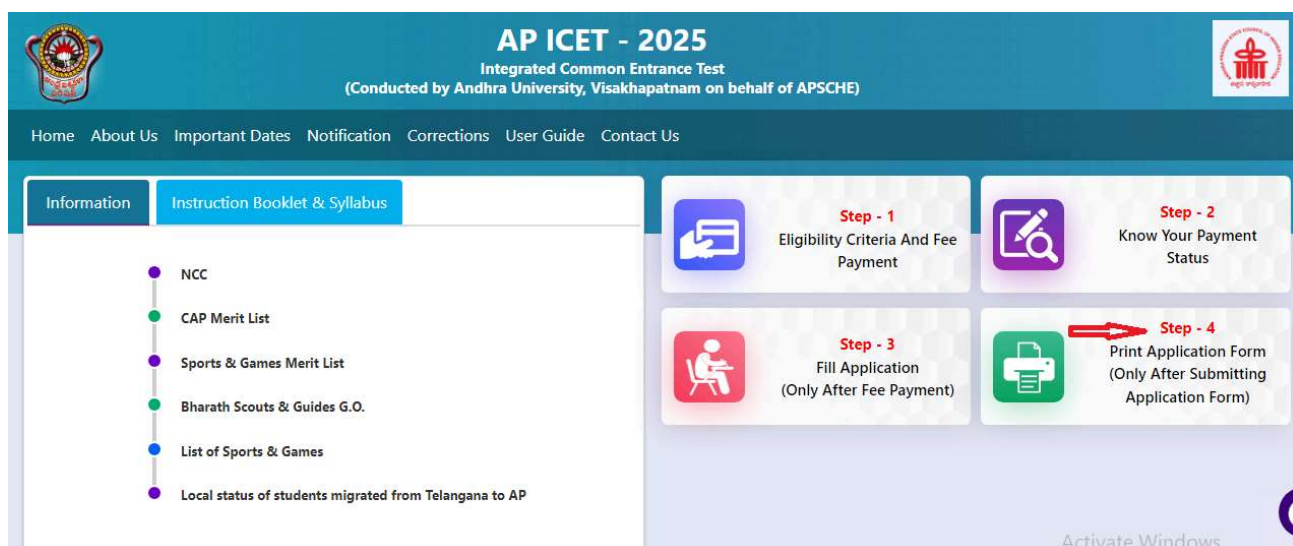
Note : 1) ALL the candidates have to submit this form in the Examination Hall to the Invigilator.
2) Candidates are not allowed into the Examination Hall even if they are LATE BY A MINUTE.
3) This is computer Generated sheet and does not require the signature of the CONVENER, AP ICET - 2025

Print

Step 4: Print Application Form (Only After Submitting Application Form)

The candidate can print the submitted application through this option also.

Click on the Print Application Form tab from AP ICET-2025 Home page, the Print Application Form for AP ICET-2025 page will be displayed as shown in the screen below.



After clicking on the Print Application Form link from the Application tab of AP ICET-2025 Home page, the Print Application Form for AP ICET-2025 page will be displayed as shown in the screen below. Then enter all the mandatory details and click on Get Application Details.

Print Application Form for AP ICET - 2025

Payment Reference ID *	Registration Number *	Qualifying Examination Degree Hall Ticket No *
<input type="text" value="Enter Payment Reference ID"/>	<input type="text" value="Enter Registration Number"/>	<input type="text" value="Enter Qualifying Examination Degree Hall Ticket Nui"/>
Mobile Number *	Date of Birth * (dd/mm/yyyy)	
<input type="text" value="Enter Mobile Number"/>	<input type="text" value="Enter Date of Birth"/>	

Get Print Application

After entering all the mandatory details and clicking on Get Print Application, the print copy of the AP ICET-2025 application will be displayed for printing as shown in the screen below.

**AP ICET - 2025**Integrated Common Entrance Test
(Conducted by Andhra University, West Campus on behalf of APSCE)

1. (a) Qualifying Degree Examination
(b) Qualifying Degree Exam Hall Ticket No. *
(c) Year of App./Passing the Qualifying Exam
(d) Medium of Instruction at Qualifying Exam
(e) Place of Study - Intermediate or Equivalent

B.Sc. (CSE or IT)
5769
2018
English
Urban

Preserve the Registration Number for
all future correspondence
REGISTRATION NO. : 55100001894



2. (a) Candidate's Name *
(b) Father's Name *
(c) Mother's Name
(d) Date of Birth (as per SSC or Equivalent) *
(e) Gender

SANDEEP REDDY
FATHER
MOTHER
18/08/2000
MALE
OC(EWS)



3. (a) Category
(b) Sub-Category
4. Local Area
5. (a) Non-Minority / Minority
(b) Minority Category

PEDAKANTI REDDY
AU
Minority
Non-minority

6. Annual Income of the Parents (Rs.)
7. (a) Study Details

Below Rs 1 Lakh

Signature

Class 9	Alluri Setharama RAO	Class 10	Alluri Setharama RAO
Inter 1st year/Equivalent	Anakapalli	Inter 2nd year/Equivalent	Anantapur
Degree 1st year	Rajamah	Degree 2nd year	Chittoor
Degree 3rd year	Tirupati		

- (b) Place of Study - SSC or Equivalent
(c) SSC Hall Ticket Number & Year of Passing
(d) Inter Hall Ticket Number & Year of Passing
8. (a) Address for Correspondence

Urban
1315118610, March - 2013
785123148979, April - 2015
5-825/2, NEAR GOVT SCHOOL ROAD,
CHINTALA CHELIKA, CHITVEL, ANNAMAYYA,
Chintala Chelika,
Chitvel, Annamayya,
ANDHRA PRADESH, 588218



- (b) Contact Telephone Number (Mobile)
(d) Aadhar Card number

0542815366 (c) E-Mail Id : SANDEEPNAGIREDDY@APTONLINE.IN
464401764486

9. Test Centre Preferences

Preference - 1	Preference - 2	Preference - 3
ANANTAPUR - Tadipatri	EAST LAKEVIEW - Rajamahendravaram	HYDERABAD - LB Nagar
Preference - 4	Preference - 5	
ELURU - Eluru	KITNEY - Guntur	

10. (a) Fee particulars - Payment through
(b) Payment Reference Id.

ONLINE (c) Amount (in Rs.) : 667.70
PSS1000039006

* - These Fields CANNOT be edited by candidate, but written request can be made to the CONVENER or Regional Coordinator of AP ICET - 2025 or email to helpdesk@apcet.ap.gov.in. Remaining fields can be edited by the candidate during the permitted period. For any details contact at 0891-284 4992.

Declaration : 1) I have carefully gone through the instruction booklet and I am conversant with the instructions. I shall abide by the eligibility conditions and other regulations to be satisfied for appearing at the entrance test and admission into any course prescribed. Further, I assure that, I will not involve in any malpractice or illegal activities in the entrance test. In case, I have furnished any false information or involved in any malpractice or illegal activities, I am liable for punishment as per the existing law.
2) I am responsible for the corrections of the above details filling by me and the CONVENER AP ICET - 2025 is not responsible in anyway.

Date : 11/03/2025 03:17 PM

Affix a recent color photograph (3.5 cmX3.5 cm) and get attested by a Gazetted Officer or the Principal of the College where studied (Well in advance BEFORE EXAMINATION)

SIGNATURE and LEFT HAND THUMB impression of the candidate to be done in the presence of the Invigilator on the day of Examination in the Examination Hall.

SIGNATURE OF THE CANDIDATE
in the presence of the Invigilator

Left Thumb Impression



Note : 1) ALL the candidates have to submit this form in the Examination Hall to the Invigilator.
2) Candidates are not allowed into the Examination Hall even if they are LATE BY A MINUTE.
3) This is computer Generated sheet and does not require the signature of the CONVENER, AP ICET - 2025

Print