

USER GUIDE TO FILL THE ONLINE APPLICATION FORM FOR
AP EDCET- 2023

URL: <https://cets.apsche.ap.gov.in/EDCET>

The candidates are required to be ready with the **following mandatory / optional details** to fill in the appropriate fields before filling the Online Application Form:

The Mandatory / Optional details are as follows:

S.NO	Details Required	Document to be Referred
1	Credit card or Debit card details (If payment is being made through Credit card / Debit card/Net Banking)	Credit Card / Debit Card/Net Banking Account User ID and its password
2	Qualifying Examination appeared or passed Hall ticket Number of the Qualifying Examination	Marks's memos / Hall Ticket Number of Degree / Intermediate / 10 th
3	Test Applied for B.Ed. / Methodology chosen under Part C of the test	Eligibility Criteria
4	Date of Birth	10 th or Equivalent Certificate
5	Hall Ticket Number of SSC or Equivalent examination Certificate	10 th or Equivalent Certificate
6	Income of Parents	Income certificate issued by MRO/ Competent Authority
7	Study Details	Study certificates from Class 6 to 10+2 / degree or diploma / PG
8	Category (SC, ST, BC, etc.) and Application number of the Caste Certificate (in case of SC/ST/BC only)	Caste Certificate issued by the MRO/ Competent Authority

9	Special Category (NCC, PH, Sports, CAP, etc.)	The Certificate issued by Competent Authority
10	Aadhaar Card details	12-digit number present in Aadhaar Card issued by UIDAI

The following system requirements need to be available to comfortably browse

AP EDCET-2023 official website <https://cets.apsche.ap.gov.in/EDCET>

SYSTEM REQUIREMENTS:

For better viewing of AP EDCET-2023 website <https://cets.apsche.ap.gov.in/EDCET> and smooth Application submission through ONLINE mode, the candidates are hereby informed that the following computer system

Requirements are most desirable:


Google Chrome Latest Version

Adobe Acrobat Reader Latest Version

Disable the pop-up blocks and uninstall all the Script blockers.

USER GUIDE TO FILL THE ONLINE APPLICATION FORM FOR AP EDCET-2023

Stage 1: On your Internet Browser, type the website address <https://cets.apsche.ap.gov.in/EDCET> and press Enter. The following screen is displayed on the computer screen.



There are **4 Steps** in filling the AP EDCET online application.

Step-1: Eligibility Criteria and Fee Payment: Candidate can make Online Fee Payment through this option.

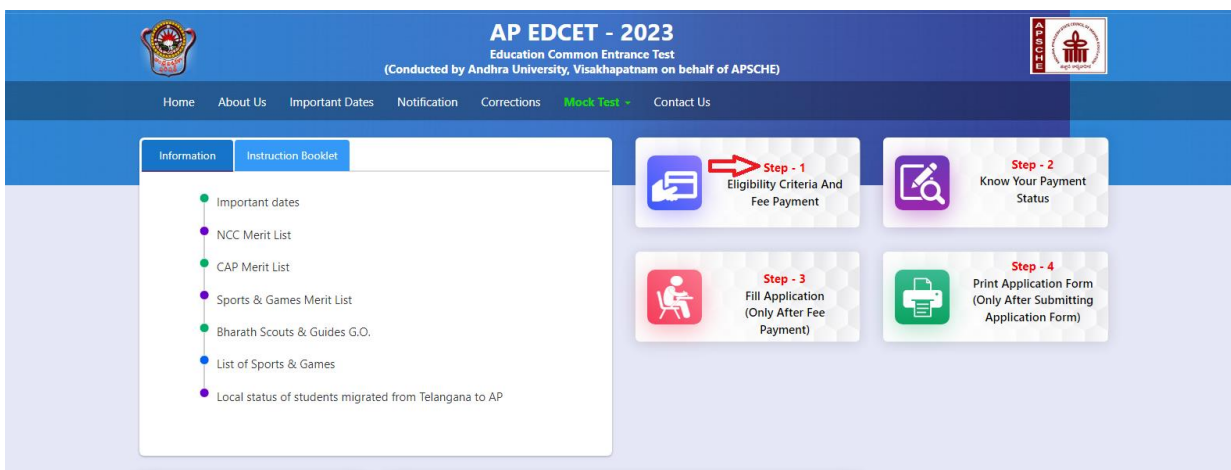
Step-2: Know your Payment status: Candidate can check Success/Failure status of the Fee Payment

Step-3: Fill Application (Only After Fee Payment): After fee payment made by Debit/Credit/Net Banking modes, candidate should fill in the Application through this option.

Step-4: Print Application Form (Only After Submitting Application Form): After application form submission, candidate can print the submitted form.

Step 1: Eligibility Criteria and Fee Payment:

Select **Eligibility Criteria and Fee Payment** as shown in the screen below.



After clicking on **Eligibility Criteria and Fee Payment** Tab, a fee payment webpage will be displayed as shown in the screen below.

The screenshot shows the "Fee Payment for AP EDCET - 2023" webpage. At the top, there's a header with the logo and text: "AP EDCET - 2023 Education Common Entrance Test (Conducted by Andhra University, Visakhapatnam on behalf of APSCH)". Below the header is a navigation bar with links: Home, About Us, Important Dates, Notification, Corrections, Mock Test (highlighted), and Contact Us. The main content area has a form titled "Fee Payment for AP EDCET - 2023". The form includes a checkbox: "I have carefully read the eligibility criteria and found eligible. In the event I am found not eligible at any stage of the admission process, my admission stands cancelled." Below this are several input fields: "Qualifying Degree Hall Ticket Number *:", "Candidate's Name *:", "Date of Birth * (as per SSC or Equivalent) :", "Mobile Number *:", "Alternate Mobile Number:", "E-Mail ID *:", and "Category *:". The "Mobile Number Mentioned Above is My *:" section has radio buttons for "Self", "Father", "Mother", and "Relative". The "Payment Options (Convenience charges as applicable) *:" section has radio buttons for "Net Banking(HDFC, ICICI, SBI)", "Net Banking", "Debit Card", and "Credit Card". At the bottom of the form is a "Verify Email and Pay" button. A note at the bottom of the form reads: "NOTE: In case your account is debited and the website gets disconnected before payment receipt generation, kindly compulsory check your Payment Status using Know Your Payment Status option by providing your details. If you get message 'Payment Details Not Found', candidate is requested to go for a fresh payment and the amount for the failure transaction will be refunded to their debited bank account in 7 to 10 working days." At the very bottom of the page, there's a footer with "All Copy Rights Reserved with APSCH." and "Designed & Developed by APOnline".

Fill in **ALL** the mandatory details given in the above web page. The details are **Qualifying Examination Hall Ticket No., Candidate's Name, Date of Birth, Mobile Number, Mobile No Mentioned above is My: Alternate Mobile No, E-Mail ID, Stream, Fee Amount** (will be populated automatically based on the category selected by the candidate).

AP EDCET -2023 Application Form Registration Fee :

OC	BC	SC/ST
Rs 650	Rs 500	Rs 450

After filling all the mandatory details and clicking on **Initiate Payment** button, the control will lead you to the BANK PAYMENT GATEWAY as shown in the screen below.

AP EDCET - 2023
Education Common Entrance Test
(Conducted by Andhra University, Visakhapatnam on behalf of APSCHE)

Home About Us Important Dates Notification Corrections **Make Test** Contact Us

Fee Payment for AP EDCET - 2023

I have carefully read the eligibility criteria and found eligible. In the event I am found not eligible at any stage of the admission process, my admission stands cancelled.

Qualifying Degree Hall Ticket Number * : 1234512345

Candidate's Name * : S Satish Kumar

Date of Birth * (as per SSC or Equivalent) : 15/03/2003

Mobile Number * : 9849635096

Mobile Number Mentioned Above Is My * : Self Father Mother Relative

Alternate Mobile Number : Enter Alternate Mobile Number

E-Mail ID * : satishkumar.sarella@aptonline.in

Category * : OC BC_A BC_B BC_C BC_D BC_E SC ST

Payment Options (Convenience charges as applicable) * : Net Banking(HDFC, ICICI, SBI) Net Banking Debit Card Credit Card

Fee Amount : Rs. 500.00/-

Verify Email and Pay

NOTE: In case your account is debited and the website gets disconnected before payment receipt generation, kindly compulsory check your Payment Status using Know Your Payment Status option by providing your details. If you get message "Payment Details Not Found", candidate is requested to go for a fresh payment and the amount for the failure transaction will be refunded to their debited bank account in 7 to 10 working days.

All Copy Rights Reserved with APSCH. E Designed & Developed By APOnline

After filling the mandatory details and clicking on **Verify Email and Pay** button, the system will send an OTP to the Email ID should be entered in the OTP Verification pop up field and click on **Verify** button as shown in the screen below.

OTP Verification

Enter OTP which was sent to your Email Id:

Verify **Close**

After entering OTP, click on the **“Verify”** button and the control will automatically take you to the **BANK PAYMENT GATEWAY** as shown in the screen below.

(NOTE: During the Payment processes, DO NOT double click on buttons or click on Back / Refresh buttons or DONOT close the Browser web page abruptly; instead maintain patience as prompted on the screen).

Clicking on **Verify** button, the following page will be displayed, fill in all the **Debit/Credit** card details and click on **Pay Now** button as shown in the screen below.

PayU biz

THIS IS A TEST SERVER. PLEASE DO NOT USE YOUR LIVE CARD OR BANK ACCOUNT HERE !!

Amount Rs. 514.16 Transaction ID: PAYUB2503C5A744DC4

Choose a payment method PayU is now PayU biz

Credit Card

Card Type VISA MasterCard

Card Number

Name on Card

CVV Number What is CVV number?

Expiry Date

Note: In the next step you will be redirected to your bank's website to verify yourself.

Pay Now

or Go back to

Note: Making Payment on PayU is 100% safe. Your transaction is processed through a secure https internet connection based on secure socket layer technology.

VERIFIED by VISA MasterCard SecureCode Norton SECURED PCI Security Standards Council RuPay

The confirmation of successful payment of Registration Fee is shown with the **“Transaction is successful”** item in the below web page **Payment Status** along with **“Payment Id”**. **(Note: Preserve both the IDs for future correspondence)**. Click on the encircled button **“Proceed to Fill Application”** and you will be taken to the next screen.

AP EDCET - 2023
Education Common Entrance Test
(Conducted by Andhra University, Visakhapatnam on behalf of APSCH)

Home About Us Important Dates Notification Corrections **Mock Test** Contact Us

Payment Success for AP EDCET - 2023

Your Payment done Successfully

Payment ID	: P331000125E6
Candidate's Name	: S SATISH KUMAR
Qualifying Examination Hall Ticket No	: 1234512345
Payment Reference Number	: PAYUB2503C34BF1463
Mobile Number	: 9849635096
Total Amount	: 514.16

Note: Please note the above mentioned Payment ID for all your future correspondence

Proceed to Fill Application

All Copy Rights Reserved with APSCH Designed & Developed By APOnline

Candidate has two options either to proceed to fill in the application immediately or at a later date [**** Refer to last dates**]. Click on “**Proceed to Fill Application**” to fill the application immediately and you will be taken to the Application screen as described in step 3. If you choose another day to fill the application, simply close the window and in such case, you need to start from step 3.

In a rare case, if the amount is deducted from your account and the message “**Transaction is successful**” or the payment ID is not displayed, wait for few hours and check your payment status as described in step 2.

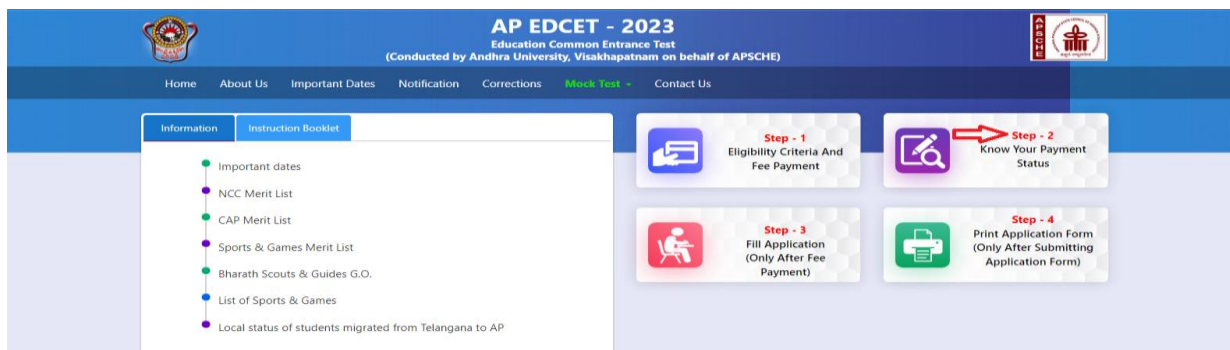
Otherwise pay the registration fee again as in step 1. The amount deducted from your account made in the first attempt will be refunded or rolled back into your account.

Step 2: Know Your Payment Status

Click on **Know Your Payment Status** tab for checking the status of the payment

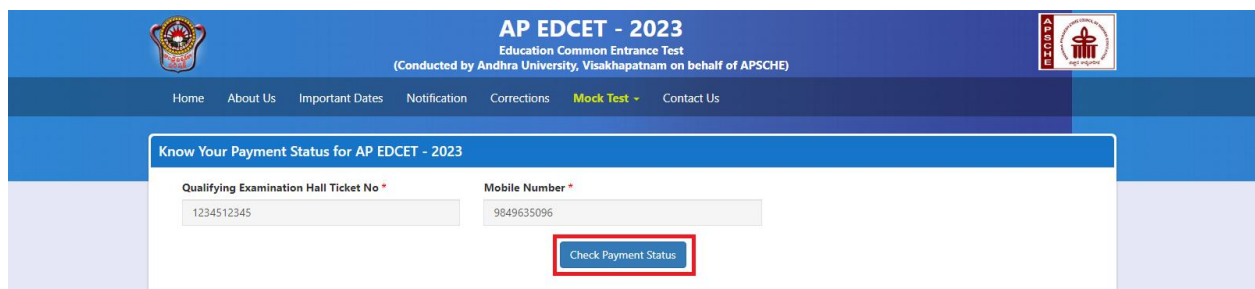
Candidate can check the status of payment made through this option.

After clicking on **Know Your Payment Status** Tab, the following page will be displayed.

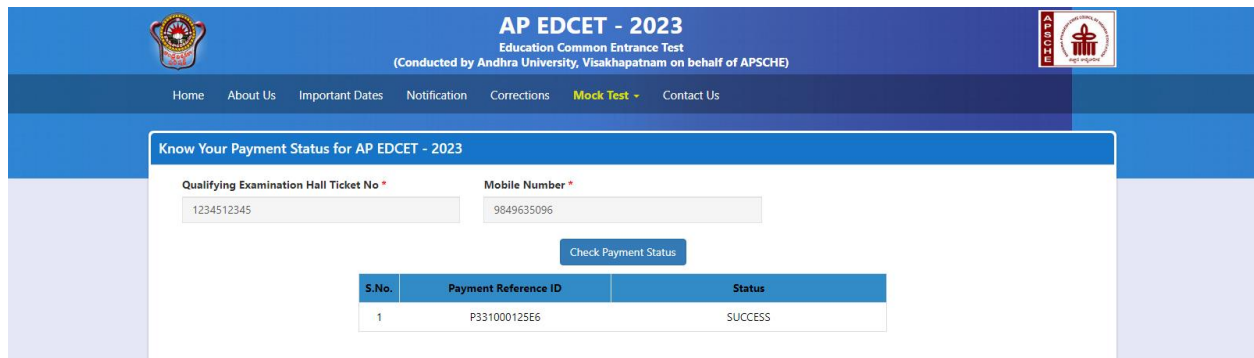


After clicking on **Know Your Payment Status** Tab, the following page will be displayed.

Furnish the same **Qualifying Examination Hall Ticket No** and **Mobile Number** as given in step 1 and click on **Check Payment Status** button as shown in the screen below.



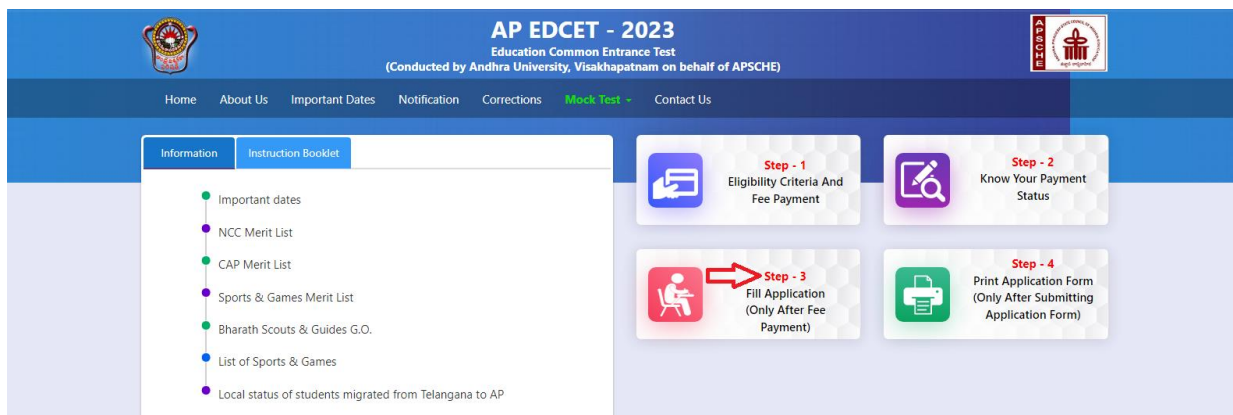
Payment Status of the application will be displayed by clicking on **Check Payment Status** button as show in the screen below.



S.No.	Payment Reference ID	Status
1	P331000125E6	SUCCESS

Step 3: Fill Application (Only after Fee Payment)

Candidate can start filling the application by selecting the tab “**Fill Application (only after fee payment)**” as shown in the screen below.



Clicking on **Fill Application** tab, Application Form for AP EDCET-2023 will be displayed. Fill in the details of Payment Reference ID, Qualifying Examination Hall Ticket Number, Mobile Number and Date of Birth and click on **Proceed to fill application** button as shown in the screen below.

The screenshot shows the top navigation bar with the AP EDCET - 2023 logo and title. Below the navigation bar, there is a form titled "Application Form for AP EDCET - 2023". The form contains four input fields: "Payment Reference ID" with the value "P33100012566", "Qualifying Examination Hall Ticket No" with the value "1234512345", "Mobile Number" with the value "9849635096", and "Date of Birth" with the value "15/03/2003". A "Proceed to Fill Application" button is located below the input fields and is highlighted with a red border.

Payment Reference ID *	Qualifying Examination Hall Ticket No *	Mobile Number *	Date of Birth * (dd/mm/yyyy)
P33100012566	1234512345	9849635096	15/03/2003

[Proceed to Fill Application](#)

After clicking on Proceed to Fill Application button, Application Form for AP EDCET-2023 will be displayed as shown in the screen below.



Application Form for AP EDCET - 2023

Payment Reference ID * P33100012566	Qualifying Examination Hall Ticket No * 1234512345	Mobile Number * 9849635096	Date of Birth * (dd/mm/yyyy) 15/03/2003
---	--	--------------------------------------	---

Candidate Details :

Candidate's Name * (as per SSC or Equivalent Records) S SATISH KUMAR	Father's Name * (as per SSC or Equivalent Records) ENTER FATHER'S NAME	Mother's Name * (as per SSC or Equivalent Records) ENTER MOTHER'S NAME
Date of Birth * (dd/mm/yyyy) 15/03/2003	Gender * <input type="radio"/> Male <input type="radio"/> Female <input type="radio"/> Transgender	Aadhaar Card Number * Enter Aadhaar Card Number
Ration Card Number Enter Ration Card Number		

Annual Income of the Parents (Rs.)

Below Rs 1 Lakh
 Above Rs 1 Lakh and Below Rs 2.5 Lakhs
 Above Rs 2.5 Lakhs and below Rs 8 Lakhs
 Above Rs 8 Lakhs

Income Certificate Number
Enter Income Certificate Number

Category

BC, D **Caste Certificate Number** ⓘ
Enter Caste Certificate Number

Special Reservation Category

National Cadet Corps (NCC)
 Children of Armed Personnel (CAP)
 Sports & Games
 Bharat Scouts and Guides

PH (Physically Handicapped)

VH (Visually Handicapped)
 HI (Hearing Impaired)
 OH (Orthopedically Handicapped)

Minority / Non-Minority *

Non-Minority Minority

Present Address

House No. (or) C/O * Enter Present House No.(or) C/O	Village / Street / Locality * Enter Present Village / Street / Locality	Mandal / Town / City * Enter Present Mandal / Town / City
District * --Select--	State * --Select--	Pin Code * Enter Present Pin Code
Mobile Number * 9849635096	Alternate Mobile Number Enter Alternate Mobile Number	Telephone Number (Landline) Enter TelePhone Number (Landline)
E-Mail Id * satishkumar.sarella@aptonline.in		

Permanent Address **Permanent Address Same as Present Address**

House No. (or) C/O * Enter Permanent House No.(or) C/O	Village / Street / Locality * Enter Permanent Village / Street / Locality	Mandal / Town / City * Enter Permanent Mandal / Town / City
District * --Select--	State * --Select--	Pin Code * Enter Permanent Pin Code

Qualifying Examination

Type of the Exam *

ANY DEGREE OF 3-YEAR DURATION
 BCA
 BE / B.TECH
 Do you possess M.A. English also * YES NO
 Do you possess PG degree also * YES NO

Major Group Subjects of the Qualifying Exam *

Enter Major Group Subject-1
 Enter Major Group Subject-2
 Enter Major Group Subject-3
Hall Ticket No of the Qualifying Examination *
 1234512345
Year of App. / Passing the Qualifying Exam *
 --Select--
Medium of Instruction at Qualifying Exam *
 English Telugu Urdu Others

SSC or Equivalent (10th Class) *

Urban Rural

SSC Hall Ticket No *
 Enter SSC Hall Ticket No

Month of Passing *
 --Select--

Year of Passing *
 --Select--

Intermediate or Equivalent (10+2) *

Urban Rural

Intermediate Hall Ticket No
 Enter Intermediate Hall Ticket No

Month of Passing
 --Select--

Year of Passing
 --Select--

Group Subjects
 --Select--

Place of Study

Class #	Place / Village *	School Name / Institute Name *	Year of first appearance *	Year Of Pass *
Class 10 *	Enter Place / Village	Enter School Name / Institute Name	Year Of first appearance *	Year Of Pass *
Inter 1st year *	Enter Place / Village	Enter School Name / Institute Name	Year Of first appearance *	Year Of Pass *
Inter 2nd year *	Enter Place / Village	Enter School Name / Institute Name	Year Of first appearance *	Year Of Pass *
Degree 1st year *	Enter Place / Village	Enter School Name / Institute Name	Year of first appearance *	Year Of Pass *
Degree 2nd year *	Enter Place / Village	Enter School Name / Institute Name	Year of first appearance *	Year Of Pass *
Degree 3rd year *	Enter Place / Village	Enter School Name / Institute Name	Year of first appearance *	Year Of Pass *

Local Area *

For local status of students migrated from Telangana to AP refer home page

Details of Common Entrance Test


Stream or Methodology of Entrance Examination *

Mathematics Physical Science Biological Science Social Studies English

Do you wish to appear the test in Urdu Medium?
 Yes No

Photo & Signature *


Photo (- 50kb .jpg, .jpeg)
 No file chosen


Signature (- 30kb .jpg, .jpeg)
 No file chosen

Test Centre Preferences

Primary District * --Select--	Preference 1 * --Select--	Preference 2 * --Select--	Preference 3 * --Select--
Secondary District * --Select--	Preference 1 * --Select--	Preference 2 * --Select--	Preference 3 * --Select--

Are you appearing for LAW CET also on the same date : * YES NO

I have carefully gone through the instruction Booklet and I am conversant with the instructions. I shall abide by the eligibility conditions and other regulations to be satisfied for appearing at the entrance test and admission into any course prescribed. Further, I assure that, I will not involve in any malpractices or illegal activities in the entrance test. In case, I have furnished any false information or involved in any malpractice or illegal activities, I am liable for punishment as per the existing law. I am responsible for the correctness of the above details filled in by me and the CONVENER, AP EDCET - 2023 is not responsible in any way. Mere appearing for the entrance examination does not confer any right for me to take admission.

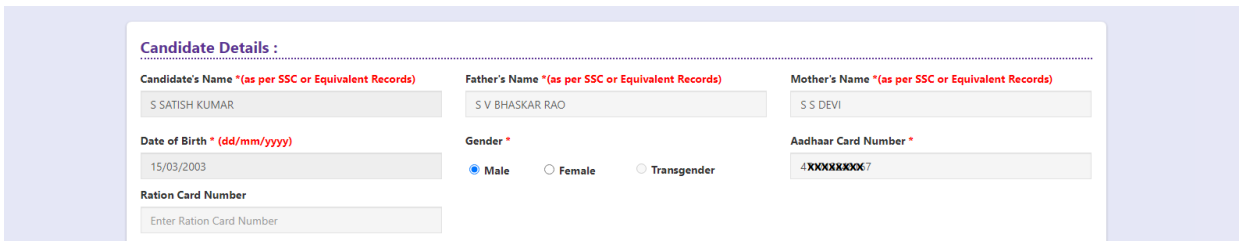
SAVE : Will record the partially filled details in the Database. The same can be retrieved at your convenience and you can continue to fill the rest and submit the form.

PREVIEW / SUBMIT : You will have a chance to preview your application and then finally confirm your application by clicking on Confirm button.

In the application form, the fields marked with “*” symbol are MANDATORY which cannot be left blank without providing information. The details provided during the Registration Fee payment are frozen and cannot be edited.

Candidates need to fill in the following details in the application form:

1. Candidate Details:



The screenshot shows a form titled "Candidate Details" with the following fields:

Candidate's Name *(as per SSC or Equivalent Records)	Father's Name *(as per SSC or Equivalent Records)	Mother's Name *(as per SSC or Equivalent Records)
S SATISH KUMAR	S V BHASKAR RAO	S S DEVI
Date of Birth *(dd/mm/yyyy)	Gender *	Aadhaar Card Number *
15/03/2003	<input checked="" type="radio"/> Male <input type="radio"/> Female <input type="radio"/> Transgender	4XXXXXXX67
Ration Card Number		
Enter Ration Card Number		

Candidate Name: Name of candidate as entered in fee payment screen will be displayed here and cannot be modified or edited.

Father's Name: The candidate has to enter his / her father's name as per 10th class records in the provided space in CAPITAL LETTERS.

Mother's Name: The candidate has to enter his / her mother's name as per 10th class records in the provided space in CAPITAL LETTERS.

Date of Birth: Date of Birth as entered in fee payment screen will be displayed here and cannot be modified or edited.

Gender: Select your Gender among the three options given.

Aadhaar Card Number: Enter your 12-digit Aadhar Card number issued by UIDAI

Ration Card Number: Enter the Ration card number of your family.

Annual Income of the Parents (in Rs.): Select the any one of the four options provided as given below regarding the “Annual Income of the Parents (Rs.):” A valid income certificate issued by competent authority and its number should be entered.

Note: **Annual Income of the Parents will** be auto populated on entering **Income Certificate Number**. Select **Yes** or **No** to confirm the details populated by the application system as shown in the screen below.

If the candidate's **Annual Income of the Parents** are not auto populated on entering **Income Certificate Number**, candidate should enter the **Income Certificate Number** manually and proceed.

Annual Income of the Parents (Rs.)

Below Rs 1 Lakh
 Above Rs 1 Lakh and Below Rs 2.5 Lakhs
 Above Rs 2.5 Lakhs and below Rs 8 Lakhs
 Above Rs 8 Lakhs

Income Certificate Number
XXXXXXXXXX61

Income Certificate Details	
Candidate Name	: XXXXXXXXE
Father Name / Husband Name	: XXXXXXXXXXH
Valid Date	: 06/03/2027
Total Income (Rs.)	: 40000.00
Confirm Your Income Certificate Details	: <input type="radio"/> Yes <input type="radio"/> No

Caste Category: Category in the application will be auto populated selected while making Fee Payment I.e., in Step-1, Enter the caste certificate number issued by the competent authority as shown in the screen below

Note: **Caste Certificate Details** will be auto populated on entering **Caste Certificate Number**. Select **Yes** or **No** to confirm the details populated by the application system as shown in the screen below.

Category

BC,D

Caste Certificate Number ⓘ
CGC012143XXXXXX

Caste Certificate Details	
Candidate Name	: XXXXXXXXXXXXXXXXANA
Father Name	: XXXXXXXXXXXXXXXXANA
Category	: VADABALLJA (BCA)
Confirm Your Caste Certificate Details	: <input checked="" type="radio"/> Yes <input type="radio"/> No

If the candidate's **Caste Certificate Details** are not auto populated on entering **Caste Certificate Number**, candidate should enter the **Caste Certificate Number** manually and proceed.

Eligible for EWS (Economically Weaker Sections): Click on Yes if you are eligible for EWS and have a latest valid EWS certificate issued by Tahsildar. After clicking on 'Yes' you have to enter the EWS certificate number manually and this will be verified at Helpline Centre.

EWS(Economically Weaker Section) Eligibility *

EWS Eligibility * Yes No EWS Certificate Number
1234567890

Note: EWS option in the application will be visible only if the candidate belongs to OC category.

Special Reservation Category: Reservations are provided for candidates with NCC, CAP, Sports & Games, Scouts & Guides and Anglo-Indian categories also. Select the applicable categories for which supportive certificates are available and should be upload as shown in the screen below.

National Cadet Corps (NCC): Enter NCC Merit Number and upload certificate in .PDF file format

Children of Armed Personnel (CAP): Enter CAP Merit Number and upload certificate in .PDF file format

Sports & Games: Enter Sports & Games Merit Number and upload certificate in .PDF

Anglo Indian: Upload certificate in .PDF file format.

Bharat Scouts and Guides: Enter Bharat Scouts and Guides Merit Number (refer list of priorities) and upload certificate in .PDF format.

The screenshot shows a form titled "Special Reservation Category" with a list of categories on the left and corresponding input fields on the right. Each category has a checked checkbox and a text input field for the merit number, followed by a "Choose File" button and a file size limit of "< 100kb pdf".

Category	Merit Number Input	File Upload	File Size Limit
<input checked="" type="checkbox"/> National Cadet Corps (NCC)	Enter NCC Merit Number	Choose File No file chosen	< 100kb pdf
<input checked="" type="checkbox"/> Children of Armed Personnel (CAP)	Enter CAP Merit Number	Choose File No file chosen	< 100kb pdf
<input checked="" type="checkbox"/> Sports & Games	Enter Sports & Games Merit Numb	Choose File No file chosen	< 100kb pdf
<input checked="" type="checkbox"/> Bharat Scouts and Guides	Enter BHARAT SCOUTS Merit No	Choose File No file chosen	< 100kb pdf

Physically Handicapped:

If the candidate is Physically Handicapped, select the type of disability [Visually impaired (VH) Hearing Impaired (HI), Physically/orthopedically disabled (OH)] check box and enter Sadarem Number.

Note: In case of PH, the medical board certificate issued through SADAREM shall be entered.

Sadarem Certificate Details will be auto populated on entering **Sadarem Number**.

Select **Yes** or **No** to confirm the details populated by the application system as shown in the screen below.

House No. (Or) C/O: Candidate should enter his/her House Number.

Village/Street /Locality: Candidate should enter his/her Street Number or Locality Number or Village Name.

Mandal/Town/City: Candidate should enter his/her Mandal Name or Town Name or City Name.

District: Candidate should enter his / her District Name.

State: Candidate should enter his/her State Name.

Pin Code: Candidate should enter his/her State Pin Code Number.

Mobile Number & Email ID: (Mobile No & Email ID will be auto populated which was furnished at the time of Fee Payment I.e., in Step 1).

Alternate Mobile Number, Telephone Number (Landline): Candidate can enter another contact number or Land Line Number which will be used to contact in case of not reachable Primary Mobile Number.

Note: Select **Permanent Address** check box if the present address is your **Permanent Address**

3. Qualifying Examination:

Note: Refer **Instruction Booklet or Notification for Qualifying Examination details**

Select the appropriate type of qualifying examination and also enter the names of the major group subjects (other than language subjects). Also mention whether you are also a postgraduate by selecting yes or no buttons.

Enter the hall ticket number of the qualifying examination and the year of passing the qualifying examination / appearing for the final year of qualifying examination.

Medium of Instruction at Qualifying Exam: Select the medium of instruction at the qualifying examination.

Qualifying Examination

Type of the Exam *

ANY DEGREE OF 3-YEAR DURATION

BCA

BE / B.TECH

Do you possess M.A. English also * YES NO

Do you possess PG degree also * YES NO

Major Group Subjects of the Qualifying Exam *

Botany

Zoology

Chemistry

Hall Ticket No of the Qualifying Examination *

1234512345

Year of App. / Passing the Qualifying Exam *

2022

Medium of Instruction at Qualifying Exam *

English Telugu Urdu Others

SSC or Equivalent (10th Class) *

Urban Rural

SSC Hall Ticket No * 12341234

Month of Passing * March

Year of Passing * 2017

Intermediate or Equivalent (10+2) *

Urban Rural

Intermediate Hall Ticket No 654321

Month of Passing March

Year of Passing 2019

Group Subjects BIPC

SSC or Equivalent (10th Class): Candidate should select Urban or Rural location where he/she pursued his/her 10th class study, Enter the SSC (10th class) or Equivalent Hall Ticket No., Month of Passing and Year of Passing.

On entering SSC Hall Ticket No, Month of Passing & Year of passing, Candidate details will be populated if the candidates' details are available in database as shown in the screen below

Candidate should enter SSC/Equivalent details manually If the candidates' details are not auto populated.

SSC or Equivalent (10th Class) *

Urban
 Rural

SSC Hall Ticket No *
 Month of Passing *
 Year of Passing *

SSC Education Details *

Candidate Name : XXXXXXXXXXXXX
 Father Name : MURXXXXXXXXXX
 Date of Birth : 14/03/1999
 School Name : RAJU HIGH SCHOOL(EM & TM), RAYACHOTI
 District : Y.S.R
 Confirm Your SSC Education Details : Yes No

Intermediate or Equivalent (10+2): Candidate should select Urban or Rural location where he/she pursued his/her 10+2 classes of study Enter the Intermediate / 10+2 or EquivalentHall Ticket No., Month of Passing and Year of Passing.

Places of Study: The candidate has to select the District Name, Place/Village, School Name/Institute Name, Year of Pass and Year of Appearance from the drop-down values related to his study for each class.

If the candidate has studied in a state other than Andhra Pradesh or Telangana, then select OTHER STATE. If studied outside India, select OTHER COUNTRY.

Place of Study

Class *	Place / Village *	School Name / Institute Name *	Year of first appearance *	Year Of Pass *
Class 9 * Konaseema	Razole	ZPHS, Razole	2015	2016
Class 10 * Konaseema	Razole	ZPHS, Razole	2016	2017
Inter 1st year / Equivalent * Konaseema	Razole	Govt Junior College	2017	2018
Inter 2nd year / Equivalent * Konaseema	Razole	Govt Junior College	2018	2019
Degree 1st year * Konaseema	Razole	Govt Degree College	2019	2020
Degree 2nd year * Konaseema	Razole	Govt Degree College	2020	2021
Degree 3rd year * Konaseema	Razole	Govt Degree College	2021	2022

Local Area *

AU For local status of students migrated from Telangana to AP, refer home page

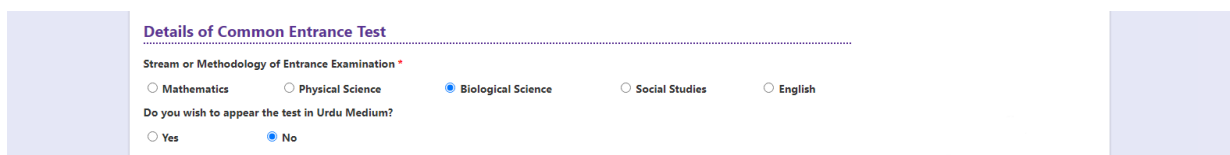
Local Area: Based on the places of study during the preceding 7 years of the qualifying examination, local area is decided.

On entering the candidate's places of study, local area of the candidate is auto populated by the application system i.e., AU, SVU, OU or NL. However, these credentials will be verified based on the certificates produced at the time of admission.

Medium of Instruction at Qualifying Exam: Enter the medium of instruction at the qualifying examination (Intermediate or degree as applicable).

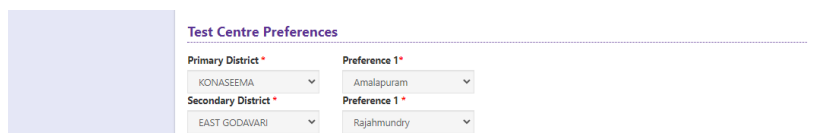
4. Details of Common Entrance Test

Depending on your qualifying degree you may select eligible methodology.



Test Centre Preference:

Select Primary & Secondary Test Center from the drop-down list as shown in the screen below



Candidates are given option to choose two preferences of centers of their choice from the above list. However, Convener reserves the right to allot candidates to any other center(s) in unavoidable circumstances.

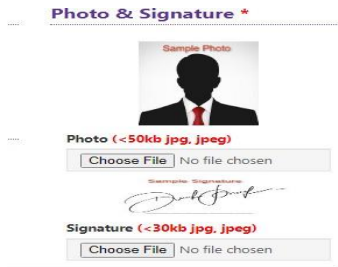
Are you appearing for AP LAW CET-2023 also?

As APEDCET and APLAWCET / APPGLCET are scheduled on same day this year, you are required to submit whether you are appearing for APLAWCET / APPGLCET also- Yes or No.

Photo and Signature:

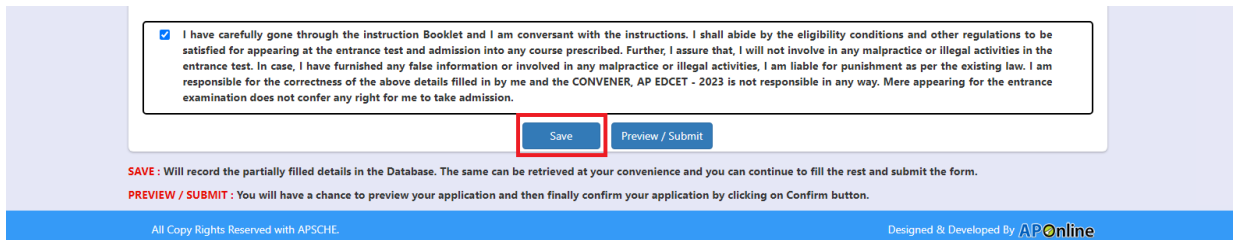
DON'T FORGET to upload your Photograph & Signature. A good quality passport size photograph in .jpg or .jpeg of less than 50Kb and signature signed with a black pen on

a white paper shall be scanned and saved as **.jpg or .jpeg** of **less than 30Kb** shall be uploaded by clicking on browse button under the photograph and signature panels and selecting the files already kept ready.

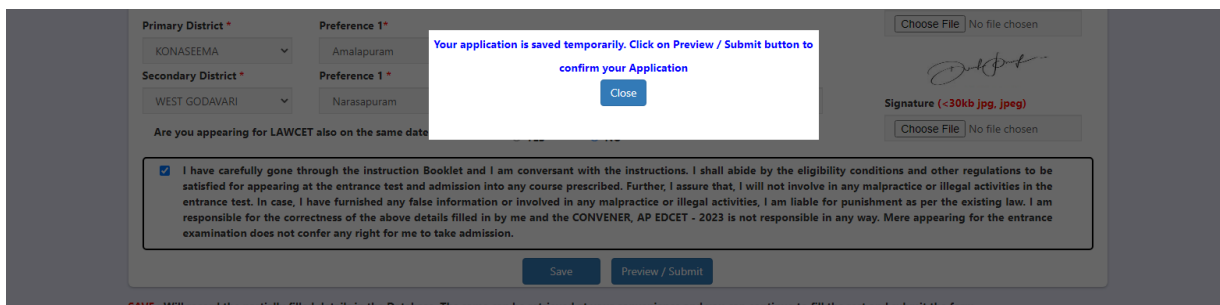


Save and Preview/Submit

After furnishing ALL the required data and correct particulars, read the declaration at the end of the page and select the check box if you are done with Online Application Form filling. Then, click on save to save the data.



Clicking on **Save** button will save the entered details partially and displays a message as shown in the screen below.



If you are sure of the data entered, you can **Preview/Submit** the online application.

I have carefully gone through the instruction Booklet and I am conversant with the instructions. I shall abide by the eligibility conditions and other regulations to be satisfied for appearing at the entrance test and admission into any course prescribed. Further, I assure that, I will not involve in any malpractice or illegal activities in the entrance test. In case, I have furnished any false information or involved in any malpractice or illegal activities, I am liable for punishment as per the existing law. I am responsible for the correctness of the above details filled in by me and the CONVENER, AP ECET - 2023 is not responsible in any way. Mere appearing for the entrance examination does not confer any right for me to take admission.

Save

Preview / Submit

SAVE: Will record the partially filled details in the Database. The same can be retrieved at your convenience and you can continue to fill the rest and submit the form.

PREVIEW / SUBMIT: You will have a chance to preview your application and then finally confirm your application by clicking on Confirm button.

Clicking on **Preview/Submit** button will display the preview page where candidate can review application as shown in the screen below.



Application Preview for AP EDCET - 2023

Candidate Details :

Candidate's Name * S SATISH KUMAR (as per SSC or Equivalent Records)	Father's Name * S BHASKAR RAO (as per SSC or Equivalent Records)	Mother's Name * S S DEVI (as per SSC or Equivalent Records)
Date of Birth * (dd/mm/yyyy) 15/03/2003	Gender * MALE	Aadhaar Card Number * 471713848167
Ration Card Number		

Annual Income of the Parents (Rs.)

Below Rs 1 Lakh Income Certificate Number

Category *

BC_D Caste Certificate Number

Special Reservation Category

National Cadet Corps (NCC) : NO
Children of Armed Personnel (CAP) : NO
Sports & Games : NO
Bharat Scouts and Guides: NO

PH (Physically Handicapped)

VH (Visually Handicapped) :NO
HI (Hearing Impaired) :NO
OH (Orthopedically Handicapped) :NO

Minority / Non-Minority *

Non-Minority

Present Address

House No. (or) C/O * 9-6-46	Village / Street / Locality * TEMPLE STREET	Mandal / Town / City * RAZOLE
District * Konaseema	State * ANDHRA PRADESH	Pin Code * 544233
Mobile Number * 9849635096	Alternate Mobile Number	Telephone Number (Landline)

E-Mail Id *

satishkumar.sarella@aptonline.in

Permanent Address

House No. (or) C/O * 9-6-46	Village / Street / Locality * TEMPLE STREET	Mandal / Town / City * RAZOLE
District * Konaseema	State * ANDHRA PRADESH	Pin Code * 544233

Qualifying Examination

Type of the Exam * ANY DEGREE OF 3-YEAR DURATION	Major Group Subjects of the Qualifying Exam * BOTANY ZOOLOGY CHEMISTRY
DO YOU POSSESS MA ENGLISH ALSO * <input type="checkbox"/> NO	Hall Ticket No of the Qualifying Examination * 1234512345
DO YOU POSSESS PG DEGREE ALSO * <input type="checkbox"/> NO	Year of App. / Passing the Qualifying Exam * 2022
	Medium of Instruction at Qualifying Exam * English

SSC or Equivalent (10th Class) *

Urban	SSC Hall Ticket No * 12341234	Month of Passing * March	Year of Passing * 2017
-------	---	------------------------------------	----------------------------------

Intermediate or Equivalent (10+2) *

Urban	Intermediate Hall Ticket No 654321	Month of Passing March	Year of Passing 2019
-------	--	----------------------------------	--------------------------------

Group Subjects

BIPC

Place of Study

Class 9* Konaseema	Place / Village * RAZOLE	School Name / Institute Name * ZPHS RAZOLE	Year Of first appearance * 2015	Year Of Pass * 2016
Class 10* Konaseema	Place / Village * RAZOLE	School Name / Institute Name * ZPHS RAZOLE	Year Of first appearance * 2016	Year Of Pass * 2017
Inter 1st year / Equivalent* Konaseema	Place / Village * RAZOLE	School Name / Institute Name * GOVT JUNIOR COLLEGE	Year Of first appearance * 2017	Year Of Pass * 2018
Inter 2nd year / Equivalent* Konaseema	Place / Village * RAZOLE	School Name / Institute Name * GOVT JUNIOR COLLEGE	Year Of first appearance * 2018	Year Of Pass * 2019
Degree 1st year* Konaseema	Place / Village * RAZOLE	School Name / Institute Name * GOVT DEGREE COLLEGE	Year Of first appearance * 2019	Year Of Pass * 2020
Degree 2nd year* Konaseema	Place / Village * RAZOLE	School Name / Institute Name * GOVT DEGREE COLLEGE	Year Of first appearance * 2020	Year Of Pass * 2021
Degree 3rd year* Konaseema	Place / Village * RAZOLE	School Name / Institute Name * GOVT DEGREE COLLEGE	Year Of first appearance * 2021	Year Of Pass * 2022

Local Area *

AU For local status of students migrated from Telangana to AP, refer home page

Details of Common Entrance Test

Stream or Methodology of Entrance Examination *
Biological Science

Do You Wish To Appear The Test In Urdu Medium?
NO

Test Centre Preferences

Primary District * KONASEEMA	Preference 1* Amalapuram	Preference 2 * N.A	Preference 3 * N.A
Secondary District * WEST GODAVARI	Preference 1 * Narasapuram	Preference 2 * Bhimavaram	Preference 3 * Tadepalligudem

Are you appearing for LAW CET also on the same date : * NO

Photo & Signature *



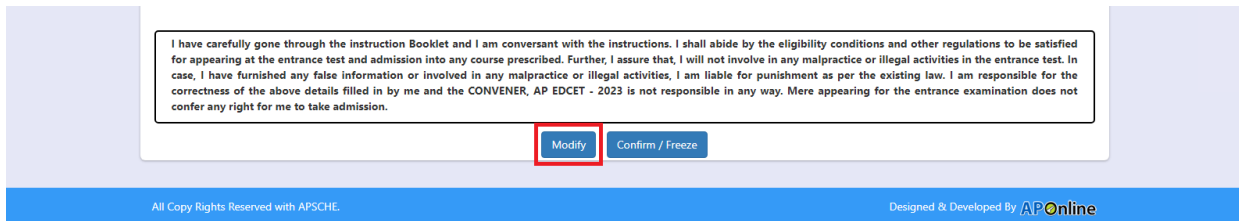
I have carefully gone through the Instruction Booklet and I am conversant with the instructions. I shall abide by the eligibility conditions and other regulations to be satisfied for appearing at the entrance test and admission into any course prescribed. Further, I assure that, I will not involve in any malpractice or illegal activities in the entrance test. In case, I have furnished any false information or involved in any malpractice or illegal activities, I am liable for punishment as per the existing law. I am responsible for the correctness of the above details filled in by me and the CONVENER, AP EDCET - 2023 is not responsible in any way. Mere appearing for the entrance examination does not confer any right for me to take admission.

[Modify](#) [Confirm / Freeze](#)

Modify and Confirm/Freeze

Once the online application is **Submitted**, two buttons pop up **MODIFY** and **CONFIRM / FREEZE**.

A click on **Modify** button enables the candidate to re-inspect the entire application to correct any errors or mistakes in the submitted application. **This is only a last chance to rectify the data.**

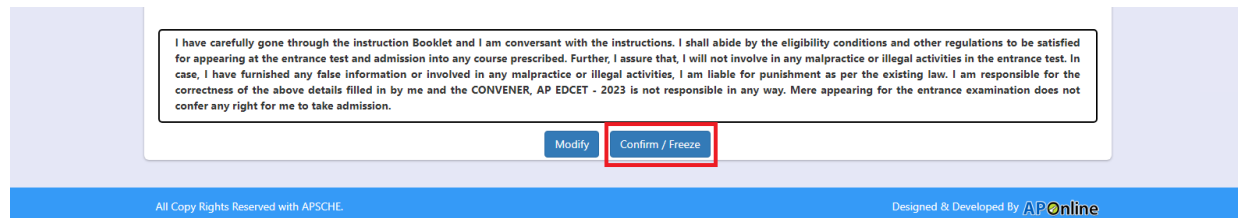


I have carefully gone through the instruction Booklet and I am conversant with the instructions. I shall abide by the eligibility conditions and other regulations to be satisfied for appearing at the entrance test and admission into any course prescribed. Further, I assure that, I will not involve in any malpractice or illegal activities in the entrance test. In case, I have furnished any false information or involved in any malpractice or illegal activities, I am liable for punishment as per the existing law. I am responsible for the correctness of the above details filled in by me and the CONVENER, AP EDCET - 2023 is not responsible in any way. Mere appearing for the entrance examination does not confer any right for me to take admission.

Modify Confirm / Freeze

All Copy Rights Reserved with APSCHE. Designed & Developed By APOnline

After the data is modified and saved, the data need to be confirmed by clicking on **CONFIRM/FREEZE** to submit the application finally. The data in the application is frozen and no more editing is allowed.

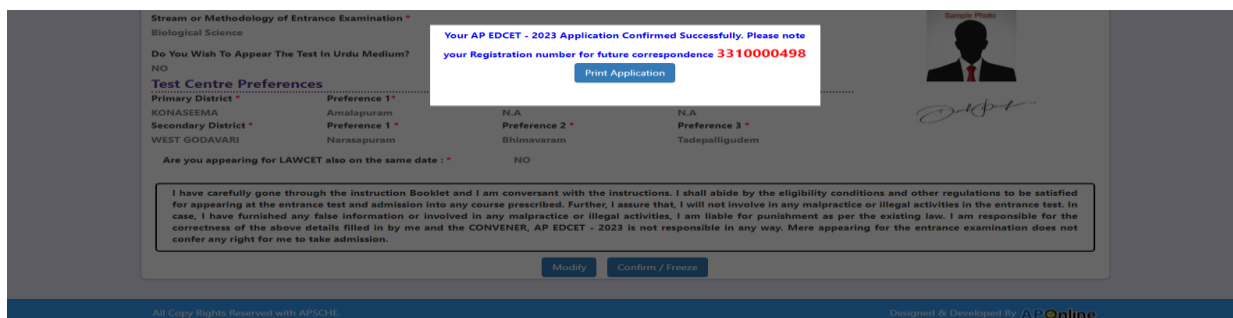


I have carefully gone through the instruction Booklet and I am conversant with the instructions. I shall abide by the eligibility conditions and other regulations to be satisfied for appearing at the entrance test and admission into any course prescribed. Further, I assure that, I will not involve in any malpractice or illegal activities in the entrance test. In case, I have furnished any false information or involved in any malpractice or illegal activities, I am liable for punishment as per the existing law. I am responsible for the correctness of the above details filled in by me and the CONVENER, AP EDCET - 2023 is not responsible in any way. Mere appearing for the entrance examination does not confer any right for me to take admission.

Modify Confirm / Freeze

All Copy Rights Reserved with APSCHE. Designed & Developed By APOnline

After clicking on Confirm button, the application will be submitted and a pop-up message will be displayed as shown in the screen below.



Stream or Methodology of Entrance Examination *
Biological Science

Do You Wish To Appear The Test In Urdu Medium?
NO

Test Centre Preferences

Primary District *	Preference 1 *	N/A	N/A
KONASEEMA	Amalapuram		
Secondary District *	Preference 1 *	Preference 2 *	Preference 3 *
WEST GODAVARI	Narasapuram	Bhimavaram	Tadepalligudem

Are you appearing for LAW CET also on the same date : *
NO

I have carefully gone through the instruction Booklet and I am conversant with the instructions. I shall abide by the eligibility conditions and other regulations to be satisfied for appearing at the entrance test and admission into any course prescribed. Further, I assure that, I will not involve in any malpractice or illegal activities in the entrance test. In case, I have furnished any false information or involved in any malpractice or illegal activities, I am liable for punishment as per the existing law. I am responsible for the correctness of the above details filled in by me and the CONVENER, AP EDCET - 2023 is not responsible in any way. Mere appearing for the entrance examination does not confer any right for me to take admission.

Modify Confirm / Freeze

Your AP EDCET - 2023 Application Confirmed Successfully. Please note your Registration number for future correspondence **3310000498**





Print Application

All Copy Rights Reserved with APSCHE. Designed & Developed By APOnline

The candidate can print the submitted application through this option.

“Your application is submitted successfully. Please note your Registration Number for further reference”.

Candidate can take print out of the application by clicking on **Print** button present bottom of the application which is useful for further correspondence. The same should be submitted in the test center. Use the **Registration number** for future reference.

AP EDCET - 2023			
Education Common Entrance Test (Conducted by Andhra University, Visakhapatnam on behalf of APSCHE)			
1. Stream #	: Biological Science		
2. (a) Qualifying Examination#	: ANY DEGREE OF 3-YEAR DURATION		
(b) Qualifying Exam Hall Ticket No #	: 1234512345		
(c) Year of App./Passing the Qualifying Exam	: 2022		
(d) Medium of Instruction at Qualifying Exam	: English		
(e) Place of Study - Intermediate or Equivalent	: Urban		
3. (a) Candidate's Name #	: S SATISH KUMAR		
(b) Father's Name #	: S BHASKAR RAO		
(c) Mother's Name	: S S DEVI		
(d) Date of Birth (as per SSC or Equivalent) #	: 15/03/2003		
(e) Gender	: MALE		
4. Category #	: BC_D		
5. Local Area	: AU		
6. (a) Non-Minority / Minority	: Non-Minority		
(b) Minority Category	: NA		
7. Annual Income of the Parents (Rs.)	: Below Rs 1 Lakh		
8. (a) Study Details			
Class 9	Konaseema	Class 10	Konaseema
Inter 1st year / Equivalent	Konaseema	Inter 2nd year / Equivalent	Konaseema
Degree 1st year	Konaseema	Degree 2nd year	Konaseema
Degree 3rd year	Konaseema		
(b) Place of Study - SSC or Equivalent	: Urban		
(c) SSC Hall Ticket Number & Year of Passing	: 12341234, March - 2017		
(d) Inter Hall Ticket Number & Year of Passing & Group	: 654321, March - 2019, BIPC		
9. (a) Address for Correspondence	: 9-6-46, TEMPLE STREET, RAZOLE, Konaseema, ANDHRA PRADESH, 544233		
(b) Contact Telephone Number (Mobile)	: 9849635056		(c) E-Mail Id : satishkumar.sarella@aptonline.in
(d) Aadhar Card number	: XXXXXXXX		
10. Test Centre Preferences			
Districts	Preference - 1	Preference - 2	Preference - 3
KONASEEMA	Amalapuram	N.A	N.A
WEST GODAVARI	Narasapuram	Bhimavaram	Tadepalligudem
11. (a) Fee particulars - Payment through	: ONLINE		(c) Amount (in Rs.) : 514.16
(b) Payment Reference Id.	: P33100012566		
* - These Fields CANNOT be edited by candidate, but written request can be made to the CONVENER or Regional Coordinator of AP EDCET 2023 or email to help@apedcet023@gmail.com. Remaining fields can be edited by the candidate during the permitted period. For details contact at 7659924669.			
Declaration :	1) I have carefully gone through the instruction booklet and I am conversant with the instructions. I shall abide by the eligibility conditions and other regulations to be satisfied for appearing at the entrance test and admission into any course prescribed. Further, I assure that, I will not involve in any malpractice or illegal activities in the entrance test. In case, I have furnished any false information or involved in any malpractice or illegal activities, I am liable for punishment as per the existing law. 2) I am responsible for the corrections of the above details filling by me and the CONVENER AP EDCET-2023 is not responsible in anyway.		
Date :	27/03/2023 09:06 AM		
Affix a recent color photograph (3.5 cmX3.5 cm) and get attested by a Gazetted Officer or the Principal of the College where studied (Well in advance BEFORE EXAMINATION)	SIGNATURE AND LEFT HAND THUMB impression of the candidate to be done in the presence of the Invigilator on the day of Examination in the Examination Hall		
	SIGNATURE OF THE CANDIDATE in the presence of the Invigilator	Left Thumb Impression	
  			
			
Note : 1) ALL the candidates have to submit this form in the Examination Hall to the Invigilator. 2) Candidates are not allowed into the Examination Hall even if they are LATE BY A MINUTE. 3) This is computer Generated sheet and does not require the signature of the CONVENER, AP EDCET-2023			

Print

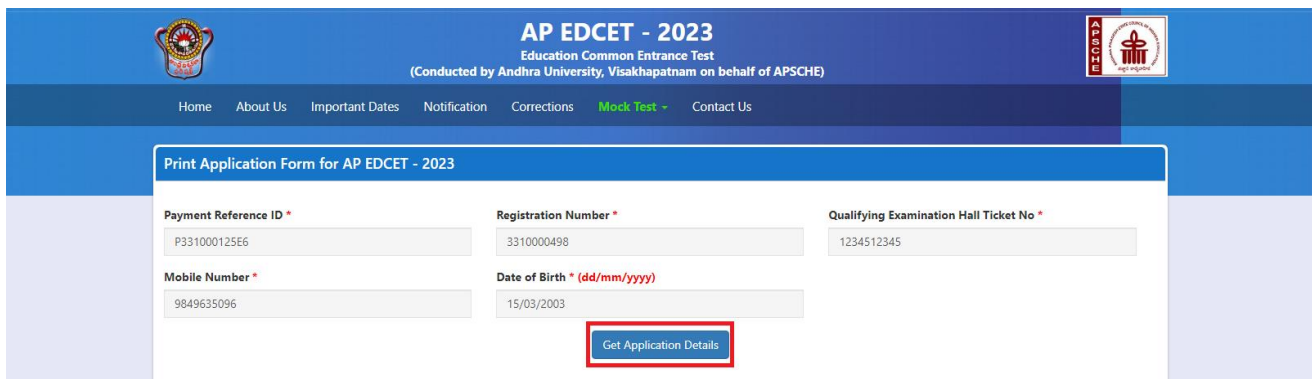
Step 4: Print Application Form (Only After Submitting Application Form)

The candidate can print the submitted application through this option.

Candidate can take print out of the application by clicking on **Print Application** button which is useful for further correspondence.



After clicking on Print Application Form tab from AP EDCET -2023 Home page, the Print Application Form for AP EDCET-2023 page will be displayed then enter all the mandatory details and click on **Get Application Details** as show in the screen below.

The screenshot shows the 'Print Application Form for AP EDCET - 2023' page. It contains several input fields for mandatory details: Payment Reference ID (P331000125E6), Registration Number (3310000498), Qualifying Examination Hall Ticket No (1234512345), Mobile Number (9849635096), and Date of Birth (15/03/2003). A blue button labeled 'Get Application Details' is highlighted with a red border at the bottom center of the form.

After entering all the mandatory details and clicking on Get Application Details, the print copy of the AP EDCET-2023 application will be displayed for printing as show in the screen below.

AP EDCET - 2023 Education Common Entrance Test (Conducted by Andhra University, Visakhapatnam on behalf of APSCH)		
1. Stream # : Biological Science		
2. (a) Qualifying Examination# : ANY DEGREE OF 3-YEAR DURATION (b) Qualifying Exam Hall Ticket No # : 1234512345 (c) Year of App./Passing the Qualifying Exam : 2022 (d) Medium of Instruction at Qualifying Exam : English (e) Place of Study - Intermediate or Equivalent : Urban		
Preserve the Registration Number for all future correspondence REGISTRATION NO. : 3310000498 		
3. (a) Candidate's Name # : S SATISH KUMAR (b) Father's Name # : S BHASKAR RAO (c) Mother's Name : S S DEVI (d) Date of Birth (as per SSC or Equivalent) # : 15/03/2003 (e) Gender : MALE		
4. Category # : BC_D 5. Local Area : AU		
6. (a) Non-Minority / Minority : Non-Minority (b) Minority Category : N.A		
7. Annual Income of the Parents (Rs.) : Below Rs 1 Lakh		
8. (a) Study Details		
Class 9	Konaseema	Class 10
Inter 1st year / Equivalent	Konaseema	Inter 2nd year / Equivalent
Degree 1st year	Konaseema	Degree 2nd year
Degree 3rd year	Konaseema	
(b) Place of Study - SSC or Equivalent : Urban (c) SSC Hall Ticket Number & Year of Passing : 12341234, March - 2017 (c) Inter Hall Ticket Number & Year of Passing & Group : 654321, March - 2019, BPC		
9. (a) Address for Correspondence : 9-6-46, TEMPLE STREET, RAJOLE, Konaseema, ANDHRA PRADESH, 544233		
(b) Contact Telephone Number (Mobile) : 9848635096 (c) E-Mail Id : satishkumar.sarella@aptonline.in (d) Aadhar Card number : XXXXXX00X		
10. Test Centre Preferences		
Districts	Preference - 1	Preference - 2
KONASEEMA	Amalapuram	N.A
WEST GODAVARI	Narasapuram	Bhimavaram
		Tadepalligudem
11. (a) Fee particulars - Payment through : ONLINE (c) Amount (in Rs.) : 514.16 (b) Payment Reference Id. : P331000125E6		
<p style="font-size: small; text-align: center;">* These Fields CANNOT be edited by candidate, but written request can be made to the CONVENER or Regional Coordinator of AP EDCET 2023 or email to helpdeskapedcet2023@gmail.com. Remaining fields can be edited by the candidate during the permitted period. For details contact at 7659934669.</p>		
Declaration : 1) I have carefully gone through the instruction booklet and I am conversant with the instructions. I shall abide by the eligibility conditions and other regulations to be satisfied for appearing at the entrance test and admission into any course prescribed. Further, I assure that, I will not involve in any malpractice or illegal activities in the entrance test. In case, I have furnished any false information or involved in any malpractice or illegal activities, I am liable for punishment as per the existing law. 2) I am responsible for the corrections of the above details filling by me and the CONVENER AP EDCET-2023 is not responsible in anyway.		
Date : 27/03/2023 09:06 AM		
SIGNATURE and LEFT HAND THUMB impression of the candidate to be done in the presence of the Invigilator on the day of Examination in the Examination Hall		
Affix a recent color photograph (3.5 cmX3.5 cm) and get attested by a Gazetted Officer or the Principal of the College where studied (Well in advance BEFORE EXAMINATION)	SIGNATURE OF THE CANDIDATE in the presence of the Invigilator	Left Thumb Impression
Note : 1) ALL the candidates have to submit this form in the Examination Hall to the Invigilator. 2) Candidates are not allowed into the Examination Hall even if they are LATE BY A MINUTE. 3) This is computer Generated sheet and does not require the signature of the CONVENER, AP EDCET-2023		

Print