

## [USER GUIDE TO FILL THE ONLINE APPLICATION FORM FOR](#)

### [AP EDCET-2025](#)

[URL: https://apcets.apsche.ap.gov.in/EDCET](https://apcets.apsche.ap.gov.in/EDCET)

The candidates are required to be ready with the **following mandatory / optional details** to fill in the appropriate fields before filling the Online Application Form:

**The Mandatory / Optional details are as follows:**

<b>S.NO</b>	<b>Details Required</b>	<b>Document to be Referred</b>
<b>1</b>	<b>Credit card/Debit card details/Net Banking</b>	Credit card/Debit card details/Net Banking
<b>2</b>	<ul style="list-style-type: none"><li>• <b>Qualifying Examination appeared or passed</b></li><li>• <b>Hall ticket Number of the Qualifying Examination</b></li></ul>	Marks Memo / Hall Ticket Number of Degree / Intermediate / 10th
<b>3</b>	<b>Test Applied For B.Ed. / methodology chosen under part C of the Test</b>	Eligibility Criteria
<b>4</b>	<b>Date of Birth</b>	Birth Certificate / SSC or Equivalent Certificate
<b>5</b>	<b>Hall Ticket Number of SSC or Equivalent examination Certificate</b>	SSC or Equivalent Certificate
<b>6</b>	<b>Income of Parents</b>	The Income certificate issued by MRO / Competent Authority
<b>7</b>	<b>Study Details</b>	Study certificates from Class 6th to 10+2/degree or diploma / PG.
<b>8</b>	<b>Category (SC, ST, BC, etc.) and certificate number of the Caste.</b>	The Caste Certificate issued by the MRO/ Competent Authority
<b>9</b>	<b>Special Category (NCC, PH, Sports, CAP, Bharat Scouts, etc.)</b>	The Certificate issued by Competent Authority
<b>10</b>	<b>Aadhaar Card details</b>	12-digit Aadhaar Card Number

The following system requirements need to be available to comfortably browse EDCET-2025 official website <https://cets.apsche.ap.gov.in/EDCET>

### **SYSTEM REQUIREMENTS:**

For better viewing of EDCET-2025 website and smooth Application submission through ONLINE mode, the candidates are hereby informed that the following computer system requirements are most desirable:

- Chrome Browser: Latest Version
- Screen Resolution : 600x800
- pdf Reader: Adobe Acrobat Reader 8.0 and above
- Disable the pop-up blocks and uninstall all the Script blockers.

### **AP EDCET 2025 - FEE PAYMENT AND ONLINE APPLICATION FORM FILLING PROCESS**

VISIT <https://cets.apsche.ap.gov.in/EDCET>

The screenshot displays the AP EDCET - 2025 website. At the top, the header includes the APSCHE logo, the text "AP EDCET - 2025 Education Common Entrance Test (Conducted by Acharya Nagarjuna University, Guntur on behalf of APSCH)", and the APSCHE logo. Below the header is a navigation menu with links: Home, About Us, Important Dates, Notification, Corrections, Mock Test, and Contact Us. The main content area is divided into two sections. On the left, under the "Information" tab, there is a vertical list of links: Important dates, NCC Merit List, CAP Merit List, Sports & Games Merit List, Bharath Scouts & Guides G.O., and List of Sports & Games. On the right, there is a four-step application process diagram. Step 1: Eligibility Criteria And Fee Payment (represented by a blue icon of a hand holding a card). Step 2: Know Your Payment Status (represented by a purple icon of a magnifying glass over a document). Step 3: Fill Application (Only After Fee Payment) (represented by a red icon of a person sitting at a desk). Step 4: Print Application Form (Only After Submitting Application Form) (represented by a green icon of a printer).

There are 4 **Steps** in filling the AP EDCET-2025 online application.

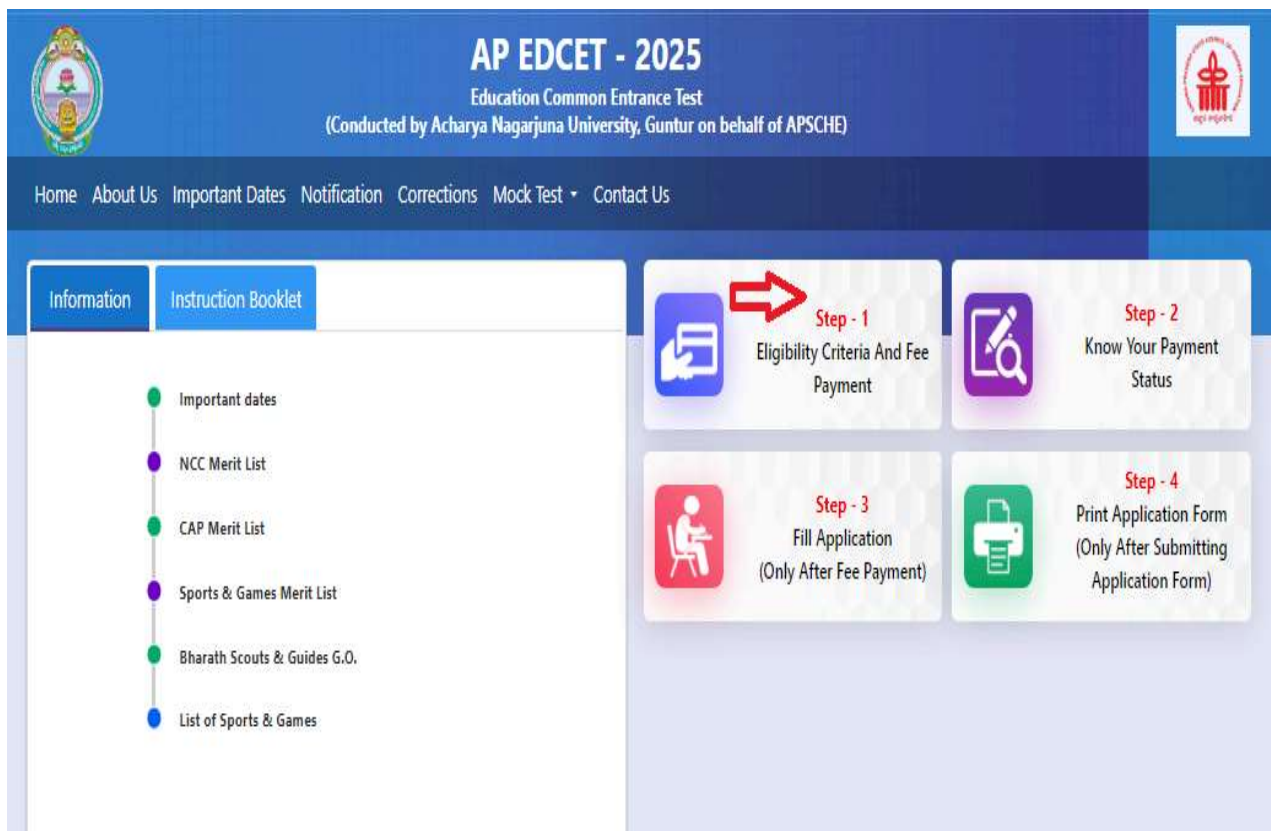
**Step-1: Eligibility Criteria & Fee Payment:** Candidate can make Online Fee Payment through this option.

**Step-2: Know your Payment status:** Candidate can check Success/Failure status of Fee Payment


**Step-3: Fill Application (Only After Fee Payment):** After fee payment by Debit/Credit/Net Banking modes, candidates should fill in the Application through this option.

**Step-4: Print Application Form (Only After Submitting Application Form):** After application form submission, candidate can print the submitted form.

**Step 1 Eligibility Criteria and Fee Payment:** Select/Click on **Eligibility Criteria & Fee Payment** Tab as shown in the screen below.




After clicking on **Eligibility Criteria & Fee Payment** Tab, a fee payment web page will be displayed as shown in the screen below.



# AP EDCET - 2025

Education Common Entrance Test  
(Conducted by Acharya Nagarjuna University, Guntur on behalf of APSOHE)



[Home](#) | [About Us](#) | [Important Dates](#) | [Notification](#) | [Corrections](#) | [Mock Test](#) | [Contact Us](#)

**Fee Payment for AP EDCET - 2025**

Qualifying Degree Hall Ticket Number \* :

Candidate's Name \* :

Date of Birth \* (as per SSC or Equivalent) :

Mobile Number \* :

Mobile Number Mentioned Above Is My \* :  Self  Father  Mother  Relative

Alternate Mobile Number :

E-Mail ID \* :

Category \* :  OC  BC A  BC B  BC C  BC D  BC E  SC  ST

Sub-Caste \* :

Are you Person with Disability(PwD)? :  Yes

Payment Options (Convenience charges as applicable) \* :  Net Banking (HDFC)  Net Banking (SBI)  Net Banking (ICICI)  Net Banking (Others)  Debit Card  Credit Card

I have carefully read the eligibility criteria and found eligible. In the event I am found not eligible at any stage of the admission process, my admission stands cancelled.

[Proceed To Pay](#)

NOTE: In case your account is debited and the website gets disconnected before payment receipt generation, kindly compulsory check your Payment Status using [Know Your Payment Status](#) option by providing your details. If you get message "Payment Details Not Found", candidate is requested to go for a fresh payment and the amount for the failure transaction will be refunded to their debited bank account in 7 to 10 working days.

Fill in the details given in the above web page. The details are **Qualifying Examination Hall Ticket Number, Candidate's Name, Date of Birth \* (as per SSC or Equivalent), Mobile Number, Mobile Number Mentioned Above Is My, Alternate Mobile Number, E-Mail ID, Category, Sub-Caste, Streams, Payment Options (Convenience charges as applicable), Fee Amount.**

(Fee amount will be populated automatically based on the stream and category selected by the candidate).

**AP EDCET 2025 Application Form Fee:**

OC	BC	SC/ST	PwD
Rs 650	Rs 500	Rs 450	Rs 450

**PAYMENT BY NETBANKING / CREDIT / DEBIT CARD MODE: Registration fee can be paid through Net Banking or Credit Card or Debit Card.**

Select the appropriate radio button for payment of registration fee as shown in the screen below:

**AP EDCET - 2025**  
Education Common Entrance Test  
(Conducted by Acharya Nagarjuna University, Guntur on behalf of APSOHE)

Home About Us Important Dates Notification Corrections Mock Test Contact Us

### Fee Payment for AP EDCET - 2025

Qualifying Degree Hall Ticket Number \* :

Candidate's Name \* :

Date of Birth \* (as per SSC or Equivalent) :

Mobile Number \* :

Mobile Number Mentioned Above Is My \* :  Self  Father  Mother  Relative

Alternate Mobile Number :

E-Mail ID \* :

Category \* :  OC  BC A  BC B  BC C  BC D  BC E  SC  ST

Sub-Caste \* :

Are you Person with Disability(PwD)? :  Yes

Payment Options (Convenience charges as applicable) \* :  Net Banking (HDFC)  Net Banking (SBI)  Net Banking (ICICI)  Net Banking (Others)  Debit Card  Credit Card

I have carefully read the eligibility criteria and found eligible. In the event I am found not eligible at any stage of the admission process, my admission stands cancelled.

**Proceed To Pay**

**NOTE:** In case your account is debited and the website gets disconnected before payment receipt generation, kindly compulsory check your Payment Status using [Know Your Payment Status](#) option by providing your details. If you get message "Payment Details Not Found", candidate is requested to go for a fresh payment and the amount for the failure transaction will be refunded to their debited bank account in 7 to 10 working days.

After clicking on the **Proceed To Pay** button, the control will lead you to the **Modal PopUp Preview** as shown in the screen below.

**Confirm below Payment Details**

<b>Qualifying Exam HallTicket Number</b>	:	2420
<b>Candidate's Name</b>	:	manju
<b>Date of Birth(as per SSC or Equivalent)</b>	:	18/08/2000
<b>Mobile Number</b>	:	9676738616
<b>Mobile Number Mentioned Above Is My</b>	:	Self
<b>Alternate Mobile Number</b>	:	9014441659
<b>E-Mail ID</b>	:	sandeep.nagireddy@aptonline.in
<b>Category</b>	:	BC_A
<b>Sub-Caste</b>	:	perika
<b>Are you Person with Disability(PwD)? :</b>	:	YES
<b>Payment Option</b>	:	Net Banking (HDFC)
<b>Fee Amount</b>	:	Rs. 450.00/-

**Confirm** **Cancel**

After clicking on the **Confirm** button, the control will lead you to the **BANK PAYMENT GATEWAY** as shown in the screen below.

Reference No : EBSPA1503EA7641B2  
Amount : 567.70

**APTONLINE LIMITED**

**Cards**

Pay using  VISA  MasterCard  Debit  RuPay

*For Maestro cards, please enter Expiry Date and CVV no. If available or else ignore and proceed.*

Card number : \*

Card holder name :

Expiry date :

CVV number :

**PAY NOW**  
Cancel

Your transaction is processed through a secure 2048 bit https internet connection based on secure socket layer technology. For security purposes, your following details have been logged.  
IP address 182.78.33.220 and access time Fri Mar 15 12:19:35 IST 2024.

The confirmation of successful payment of Registration Fee is shown with the “**Your Payment done successful**” item in the below web page as **Payment Status** along with “**Payment Id**”. (**Note: Preserve both the IDs for future correspondence**). Click on the button “**Proceed to Fill Application**” and you will be taken to the next screen.

**Payment Success for AP EDCET - 2025**

**Your Payment done Successfully**

Payment ID	:	<b>P351000028BC</b>
Candidate's Name	:	<b>SANDEEP</b>
Qualifying Examination Hall Ticket No	:	<b>2632</b>
Payment Reference Number	:	<b>PTM0704A1FE1D43F</b>
Mobile Number	:	<b>6305144656</b>
Total Amount	:	<b>467.70</b>

**Note** : Please note the above mentioned Payment ID for all your future correspondence

**Proceed to Fill Application**

Click on “**Proceed to Fill Application**” to fill the application immediately and you will be taken to the Application screen as described in step 3. If you choose another day to fill the application, simply close the window and in such case, you need to start from step3.

In a rare case, if the amount is deducted from your account and Payment ID is not displayed, wait for a few hours and check your payment status as described in step 2.

Otherwise pay the registration fee again as in step 1 on the next day. The amount deducted from your account made in the first attempt will be refunded or rolled back into your account.

**Step 2: Know Your Payment Status:** In case your account is debited and the website gets disconnected before payment receipt generation, kindly check your Payment Status using the **Know Your Payment Status** option by providing your details as shown below. Click on **Know Your Payment Status** tab for checking the status of the payment as shown in the below screen.

The screenshot displays the AP EDCET - 2025 website. The header includes the APSCHE logo, the text 'AP EDCET - 2025 Education Common Entrance Test (Conducted by Acharya Nagarjuna University, Guntur on behalf of APSCHE)', and the APSCHE logo. The navigation menu contains: Home, About Us, Important Dates, Notification, Corrections, Mock Test, and Contact Us. The main content area has two tabs: 'Information' and 'Instruction Booklet'. Under 'Information', there is a vertical list of links: Important dates, NCC Merit List, CAP Merit List, Sports & Games Merit List, Bharath Scouts & Guides G.O., and List of Sports & Games. To the right, a process flow is shown with four steps: Step - 1 (Eligibility Criteria And Fee Payment), Step - 2 (Know Your Payment Status), Step - 3 (Fill Application (Only After Fee Payment)), and Step - 4 (Print Application Form (Only After Submitting Application Form)). A red arrow points from Step 1 to Step 2, indicating the current step.

After clicking on **Know Your Payment Status** Tab, the following page will be displayed. Enter the same Hall ticket number, Mobile number, Date of Birth as given in step 1 and click on **Check Payment Status** button as shown in the screen below.

## Know Your Payment Status for AP EDCET - 2025

Qualifying Examination Hall Ticket No \*

Mobile Number \*

Enter Qualifying Examination Hall Ticket No

Enter Mobile Number

Check Payment Status

Payment Status will be displayed by clicking on the **Check Payment Status** button as shown in the screen below.

## Know Your Payment Status for AP EDCET - 2025

Qualifying Examination Hall Ticket No \*

Mobile Number \*

2626

9014441659

Check Payment Status

S.No.	Payment Reference ID	Status
1	P35100002276	SUCCESS

### Step 3: FILL APPLICATION (Only After Fee Payment):

The candidate can start filling the application by selecting the tab “Fill Application (only after fee payment)”.

Fill in the details of Payment ID, Qualifying examination Hall ticket number, mobile number and date of birth and click on **Proceed to fill the application** as shown in screen below.

## Application Form for AP EDCET - 2025

Payment Reference ID \*

Qualifying Examination Hall Ticket No \*

Mobile Number \*

Date of Birth \* (dd/mm/yyyy)

P35100002276

2626

9014441659

18/08/2000

Proceed to Fill Application

After Clicking on Proceed to Fill Application button, Application Form for AP EDCET - 2025 will be displayed as shown in the screen below.



# Application Form for AP EDCET - 2025

Payment Reference ID *	Qualifying Examination Hall Ticket No *	Mobile Number *	Date of Birth * (dd/mm/yyyy)
P35100002276	2626	9014441659	18/08/2000

## Candidate Details :

Candidate's Name *(as per SSC or Equivalent Records)	Father's Name *(as per SSC or Equivalent Records)	Mother's Name *(as per SSC or Equivalent Records)
SANDEEP	FATHER	MOTHER
Date of Birth * (dd/mm/yyyy)	Gender *	Aadhaar Card Number *
18/08/2000	<input checked="" type="radio"/> Male <input type="radio"/> Female <input type="radio"/> Transgender	464401764486
APAAR ID	Ration Card Number	
APAR7818	RTCN1808	

## Annual Income of the Parents (Rs.) \*

- Below Rs 1 Lakh  Above Rs 1 Lakh and Below Rs 2.5 Lakhs  Above Rs 2.5 Lakhs and below Rs 8 Lakhs  Above Rs 8 Lakhs

Income Certificate Number

### Income Certificate Details \*

Candidate Name	:	KATIKE BEGUM
Father Name / Husband Name	:	K ANWAR
Valid Date	:	02/09/2026
Total Income (Rs.)	:	60000.00
Confirm Your Income Certificate Details	:	<input checked="" type="radio"/> Yes <input type="radio"/> No

## Category \*

BC A

## Sub-Caste \*

MALA

Caste Certificate Number 

CGC011609384696

### Caste Certificate Details \*

Candidate Name : PERIKALA SUMANVITHA RAO

Father Name : P YUGANDHAR KUMAR

Category : MALA (SC)

Confirm Your Caste Certificate Details :  Yes  No

## Special Reservation Category

- National Cadet Corps (NCC)
- Children of Armed Personnel (CAP)
- Sports & Games
- Bharat Scouts and Guides

## PwD \*

Are you Person with Disability(PwD)? : YES

- Blindness and Low vision
- Deaf and hard hearing
- Locomotor disability including cerebral palsy, leprosy cured, dwarfism, acid attack victims and muscular dystrophy.
- Autism, Intellectual Disability, Specific Learning Disability, Mental Illness and Multiple Disabilities
- Multiple disability, from amongst persons under clauses (a) to (d) including deaf-blindness in the posts identified for each disability.

Do You Require Scribe?

Yes  No

Sadarem Number (17 Digits)

01001340190112029

### Sadarem Certificate Details \*

Candidate Name : KUMARI DUNNA DHANALAKSHMI

PH Category : MENTAL RETARDATION

Percentage : 100.00

Confirm Your Sadarem Details :  Yes  No

## Minority / Non-Minority \*

Non-Minority  Minority

## Minority \*

Muslim  Christian  Buddhist  Sikh  Jain  Zoroastrian  Other Minority

## Present Address

State *	District *	Mandal *	Village *
ANDHRA PRADESH	Bapatla	Bapatla	Appikotla
Flat No. / House No. / Street / Locality (or) C/O *			Pin Code *
FLAT 2-102/3			508218
Mobile Number *	Alternate Mobile Number	Telephone Number (Landline)	E-Mail Id *
7287066867	9014441659	Enter TelePhone Number (Landline)	SANDEEP.NAGIREDDY@APTONLINE

## Permanent Address

Permanent Address Same as Present Address

State *	District *	Mandal *	Village *
ANDHRA PRADESH	Bapatla	Bapatla	Appikotla
Flat No. / House No. / Street / Locality (or) C/O *			Pin Code *
FLAT 2-102/3			508218

## Qualifying Examination

Type of the Exam \*

ANY DEGREE OF 3-YEAR DURATION

BCA

Do you possess M.A. English also \*

YES  NO

Do you possess PG degree also \*

YES  NO

Major Group Subjects of the Qualifying Exam \*

SA

CA

AP

Hall Ticket No of the Qualifying Examination \*

2424

Year of App. / Passing the Qualifying Exam \*

2022

Medium of Instruction at Qualifying Exam \*

English  Telugu  Urdu  Others

## SSC or Equivalent (10th Class) \*

Urban  Rural

SSC Hall Ticket No \*

Month of Passing \*

Year of Passing \*

### SSC Education Details \*

Candidate Name : THUNGALA MANJUSHA

Father Name : THUNGALA SIVAJI

Date of Birth : 25/04/1998

School Name : RAMAKRISHNA MISSION H S SEETHANAGARAM

District : GUNTUR-II

Confirm Your SSC Education Details :  Yes  No

## Intermediate or Equivalent (10+2)

Urban  Rural

Intermediate Hall Ticket No

Month of Passing

Year of Passing

Group Subjects

## Place of Study

Class 9 *	Place / Village *	School Name / Institute Name *	Year of first appearance *	Year Of Pass *
<input type="text" value="Konaseema"/>	<input type="text" value="P 9"/>	<input type="text" value="S IX"/>	<input type="text" value="2008"/>	<input type="text" value="2009"/>
Class 10 *	Place / Village *	School Name / Institute Name *	Year Of first appearance *	Year of Pass *
<input type="text" value="Anakapalli"/>	<input type="text" value="P 10"/>	<input type="text" value="S X"/>	<input type="text" value="2009"/>	<input type="text" value="2010"/>
Inter 1st year/Equivalent *	Place / Village *	School Name / Institute Name *	Year Of first appearance *	Year of Pass *
<input type="text" value="Kurnool"/>	<input type="text" value="P 11"/>	<input type="text" value="I XI"/>	<input type="text" value="2010"/>	<input type="text" value="2011"/>
Inter 2nd year/Equivalent *	Place / Village *	School Name / Institute Name *	Year of first appearance *	Year Of Pass *
<input type="text" value="Kakinada"/>	<input type="text" value="P 12"/>	<input type="text" value="I XII"/>	<input type="text" value="2011"/>	<input type="text" value="2012"/>
Degree 1st year *	Place / Village *	School Name / Institute Name *	Year of first appearance *	Year Of Pass *
<input type="text" value="Chittoor"/>	<input type="text" value="P D1"/>	<input type="text" value="I DI"/>	<input type="text" value="2012"/>	<input type="text" value="2013"/>
Degree 2nd year *	Place / Village *	School Name / Institute Name *	Year of first appearance *	Year Of Pass *
<input type="text" value="Bapatla"/>	<input type="text" value="P D2"/>	<input type="text" value="I DII"/>	<input type="text" value="2013"/>	<input type="text" value="2014"/>

Degree 2nd year *	Place / Village *	School Name / Institute Name *	Year of first appearance *	Year Of Pass *
Kakinada	p		2015	2016
Degree 3rd year *	Place / Village *	School Name / Institute Name *	Year of first appearance *	Year Of Pass *
Kakinada	p		2016	2017

**Local Area \***

AU

**Details of Common Entrance Test**

Stream or Methodology of Entrance Examination \*

Mathematics
  Physical Science
  Biological Science
  Social Studies
  English

Do you wish to appear the test in Urdu Medium?

Yes
  No

**Test Centre Preferences**

Preference 1\*

ANANTAPUR - Anantapur

Preference 2\*

ANANTAPUR - Gooty

Preference 3\*

BARNTLA - Chirala

Are you appearing for LAWCET also on the same date : \*

YES
  NO

I have carefully gone through the Instruction Booklet and I am conversant with the instructions. I shall abide by the eligibility conditions and other regulations to be satisfied for appearing at the entrance test and admission into any course prescribed. Further, I assure that, I will not involve in any malpractice or illegal activities in the entrance test. In case, I have furnished any false information or involved in any malpractice or illegal activities, I am liable for punishment as per the existing law. I am responsible for the correctness of the above details filled in by me and the CONVENER, AP EDCET - 2025 is not responsible in any way. Mere appearing for the entrance examination does not confer any right for me to take admission.

**Photo & Signature \***

Photo (<50kb jpg, jpeg)

Choose File No file chosen

Signature (<30kb jpg, jpeg)

Choose File No file chosen

**SAVE :** Will record the partially filled details in the Database. The same can be retrieved at your convenience and you can continue to fill the rest and submit the form.

**SUBMIT :** You will have a chance to preview your application and then finally confirm your application by clicking on Confirm button.

In the application form, the fields marked with ‘\*’ symbols are MANDATORY which cannot be left blank without providing information. The details provided during the Registration Fee payment are frozen and cannot be edited.

Candidates need to fill in the following details in the application form:

### Candidate Details:

Candidate Details :		
<b>Candidate's Name *(as per SSC or Equivalent Records)</b>	<b>Father's Name *(as per SSC or Equivalent Records)</b>	<b>Mother's Name *(as per SSC or Equivalent Records)</b>
SANDEEP REDDY	FATHER M	MOTHER M
<b>Date of Birth * (dd/mm/yyyy)</b>	<b>Gender *</b>	<b>Aadhaar Card Number *</b>
18/08/2000	<input checked="" type="radio"/> Male <input type="radio"/> Female <input type="radio"/> Transgender	464401764486
<b>APAAR ID</b>	<b>Ration Card Number</b>	
APR789456454	RTGN78645345343	

**Candidate Name:** Name of candidate as entered in fee payment screen will be displayed here and cannot be modified or edited.

**Father's Name:** The candidate has to enter his / her father's name as per 10<sup>th</sup> class records in the provided space in CAPITAL LETTERS.

**Mother's Name:** The candidate has to enter his / her mother's name as per 10<sup>th</sup> class records in the provided space in CAPITAL LETTERS.

**Date of Birth:** Date of Birth as entered in the fee payment screen will be displayed here and cannot be modified or edited.

**Gender:** Select your Gender among the three options given.

**Aadhaar Card Number/Enrollment No.:** Enter your Aadhaar Card number if not available, enter the Aadhaar Enrolment number.

**APAAR ID :** Enter the Candidate's APAAR ID.

**Ration Card Number:** Enter the Ration card number of your family.

**Annual Income of the Parents (in Rs.):** Select any one of the three options provided as given below regarding the "Annual Income of the Parents (Rs.):" A valid income certificate issued by competent authority and its number should be entered.

**Annual Income of the Parents (Rs.) \***

- Below Rs 1 Lakh     Above Rs 1 Lakh and Below Rs 2.5 Lakhs     Above Rs 2.5 Lakhs and below Rs 8 Lakhs     Above Rs 8 Lakhs

Income Certificate Number

Enter Income Certificate Number

**Note:** Annual Income of the Parents will be auto populated on entering Income Certificate Number. Select Yes or No to confirm the details populated by the application system as shown in the screen below.

**Annual Income of the Parents (Rs.) \***

- Below Rs 1 Lakh     Above Rs 1 Lakh and Below Rs 2.5 Lakhs     Above Rs 2.5 Lakhs and below Rs 8 Lakhs     Above Rs 8 Lakhs

Income Certificate Number

~~XXXXXXXXXX~~

Income Certificate Details *	
Candidate Name	: <del>XXXXXXXXXX</del>
Father Name / Husband Name	: <del>XXXXXXXXXX</del>
Valid Date	: <del>XXXXXXXXXX</del>
Total Income (Rs.)	: <del>XXXXXXXXXX</del>
Confirm Your Income Certificate Details	: <input type="radio"/> Yes <input type="radio"/> No

If the candidate's Annual Income of the Parents is not auto populated on entering Income Certificate Number, the candidate should enter the Income Certificate Number manually and proceed.

**Caste Category:** Enter the caste certificate number issued by the competent authority.

**Note:** Caste Certificate Details will be auto populated on entering Caste Certificate Number. Select Yes or No to confirm the details populated by the application system as shown in the screen below.

**Category \***

BC\_D

**Sub-Caste \***

SubCast bcd

Caste Certificate Number

~~XXXXXXXXXX~~



Caste Certificate Details *	
Candidate Name	: <del>XXXXXXXXXX</del>
Father Name	: <del>XXXXXXXXXX</del>
Category	: <del>XXXXXXXXXX</del>
Confirm Your Caste Certificate Details	: <input checked="" type="radio"/> Yes <input type="radio"/> No

If the candidate's **Caste Certificate Details** are not auto populated on entering the Caste **Certificate Number**, the candidate should enter the **Caste Certificate Number** manually and proceed.

**Note: EWS option in the application will be visible only if the candidate belongs to the OC category.**

Eligible for **EWS (Economically Weaker Sections)**: Click on Yes if you are eligible for **EWS** and have a valid **EWS** certificate issued by Tahsildar. After clicking on 'Yes' you have to enter the **EWS** certificate number.



The screenshot shows a form titled "EWS(Economically Weaker Section) Eligibility \*". It contains a section for "EWS Eligibility \*" with two radio buttons: "Yes" (which is selected) and "No". To the right of this section is a text input field labeled "EWS Certificate Number" containing the value "1234567890".

**Special Reservation Category:** Reservations are provided for candidates with **NCC, CAP, Sports & Games, Bharat Scouts and Guides** categories also.

Select the applicable categories as shown in the screen below.



The screenshot shows a form titled "Special Reservation Category". It lists four categories with checkboxes: "National Cadet Corps (NCC)", "Children of Armed Personnel (CAP)", "Sports & Games", and "Bharat Scouts and Guides". The checkboxes for "Children of Armed Personnel (CAP)" and "Sports & Games" are checked.

**PwD:**

In case of PwD, the medical board certificate issued through **SADAREM** shall be entered.

**Note:** If the candidate is Are you Person with Disability(PwD), select the type of disability and enter Sadarem Number.



The screenshot shows a form titled "PwD \*". It asks "Are you Person with Disability(PwD)?:" with a "YES" radio button selected. Below this are five checkboxes for different types of disabilities: "Blindness and Low vision" (checked), "Deaf and hard hearing", "Locomotor disability including cerebral palsy, leprosy cured, dwarfism, acid attack victims and muscular dystrophy.", "Autism, Intellectual Disability, Specific Learning Disability, Mental Illness and Multiple Disabilities", and "Multiple disability, from amongst persons under clauses (a) to (d) including deaf-blindness in the posts identified for each disability.". Below the checkboxes is a section "Do You Require Scribe?" with "Yes" and "No" radio buttons, where "No" is selected. At the bottom, there is a text input field labeled "Sadarem Number (17 Digits)" containing the value "01001340190112029".



**Sadarem Certificate Details** will be auto populated on entering **Sadarem Number**. Select **Yes** or **No** to confirm the details populated by the application system as shown in the screen below.

Sadarem Number (17 Digits)

01001340190112029

Sadarem Certificate Details *	
Candidate Name	: KUMARI DUNNA DHANALAKSHMI
PH Category	: MENTAL RETARDATION
Percentage	: 100.00
Confirm Your Sadarem Details	: <input checked="" type="radio"/> Yes <input type="radio"/> No

If the candidate's Sadarem Certificate Details are not auto populated on entering Sadarem Number, the candidate should enter the Sadarem Number manually.

**Minority/ Non-Minority:** If the candidate belongs to any of the minority communities such as Muslim, Christian, Buddhist, Sikh, Jain, Zoroastrian or Other minority, click on the Minority button and select the applicable minority. Otherwise, if the candidate does not belong to a Minority community, then the non-Minority option has to be clicked.

Minority / Non-Minority \*

Non-Minority  Minority

## Present Address & Permanent Address:

**Present Address**

State *	District *	Mandal *	Village *
ANDHRA PRADESH	Rayachoti	Manjupeta	Manjupeta
Flat No. / House No. / Street / Locality (or) C/O *			Pin Code *
6-102/3, NEAR GOVT HOSPITAL ROAD, ROKURONDA, ROKURONDA, EAST GODAVARI, ANDHRA PRADESH, INDIA 500218			500218
Mobile Number *	Alternate Mobile Number	Telephone Number (Landline)	E-Mail Id *
9542046366	775424755	Enter Telephone Number (Landline)	SANDEEP.NAGREDDY@PTONLINE

**Permanent Address**  Permanent Address Same as Present Address

State *	Other District *	Other Mandal *	Other Village *
ANDHRA PRADESH	Rayachoti	Manjupeta	Manjupeta
Flat No. / House No. / Street / Locality (or) C/O *			Pin Code *
6-102/3, NEAR GOVT HOSPITAL ROAD, ROKURONDA, ROKURONDA, EAST GODAVARI, ANDHRA PRADESH, INDIA 500218			500218

Candidate should enter his/her Present & Permanent address with the following fields State, District, Mandal, Village, Flat No./ House No./ Street / Locality or C/O, Pin code, Mobile No & Email ID as shown in the screen below.

**State:** Candidates have to Select his/her State Name.

**District:** Candidates have to Select his/her District Name.

**Mandal:** Candidates have to Select his/her Mandal Name.

**Village:** Candidates have to Select his/her Village Name.

If the candidate will select except **ANDHRA PRADESH** state then other text boxes will be enabled instead dropdown lists so that candidate should enter other details of district,mandal and village, the same process will be done on SELECTION of OTHER in District,Mandal and Village dropdowns

**Flat No. / House No. / Street / Locality (Or) C/O:** Candidate should enter his/her Flat No or House No or Street or Locality or C/O.

**Pin Code:** Candidate should enter his/her State Pin Code Number.

**Mobile Number:** Mobile Number will be auto populated as it is provided in Fee Payment (Step-1)

**Alternate Mobile Number and Telephone Number:** Candidate should enter his/her Alternate Mobile Number and Telephone Number.

**Email Id:** Email Id will be auto populated as it is provided in Fee Payment (Step-1).

**Note:** Select **Permanent Address** check box if the present address is your **Permanent Address**

**NOTE:** Please refer to the **Instruction booklet for qualifying examination Details.**

### **I. ELIGIBILITY TO APPEAR FOR APEdCET-2025:**

Candidates satisfying the following requirements shall be eligible to appear for APEdCET-2025.

(i) The Candidates should be Indian Nationals.

(ii) The Candidates should satisfy Local/Non-Local status requirements as per the order of Govt. of Andhra Pradesh for the year- 2025-26.

### **(iii) Educational Qualifications:**

<b>Methodology</b>		<b>Eligibility</b>
<b>Mathematics</b>	:	Candidates with B.A. / B. Sc with Mathematics as one of the group subjects and BCA Candidates with Mathematics at Intermediate level as a group subject.
<b>Physical Sciences</b>	:	Candidates with B.Sc., who have studied Physics and Chemistry or allied material sciences under Part-II group subjects and BCA candidates with Physical Sciences (Physics and Chemistry) at Intermediate level as group subjects.
<b>Biological Sciences</b>	:	Candidates with B. Sc. / B.Sc (Home Science) who have studied

		Botany and Zoology or allied subjects and BCA students with Biological Sciences at Intermediate level as group subjects.
<b>Social Studies</b>	:	All candidates with B.A. /B. Com /B.B.M /BCA students with Social Sciences at Intermediate level as group subject.
<b>English</b>	:	Candidates with B.A Special English or M.A. English.

IV) Candidate should have secured at least 50% marks either in the Bachelor's Degree i.e. B.A/B.Sc/B.Com/B.Sc (Home Science/BCA/BBM and /or in the Masters Degree or any other qualification equivalent thereto. However candidates belonging to all other reserved categories should have secured 40% marks in the qualifying examination.

V) The candidates should have completed the age of 19 years on the 1st of July in the year in which notification is issued. There shall be no maximum age limit.

Enter the **Hall Ticket Number** of the qualifying examination (intermediate or degree or LLB as of Qualifying Examination.

**Medium of Instruction at Qualifying Exam:** Enter the medium of instruction at the qualifying examination (intermediate or degree or LLB as of Qualifying Examination.

**SSC or Equivalent (10th Class):** Candidate should select Urban or Rural location where he pursued his 10th class study, Enter the SSC (10th class) or Equivalent Hall Ticket No, Month of Passing and Year of Passing.

On entering SSC Hall Ticket No, Month of Passing & Year of passing, Candidate details will be populated, if not Candidate should enter manually.

If SSC details populated Select Yes or No to confirm the details populated by the application system as shown in the screen below.

**SSC or Equivalent (10th Class) \***

Urban
  Rural

SSC Hall Ticket No \* 
 Month of Passing \* 
 Year of Passing \*

**SSC Education Details \***

Candidate Name : THUNGALA MANJUSHA  
 Father Name : THUNGALA SIVAJI  
 Date of Birth : 25/04/1998  
 School Name : RAMAKRISHNA MISSION H S SEETHANAGARAM  
 District : GUNTUR-II  
 Confirm Your SSC Education Details :  Yes  No

**Intermediate or Equivalent (10+2):** Candidate should select Urban or Rural location where he pursued his 10+2 classes of study. Enter the Intermediate / 10+2 or Equivalent Hall Ticket No. Month of Passing and Year of Passing [if applicable].

**Intermediate or Equivalent (10+2)**

Urban
  Rural

Intermediate Hall Ticket No 
 Month of Passing 
 Year of Passing 
 Group Subjects

**Places of Study:** The candidate has to select the district name from the drop-down values related to his study for each class . If a candidate has studied in a state other than **Andhra Pradesh** or **Telangana**, then select **OTHER STATES**. If studied outside India, select **OTHER COUNTRY**.

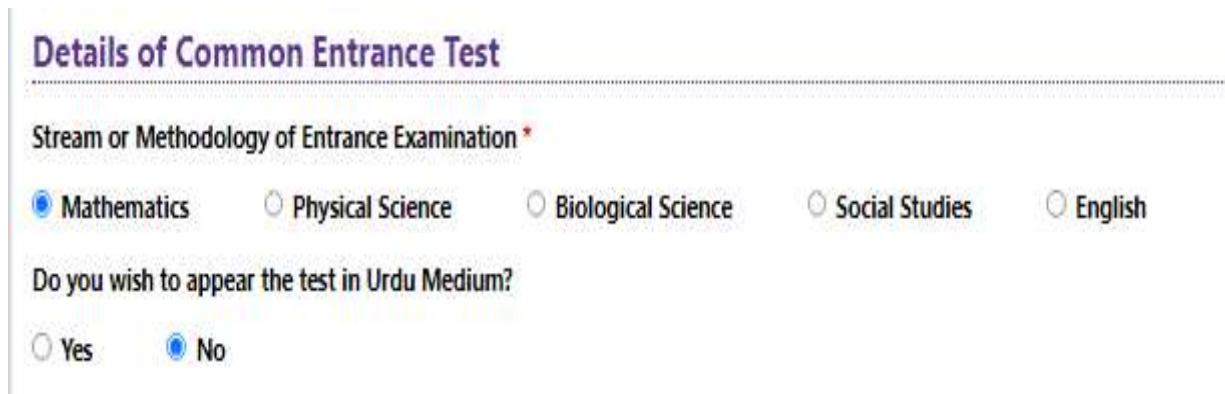
**Place of Study**

Class 9 *	Place / Village *	School Name / Institute Name *	Year of first appearance *	Year Of Pass *
<input type="text" value="Konaseema"/>	<input type="text" value="P 9"/>	<input type="text" value="S IX"/>	<input type="text" value="2008"/>	<input type="text" value="2009"/>
<input type="text" value="Anakapalli"/>	<input type="text" value="P 10"/>	<input type="text" value="S X"/>	<input type="text" value="2009"/>	<input type="text" value="2010"/>
<input type="text" value="Kurnool"/>	<input type="text" value="P 11"/>	<input type="text" value="I XI"/>	<input type="text" value="2010"/>	<input type="text" value="2011"/>
<input type="text" value="Kakinada"/>	<input type="text" value="P 12"/>	<input type="text" value="I XII"/>	<input type="text" value="2011"/>	<input type="text" value="2012"/>
<input type="text" value="Chittoor"/>	<input type="text" value="P D1"/>	<input type="text" value="I DI"/>	<input type="text" value="2012"/>	<input type="text" value="2013"/>
<input type="text" value="Bapatla"/>	<input type="text" value="P D2"/>	<input type="text" value="I DII"/>	<input type="text" value="2013"/>	<input type="text" value="2014"/>
<input type="text" value="Krishna"/>	<input type="text" value="P D3"/>	<input type="text" value="I DIII"/>	<input type="text" value="2014"/>	<input type="text" value="2015"/>

**Local Area:** Based on the places of study during the preceding 7 years of the qualifying examination, the local area is decided.

On entering the candidate's places of study, the local area of the candidate is auto populated by the application system i.e., **AU, SVU, Other State**. However, these credentials will be verified based on the certificates produced at the time of admission.

### Details of Common Entrance Test :



**Details of Common Entrance Test**

Stream or Methodology of Entrance Examination \*

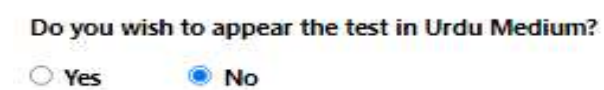
Mathematics     Physical Science     Biological Science     Social Studies     English

Do you wish to appear the test in Urdu Medium?

Yes     No

Selection of EDCET Engineering Subject will be populated based on the qualifying examination details entered.

### **Do you wish to appear for the test in Urdu Medium?**



Do you wish to appear the test in Urdu Medium?

Yes     No

You can select any one of the following options either Yes or No as shown below.

### **Test Centre Preference:**

Candidates are given option to choose minimum **Five** Test Center Preferences choice as shown in the screen below

**However, Convener reserves the right to allot candidates to any other center(s) in unavoidable circumstances.**



### Test Centre Preferences

Preference 1\*  
Preference 2\*  
Preference 3\*  
Preference 4\*  
Preference 5\*

### Are you appearing for AP LAW CET-2025 also?

As AP EDCET and AP LAW CET / AP PGLCET are scheduled on the same day this year, you are required to submit whether you are appearing for AP LAW CET / AP PGLCET also- Yes or No.

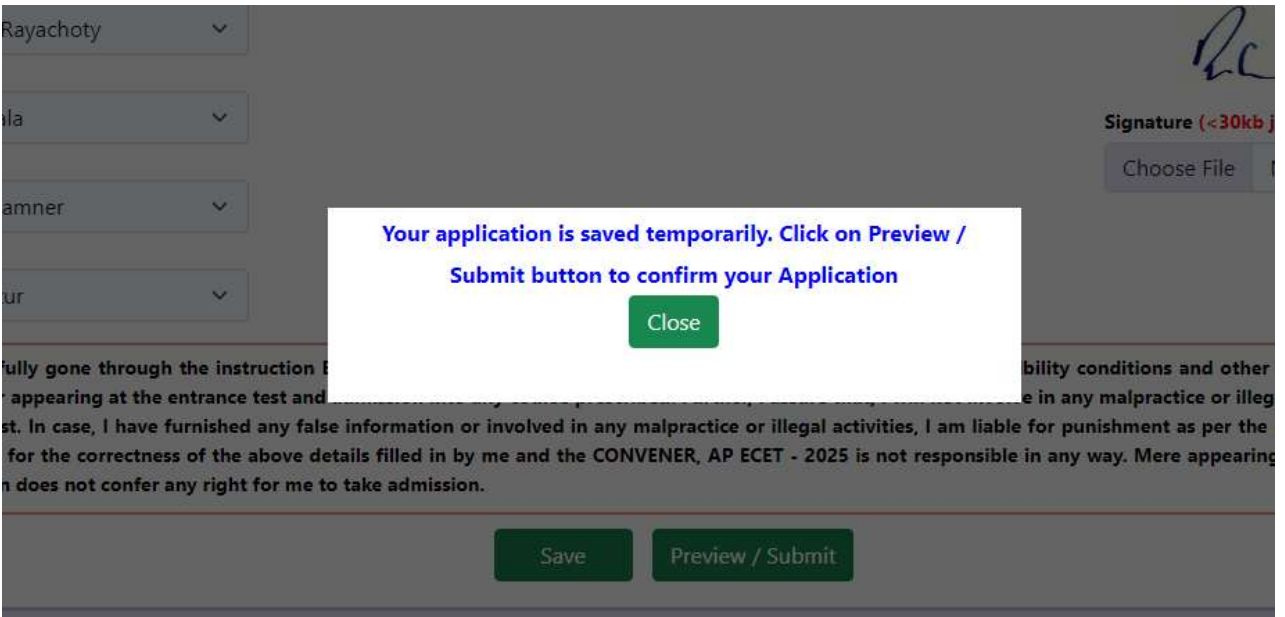
### Photo and Signature:

<h4>Details of Common Entrance Test</h4> <p>Stream or Methodology of Entrance Examination *</p> <p><input checked="" type="radio"/> Mathematics   <input type="radio"/> Physical Science   <input type="radio"/> Biological Science   <input type="radio"/> Social Studies   <input type="radio"/> English</p> <p>Do you wish to appear the test in Urdu Medium?</p> <p><input type="radio"/> Yes   <input checked="" type="radio"/> No</p> <h4>Test Centre Preferences</h4> <p>Preference 1* ANAKAPALLE - Anakapalle</p> <p>Preference 2* ANNAMAYYA - Madanapalle</p> <p>Preference 3* CHITTOOR - Chittoor</p>	<h4>Photo &amp; Signature *</h4> <p></p> <p>Photo (&lt;50kb jpg, jpeg)</p> <p>Choose File   No file chosen</p> <p></p> <p>Signature (&lt;30kb jpg, jpeg)</p> <p>Choose File   No file chosen</p>
---	--

DON'T FORGET to upload your Photograph & Signature. A good quality passport size photograph in **.jpg or .jpeg** of **less than 50Kb** and signature signed with a black pen on a white paper shall be scanned and saved as **.jpg or .jpeg** of **less than 30Kb** shall be uploaded by clicking on browse button under the photograph and signature panels and selecting the files already kept ready.

### Save and Preview/Submit

After furnishing ALL the required data and correct particulars, read the declaration at the end of the page and select the check box if you are done with Online Application Form filling. Then, click on save to save the data.



If you are sure of the data entered, you can **Preview/submit** the online application as shown in the screen below.

I have carefully gone through the instruction Booklet and I am conversant with the instructions. I shall abide by the eligibility conditions and other regulations to be satisfied for appearing at the entrance test and admission into any course prescribed. Further, I assure that, I will not involve in any malpractice or illegal activities in the entrance test. In case, I have furnished any false information or involved in any malpractice or illegal activities, I am liable for punishment as per the existing law. I am responsible for the correctness of the above details filled in by me and the CONVENER, AP ECET - 2025 is not responsible in any way. Mere appearing for the entrance examination does not confer any right for me to take admission.

Further, the same will be displayed at the bottom of the page. If all the details are furnished, then the screen will change to the next page after the Submit button is clicked.

Clicking on the **Preview/Submit** button will display the preview page with the details furnished by the candidate as shown in the screen below with **Modify & Confirm** buttons at the end of the page.

## Application Preview for AP EDCET - 2025

### Candidate Details :

Candidate's Name \*

SANDEEP

(as per SSC or Equivalent Records)

Father's Name \*

FATHER

(as per SSC or Equivalent Records)

Mother's Name \*

MOTHER

(as per SSC or Equivalent Records)

Date of Birth \* (dd/mm/yyyy)

18/08/2000

Gender \*

MALE

Aadhaar Card Number \*

464401764486

APAAAR ID

APAR7818

Ration Card Number

RTCN1808

### Annual Income of the Parents (Rs.) \*

Below Rs 1 Lakh

Income Certificate Number

IC220827042342

#### Income Certificate Details

Candidate Name	:	KATIKE BEGUM
Father Name / Husband Name	:	K ANWAR
Valid Date	:	02/09/2026
Total Income (Rs.)	:	60000.00
Confirm Your Income Certificate Details	:	YES

### Category \*

BC A

### Sub-Caste \*

PERIKA

Caste Certificate Number

CGC230110097887

#### Caste Certificate Details

Candidate Name	:	ITHI PUJITHA
Father Name	:	ITHI KANNARAO
Category	:	YADAVA(BC-D)
Confirm Your Caste Certificate Details	:	YES



**PwD \***

Are you Person with Disability(PwD)? YES

:

Blindness and Low vision : YES

Deaf and hard hearing : NO

Locomotor disability including cerebral palsy,leprosy cured, dwarfism, acid attack victims and muscular dystrophy : NO

Autism, Intellectual Disability, Specific Learning Disability, Mental Illness and Multiple Disabilities : NO

Multiple disability, from amongst persons under clauses (a) to (d) including deaf-blindness in the posts identified for each disability : NO

Do You Require Scribe?

NO

Sadarem Number

01001340190112029

**Sadarem Certificate Details \***

Candidate Name	:	KUMARI DUNNA DHANALAKSHMI
PH Category	:	MENTAL RETARDATION
Percentage	:	100.00
Confirm Your Sadarem Details	:	YES

**Minority / Non-Minority \***

Minority

**Minority \***

Christian

**Present Address**

State *	District *	Mandal *
ANDHRA PRADESH	BAPATLA	BAPATLA
Village *	Flat No. / House No. / Street / Locality (or) C/O *	Pin Code *
APPIKATLA	FLAT 2-102/3	508218
Mobile Number *	Alternate Mobile Number	Telephone Number (Landline)
7287066867	9014441659	

## Permanent Address

State *	District *	Mandal *
ANDHRA PRADESH	BAPATLA	BHATTIPROLU
Village *	Flat No. / House No. / Street / Locality (or) C/O *	Pin Code *
OLERU	FLAT NO : 3-102/3, NEAR YELLAMMA TEMPLE ROAD, OLERU,BHATTIPROLU,BAPATLA,ANDHRA PRADESH,INDIA-508218	508218

## Qualifying Examination

Type of the Exam *	Major Group Subjects of the Qualifying Exam *	
BCA	SA	
DO YOU POSSESS MA ENGLISH ALSO *	NO	CG
DO YOU POSSESS PG DEGREE ALSO *	NO	MA
	Hall Ticket No of the Qualifying Examination *	2626
	Year of App. / Passing the Qualifying Exam *	2022
	Medium of Instruction at Qualifying Exam *	English

## SSC or Equivalent (10th Class) \*

Urban	SSC Hall Ticket No *	Month of Passing *	Year of Passing *
	1315118616	March	2013

### SSC Education Details \*

Candidate Name	: THUNGALA MANJUSHA
Father Name	: THUNGALA SIVAJI
Date of Birth	: 25/04/1998
School Name	: RAMAKRISHNA MISSION H S SEETHANAGARAM
District	: GUNTUR-II
Confirm Your SSC Education Details	: YES

## Intermediate or Equivalent (10+2)


Urban	Intermediate Hall Ticket No	Month of Passing	Year of Passing	Group Subjects
	789456123879	April	2015	MPC

Place of Study				
Class 9*	Place / Village *	School Name / Institute Name *	Year Of first appearance *	Year Of Pass *
Krishna	P	S	2010	2011
Class 10*	Place / Village *	School Name / Institute Name *	Year Of first appearance *	Year Of Pass *
Kakinada	P	S	2011	2012
Inter 1st year/Equivalent*	Place / Village *	School Name / Institute Name *	Year Of first appearance *	Year Of Pass *
Eluru	P	I	2012	2013
Inter 2nd year/Equivalent*	Place / Village *	School Name / Institute Name *	Year Of first appearance *	Year Of Pass *
Eluru	P	I	2013	2014
Degree 1st year*	Place / Village *	School Name / Institute Name *	Year Of first appearance *	Year Of Pass *
Konaseema	P	I	2014	2015
Degree 2nd year*	Place / Village *	School Name / Institute Name *	Year Of first appearance *	Year Of Pass *
Kakinada	P	I	2015	2016
Degree 3rd year*	Place / Village *	School Name / Institute Name *	Year Of first appearance *	Year Of Pass *
Kakinada	P	I	2016	2017

**Local Area \***

AU

---

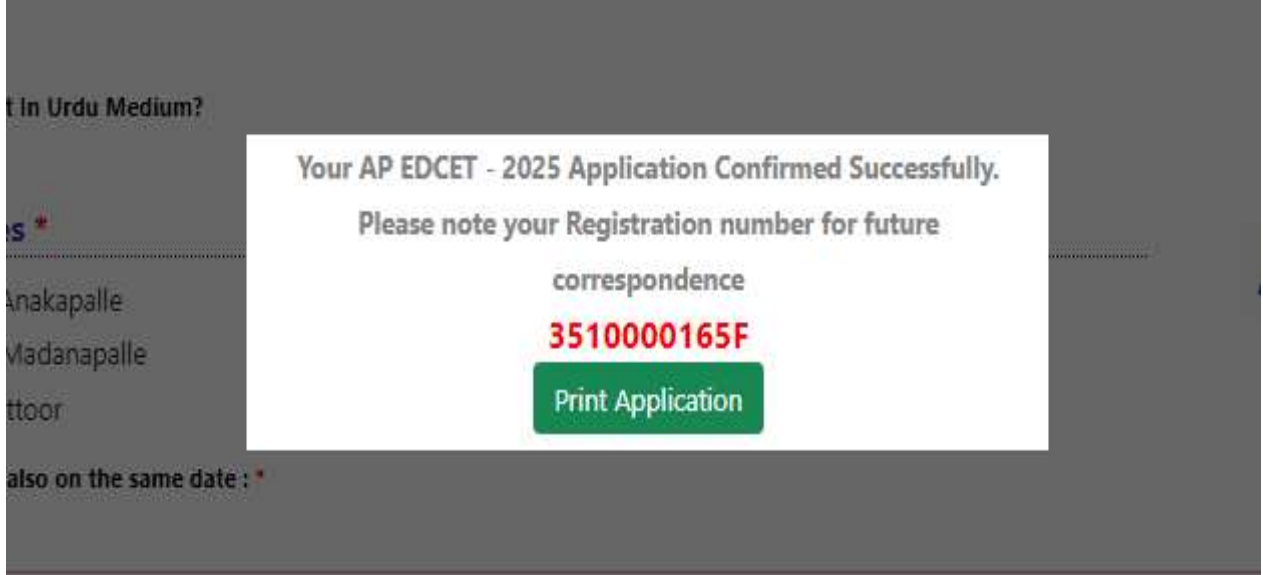
Details of Common Entrance Test	Photo & Signature *
Stream or Methodology of Entrance Examination * Physical Science	
Do You Wish To Appear The Test In Urdu Medium? NO	
<b>Test Centre Preferences *</b>	
Preference 1 : ANANTAPUR - Anantapur	
Preference 2 : ANANTAPUR - Gooty	
Preference 3 : BAPATLA - Chirala	
Are you appearing for LAWCET also on the same date : * NO	
<p>I have carefully gone through the instruction Booklet and I am conversant with the instructions. I shall abide by the eligibility conditions and other regulations to be satisfied for appearing at the entrance test and admission into any course prescribed. Further, I assure that, I will not involve in any malpractice or illegal activities in the entrance test. In case, I have furnished any false information or involved in any malpractice or illegal activities, I am liable for punishment as per the existing law. I am responsible for the correctness of the above details filled in by me and the CONVENER, AP EDCET - 2025 is not responsible in any way. Mere appearing for the entrance examination does not confer any right for me to take admission.</p>	
<input type="button" value="Modify"/> <input type="button" value="Confirm / Freeze"/>	

A click on the **Modify** button enables the candidate to re-inspect the entire application to correct any errors or mistakes in the saved application.

**Confirm/Freeze**: Click on **Confirm/Freeze** button for submitting the application.

I have carefully gone through the instruction Booklet and I am conversant with the instructions. I shall abide by the eligibility conditions and other regulations to be satisfied for appearing at the entrance test and admission into any course prescribed. Further, I assure that, I will not involve in any malpractice or illegal activities in the entrance test. In case, I have furnished any false information or involved in any malpractice or illegal activities, I am liable for punishment as per the existing law. I am responsible for the correctness of the above details filled in by me and the CONVENER, AP EDCET - 2025 is not responsible in any way. Mere appearing for the entrance examination does not confer any right for me to take admission.

Clicking on the **Confirm/Freeze** button, candidates can view a pop up alert as **“Your application is submitted successfully. Please note your Application Number for further reference”**. Candidates can take print applications by clicking on the Print **Application** button which is useful for further correspondence.



**“Your application was submitted successfully. Please note your Registration Number for further reference”**.

Candidates can take print out of the application by clicking on the Print Application button which is useful for further correspondence.

Save the **“Filled in Online Application Form”** and take a print out of the **“Filled in Online Application Form”** and should be submitted in the test center. Use the Registration number for future reference.



# AP EDCET - 2025

Executive Common Entrance Test

(Conducted by Acharya Nagarjuna University, Guntur on behalf of APSCE)



### 1. Stream \*

- 2. (a) Qualifying Examination\*
- (b) Qualifying Exam Hall Ticket No\*
- (c) Year of App. Passing the Qualifying Exam
- (d) Medium of Instruction in Qualifying Exam
- (e) Place of Study - Institution or Equivalent

### Physical Science

- ANY DEGREE OF 3-YEAR DURATION
- 2424
- 2022
- English
- Urban

Preserve the Registration Number for all future correspondence.

REGISTRATION NO. : 35100001747



### 3. (a) Candidate's Name \*

- (b) Father's Name \*
- (c) Mother's Name
- (d) Date of Birth (as per SSC or Equivalent) \*
- (e) Gender
- 4. (a) Category \*
- (b) Sub-Category
- (c) are you Person with Disability(PwD)?
- 5. Local Area

- KANINDIP
- F
- M
- 30/03/2000
- MALE
- SC
- MAHA
- YES
- RU
- Ministry
- Christian
- Below 85 Lakh

### 6. (a) Non-Minority : Minority

- (b) Minority Category
- 7. Annual Income of the Parents (Rs.)
- 8. (a) Study Details

Class 9	Krishna	Class 10	Kakinada
Inter 1st year/Equivalent	Eluru	Inter 2nd year/Equivalent	Eluru
Degree 1st year	Kanuru	Degree 2nd year	Kakinada
Degree 3rd year	Kakinada		

- (b) Place of Study - SSC or Equivalent
- (c) SSC Hall Ticket Number & Year of Passing
- (d) Inter Hall Ticket Number & Year of Passing & Group
- 9. (a) Address for Correspondence

- Urban
- 111919656, March - 2017
- 87843694967364, April - 2018, MPC
- FLAT 3-0223, Appalada,
- Hapur, Hapur,
- ANSHRA PRASHAH, 500218



- (b) Contact Telephone Number (Mobile)
- (d) Aadhar Card number
- 10. Test Centre Preferences

- 728766887
- 46440764488
- (a) E-Mail id : SUNDEEPKAGIRIDIPY@APSONLINE.IN

Preference - 1	Preference - 2	Preference - 3
ANANTAPUR - Anantapur	ANANTAPUR - Guntur	HAPALI - Chintal
Preference - 4	Preference - 5	

- 11. (a) Fee particulars - Payment through
- (b) Payment Reference Id

- (ONLINE)
- (c) Amount (in Rs.) : 407.50
- PS144002316

\* These Fields CANNOT be filled by candidate, but written request can be made to the CONVENER or Regional Coordinator of AP EDCET - 2025 or email to helpdesk@apsc.gov

**Declaration :** 1) I have carefully gone through the instruction booklet and I am conversant with the instructions. I shall abide by the eligibility conditions and other regulations as be specified for appearing at the entrance test and admission into any course prescribed. Further, I assure that, I will not involve in any malpractice or illegal activities in the entrance test. In case, I have furnished any false information or provided in any malpractice or illegal activities, I am liable for punishment as per the existing law.  
2) I am responsible for the correctness of the above details filling by me and the CONVENER AP EDCET - 2025 is not responsible in anyway.

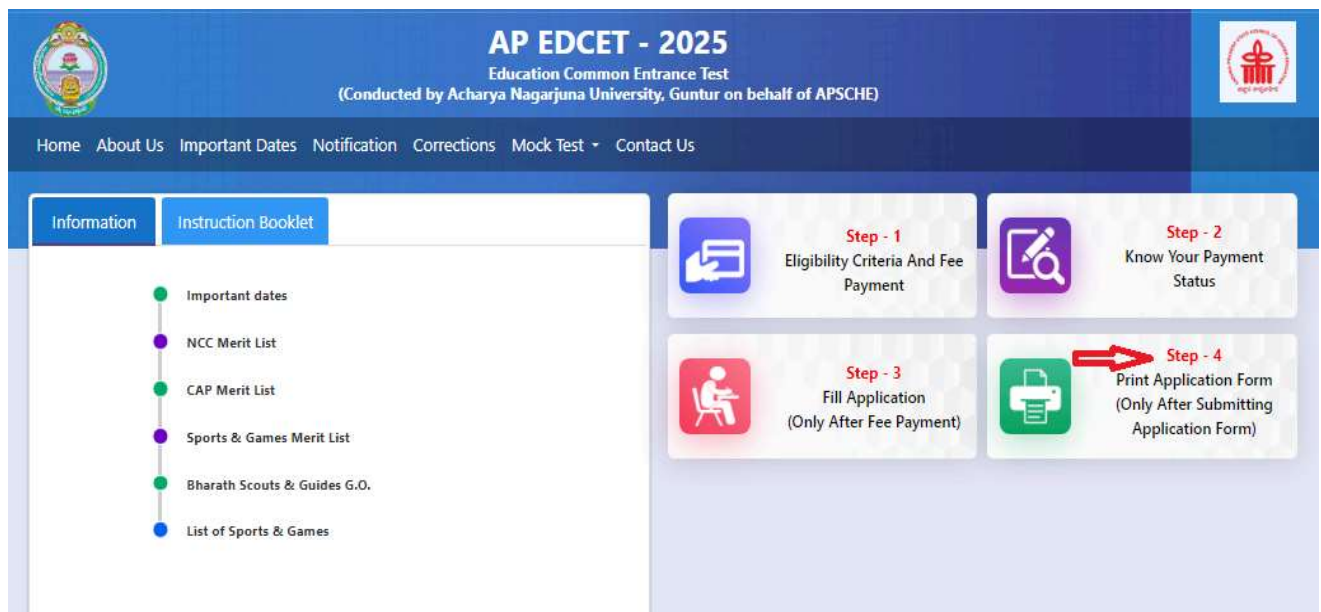
Date : 06/04/2025 12:02 PM

Affix a recent color photograph (3.5 cm X 3.5 cm) and get attested by a Gazetted Officer or the Principal of the College where studied (Well in advance BEFORE EXAMINATION)	SIGNATURE and LEFT HAND THUMB IMPRESSION of the candidate to be done in the presence of the Invigilator on the day of Examination in the Examination Hall		
	SIGNATURE OF THE CANDIDATE in the presence of the Invigilator	Left Thumb Impression	

**Note :** 1) ALL the candidates have to submit this form in the Examination Hall to the Invigilator.  
2) Candidates are not allowed into the Examination Hall even if they are LATE BY A MINUTE.  
3) This is computer Generated sheet and does not require the signature of the CONVENER, AP EDCET - 2025

Print

**Step 4: Print Application Form (Only after Submitting Application Form):** The candidate can print the submitted application through this option.



After clicking on the Print Application Form link from the Application tab of AP EDCET-2025 Home page, the Print Application Form for APEDCET-2025 page will be displayed then enter all the mandatory details and click on **Get Application Details** button as shown in the screen below.

Print Application Form for AP EDCET - 2025		
Payment Reference ID *	Registration Number *	Qualifying Examination Hall Ticket No *
<input type="text" value="Enter Payment Reference ID"/>	<input type="text" value="Enter Registration Number"/>	<input type="text" value="Enter Qualifying Examination Hall Ticket Number"/>
Mobile Number *	Date of Birth * (dd/mm/yyyy)	
<input type="text" value="Enter Mobile Number"/>	<input type="text" value="Enter Date of Birth"/>	
<input type="button" value="Get Print Application"/>		

After entering all the mandatory details and clicking on the Get Application Details button, the print copy of the AP EDCET -2025 will be displayed for printing as shown in the screen below.



# AP EDCET - 2025

Education Commission Entrance Test  
(Conducted by Acharya Nageswara Institute, Centre on behalf of APSQC)



1. Stream #
2. (a) Qualifying Examination#  
 (b) Qualifying Exam Hall Ticket No#  
 (c) Year of App. Passing the Qualifying Exam  
 (d) Medium of Instruction in Qualifying Exam  
 (e) Place of Study - Information on Equivalent

- Physical Science**
- ANY DEGREE OF 5-YEAR ITERATION
- 2424
- 3022
- Digital
- Other

Preserve the Registration Number for all future correspondence.

**REGISTRATION NO. : 35100001747**

3. (a) Candidate's Name #  
 (b) Father's Name #  
 (c) Mother's Name  
 (d) Date of Birth (as per SSC or Equivalent)#  
 (e) Gender  
 4. (a) Category #  
 (b) Sub-Category  
 (c) Are you Person with Disability(PwD)?

- SANDEEP
- F
- M
- 30/09/2000
- MALE
- SC
- MMAA
- YES
- AI
- Minority
- Christian
- Jaipur Rd 1 Lakh



5. Local Area
6. (a) Non-Minority / Minority  
 (b) Minority Category
7. Annual Income of the Parents (Rs.)
8. (a) Study Details

Class 9	Krishna	Class 10	Kakinada
Inter 1st year/Equivalent	Eluru	Inter 2nd year/Equivalent	Eluru
Degree 1st year	Komsavaram	Degree 2nd year	Kakinada
Degree 3rd year	Kakinada		

- (b) Place of Study - SSC or Equivalent  
 (c) SSC Hall Ticket Number & Year of Passing  
 (d) Inter Hall Ticket Number & Year of Passing & Group
9. (a) Address for Correspondence

- Other
- 111113430, March - 2011
- 47842104907164, April - 2014, MPC
- PLAT 3-1023, Appalada, Dapurthi Dapurthi, ANTIHOLA PRASADINI, 508218



- (b) Contact Telephone Number (Mobile)  
 (d) Aadhar Card number
10. Test Centre Preference

- 7287666887 (a) E-Mail ID : SANDEEPKACHIREDDY@APSONLINE.IN
- 4644976488

Preference - 1	Preference - 2	Preference - 3
ANANTAPUR - Anantapur	ANANTAPUR - Guntur	RAJAHMUNDRY - Chituru
Preference - 4	Preference - 5	

11. (a) Fee particulars - Payment through  
 (b) Payment Reference ID
- (ONLINE) (c) Amount (in Rs.) : 467.50
- 151188802338

\* These fields CANNOT be edited by candidate, but updates request can be made to the COORDINATOR or Regional Coordinator of AP EDCET - 2025 or email to helpdesk@apsonline.in. Remaining fields can be edited by the candidate during the permitted period. For details visit at 30202-12102.

**Declaration :** I have carefully gone through the instruction booklet and I am conversant with the instructions. I shall abide by the eligibility conditions and other regulations as prescribed for appearing at the entrance test and admission into any course presented. Further, I assure that, I will not involve in any malpractice or illegal activities in the entrance test. In case, I have furnished any false information or involved in any malpractice or illegal activities, I am liable for punishment as per the existing law.

I am responsible for the correctness of the above details filling by me and the CONVENER, AP EDCET - 2025 is not responsible in anyway.

**Date :** 06/04/2025 12:02 PM

Affix a recent color photograph (3.5 cmX3.5 cm) and get attested by a Gazetted Officer or the Principal of the College where studied (Well in advance BEFORE EXAMINATION).	<b>SIGNATURE and LEFT HAND THUMB Impression of the candidate to be done in the presence of the Invigilator on the day of Examination in the Examination Hall</b>		
	<b>SIGNATURE OF THE CANDIDATE</b> In the presence of the Invigilator	<b>Left Thumb Impression</b>	

- Note :**
- 1) ALL the candidates have to submit this form in the Examination Hall to the Invigilator.
  - 2) Candidates are not allowed into the Examination Hall even if they are LATE BY A MINUTE.
  - 3) This is computer Generated sheet and does not require the signature of the CONVENER, AP EDCET - 2025

Print