

USER GUIDE TO FILL THE ONLINE APPLICATION FORM FOR AP

EDCET- 2024

URL: <https://cets.apsche.ap.gov.in/EDCET>

The candidates are required to be ready with the **following mandatory / optional details** to fill in the appropriate fields before filling the Online Application Form:

The Mandatory / Optional details are as follows:

S.NO	Details Required	Document to be Referred
1	Credit card/Debit card details/Net Banking	Credit Card / Debit Card/Net Banking
2	<ul style="list-style-type: none">• Qualifying Examination appeared or passed• Hall ticket Number of the Qualifying Examination	Marks's memos / Hall Ticket Number of Degree / Intermediate / 10 th
3	Test Applied for B.Ed. / Methodology chosen under Part C of the test	Eligibility Criteria
4	Date of Birth	Birth Certificate / SSC or Equivalent Certificate
5	Hall Ticket Number of SSC or Equivalent examination Certificate	SSC or Equivalent Certificate
6	Income of Parents (Income Up to Rs.1.0 lakh or Up to Rs. 8.0 lakhs)	Income certificate issued by MRO/ Competent Authority
7	Study Details	Study certificates from Class 6 to 10+2 / degree or diploma / PG
8	Category (SC, ST, BC, etc.) and certificate number of the Caste.	Caste Certificate issued by the MRO/ Competent Authority
9	Special Category (NCC, PH, Sports, CAP, etc.)	The Certificate issued by Competent Authority
10	Aadhaar Card details	12-digit Aadhaar Card Number

The following system requirements need to be available to comfortably browse AP EDCET-2024 official website <https://cets.apsche.ap.gov.in/EDCET>

SYSTEM REQUIREMENTS:

For better viewing of AP EDCET-2024 website <https://cets.apsche.ap.gov.in/EDCET> and smooth Application submission through ONLINE mode, the candidates are hereby informed that the following computer system

Requirements are most desirable:

- **Internet Browser:** Internet Explorer 6.0 and above / Mozilla Firefox 3.6 and above
- **Screen Resolution:** 600x800
- **.pdf Reader:** Adobe Acrobat Reader 8.0 and above
- **Disable the pop-up blocks and uninstall all the Script blockers.**

AP EDCET 2024- FEE PAYMENT AND ONLINE APPLICATION FORM FILLING FLOWCHART

VISIT <http://cets.apsche.ap.gov.in/EDCET>

The following AP EDCET-2024 Home Page will be displayed as shown in the screen below.

The screenshot displays the AP EDCET - 2024 website home page. The header includes the title "AP EDCET - 2024 Education Common Entrance Test (Conducted by Andhra University, Visakhapatnam on behalf of APSCHE)" and a navigation menu with links: Home, About Us, Important Dates, Notification, Corrections, Mock Test, User Guide, and Contact Us. The main content area features a "Step - 1 Eligibility Criteria And Fee Payment" section, a "Step - 2 Know Your Payment Status" section, a "Step - 3 Fill Application (Only After Fee Payment)" section, and a "Step - 4 Print Application Form (Only After Submitting Application Form)" section. There is also an "Information" section with a list of links: Important dates, NCC Merit List, CAP Merit List, Sports & Games Merit List, Bharath Scouts & Guides G.O., List of Sports & Games, and Local status of students migrated from Telangana to AP. At the bottom, there is a "Contact Info" section for Andhra University, Ground Floor, Vjayanagar Palace, Pedawaltair, Visakhapatnam-530017, and an "Activate Windows" watermark.

There are **4 Steps** in filling the AP EDCET online application.

Step-1: Eligibility Criteria and Fee Payment: Candidates can make Online Fee Payment through this option.

Step-2: Know your Payment status: Candidate can check Success/Failure status of the Fee Payment

Step-3: Fill Application (Only After Fee Payment): After fee payment made by Debit/Credit/Net Banking modes, candidates should fill in the Application through this option.


Step-4: Print Application Form (Only After Submitting Application Form): After application form submission, candidate can print the submitted form.

Step 1: [Eligibility Criteria and Fee Payment](#):

Select **Eligibility Criteria and Fee Payment** as shown in the screen below.



After clicking on **Eligibility Criteria and Fee Payment** Tab, a fee payment web page will be displayed as shown in the screen below.


AP EDCET - 2024
 Education Common Entrance Test
 (Conducted by Andhra University, Visakhapatnam on behalf of APSICHE)

[Home](#)
[About Us](#)
[Important Dates](#)
[Notification](#)
[Corrections](#)
[Mock Test](#)
[Contact Us](#)

Fee Payment for AP EDCET - 2024

I have carefully read the eligibility criteria and found eligible. In the event I am found not eligible at any stage of the admission process, my admission stands cancelled.

Qualifying Degree Hall Ticket Number * :

Candidate's Name * :

Date of Birth * (as per SSC or Equivalent) :

Mobile Number * :

Mobile Number Mentioned Above is My * : Self Father Mother Relative

Alternate Mobile Number :

E-Mail ID * :

Category * : OC BC_A BC_B BC_C BC_D BC_E SC ST

Payment Options (Convenience charges as applicable) * : PAYTM NB
 EBS Credit Card
 PAYU BIZ Credit Card TEST PAYMENT

Fee Amount :

NOTE: In case your account is debited and the website gets disconnected before payment receipt generation, kindly compulsory check your Payment Status using Know Your Payment Status option by providing your details. If you get message "Payment Details Not Found", candidate is requested to go for a fresh payment and the amount for the failure transaction will be refunded to their debited bank account in 7 to 10 working days.

All Copy Rights Reserved with APSICHE. Designed & Developed By APOnline

Fill in **ALL** the mandatory details given in the above web page. The details are **Qualifying Examination Hall Ticket No., Candidate's Name, Date of Birth, Mobile Number, Mobile No Mentioned above is My: Alternate Mobile No, E-Mail ID, Stream, Fee Amount** (will be populated automatically based on the category selected by the candidate).

AP EDCET Application Form 2024 Fee:

OC	BC	SC/ST
Rs 650	Rs 500	Rs 450

After filling all the mandatory details and clicking on **Pay** button, the control will lead you to the BANK PAYMENT GATEWAY as shown in the screen below.

AP EDCET - 2024
Education Common Entrance Test
(Conducted by Andhra University, Visakhapatnam on behalf of APSICHE)

Home About Us Important Dates Notification Corrections **Mock Test -** Contact Us

Fee Payment for AP EDCET - 2024

I have carefully read the eligibility criteria and found eligible. In the event I am found not eligible at any stage of the admission process, my admission stands cancelled.

Qualifying Degree Hall Ticket Number * :

Candidate's Name * :

Date of Birth * (as per SSC or Equivalent) :

Mobile Number * :

Mobile Number Mentioned Above is My * : Self Father Mother Relative

Alternate Mobile Number :

E-Mail ID * :

Category * : OC BC_A BC_B BC_C BC_D BC_E SC ST

Payment Options (Convenience charges as applicable) * : PAYTM NB EBS Credit Card PAYU BIZ Credit Card TEST PAYMENT

Fee Amount :

NOTE: In case your account is debited and the website gets disconnected before payment receipt generation, kindly compulsory check your Payment Status using Know Your Payment Status option by providing your details. If you get message "Payment Details Not Found", candidate is requested to go for a fresh payment and the amount for the failure transaction will be refunded to their debited bank account in 7 to 10 working days.

All Copy Rights Reserved with APSICHE. Designed & Developed By APOnline

After filling the mandatory details and clicking on **Pay** button.

After clicking on **Pay** button, the control will lead you to the BANK PAYMENT GATEWAY as shown in the screen below. Fill in all the credit/Debit card/Net Banking details and click on **Pay Now** button as shown in the screen below.

PayU biz

THIS IS A TEST SERVER, PLEASE DO NOT USE YOUR LIVE CARD OR BANK ACCOUNT HERE !!

Amount Rs. 514.16 Transaction ID: PAYUB293CSA744DC4

Choose a payment method PayU is now PayU biz

Credit Card

Card Type VISA MasterCard

Card Number

Name on Card

CVV Number What is CVV number?

Expiry Date

Note: In the next step you will be redirected to your bank's website to verify yourself.

or Go back to

Note: Making Payment on PayU is 100% safe. Your transaction is processed through a secure https internet connection based on secure socket layer technology.

The confirmation of successful payment of Registration Fee is shown with the **“Your Payment done successful”** item in the below web page as **Payment Status** along with **“Payment Id”**. **(Note: Preserve both the IDs for future correspondence)**. Click on the button **“Proceed to Fill Application”** and you will be taken to the next screen.

Your Payment done Successfully

Payment ID	:	P341000027C7
Candidate's Name	:	TEST
Qualifying Examination Hall Ticket No	:	12345
Payment Reference Number	:	PTM150355F5BBA44
Mobile Number	:	██████████
Total Amount	:	517.70

Note : Please note the above mentioned Payment ID for all your future correspondence

[Proceed to Fill Application](#)

Activate Windows
Go to Settings to activate Windows

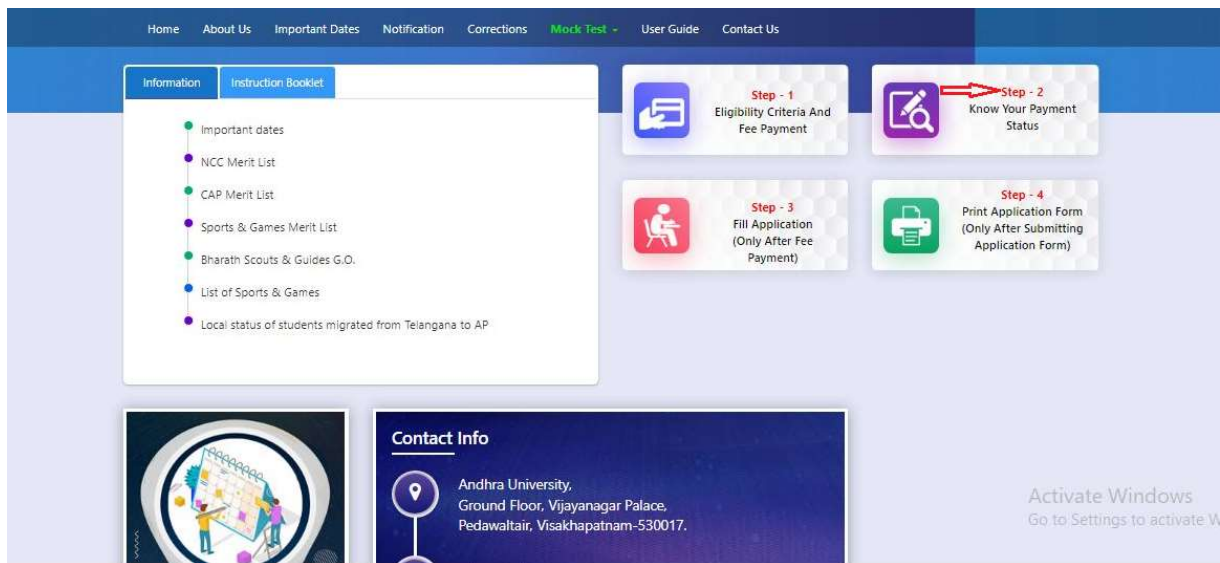
Candidate has two options either to proceed to fill in the application immediately or at a later date [** Refer to last dates]. Click on “[Proceed to Fill Application](#)” to fill the application immediately and you will be taken to the Application screen as described in step 3. If you choose another day to fill the application, simply close the window and in such case, you need to start from step3.

In a rare case, if the amount is deducted from your account and Payment ID is not displayed, wait for few hours and check your payment status as described in step 2.

Otherwise pay the registration fee again as in step 1 on the next day. The amount deducted from your account made in the first attempt will be refunded or rolled back into your account.

Step 2 Know Your Payment Status: The candidate can also check the status of payment made through this option.

Click on [Know Your Payment Status](#) tab for checking the status of the payment as shown in the below screen.



After clicking on [Know Your Payment Status](#) Tab, the following page will be displayed. Furnish the same Hall ticket number, Mobile number, Date of Birth and stream as given in step 1 and click on

Check Payment Status button as shown in the screen below.

Know Your Payment Status for AP EDCET - 2024

Qualifying Examination Hall Ticket No * Mobile Number *

Enter Qualifying Examination Hall Ticket No Enter Mobile Number

Check Payment Status

Payment Status will be displayed by clicking on Check Payment Status button as shown in the screen below

Know Your Payment Status for AP EDCET - 2024

Qualifying Examination Hall Ticket No * Mobile Number *

12345 [REDACTED]

Check Payment Status

S.No.	Payment Reference ID	Status
1	P341000027C7	SUCCESS

Step 3 Fill Application (Only after Fee Payment): The candidate can start filling the application by selecting the tab “Fill Application (only after fee payment)” as shown in the screen below.

Fill in the details of **Payment ID, Qualifying examination Hall ticket number, Mobile number and Date of birth** and click on **Proceed to fill application**.

Application Form for AP EDCET - 2024

Payment Reference ID * Qualifying Examination Hall Ticket No * Mobile Number * Date of Birth * (dd/mm/yyyy)

P341000027C7 12345 [REDACTED] 01/01/2000

Proceed to Fill Application

After clicking on Proceed to Fill Application button, Application Form for AP EDCET- 2024 will be displayed as shown in the screen below.

In the application form, the fields marked with ‘*’ symbol are MANDATORY which cannot be left blank without providing information. The details provided during the Registration Fee payment are frozen and cannot be edited.

Candidates need to fill in the following details in the application form:

1. Candidate Details:

The screenshot shows a form titled "Candidate Details :". It contains several input fields and a radio button group. The fields are: "Candidate's Name *(as per SSC or Equivalent Records)" with the value "S SATISH KUMAR"; "Father's Name *(as per SSC or Equivalent Records)" with the value "S V BHASKAR RAO"; "Mother's Name *(as per SSC or Equivalent Records)" with the value "S S DEVI"; "Date of Birth *(dd/mm/yyyy)" with the value "15/03/2003"; "Gender *" with radio buttons for "Male" (selected), "Female", and "Transgender"; "Aadhaar Card Number *" with a redacted value; "Ration Card Number" with the placeholder "Enter Ration Card Number"; and "Annual Income of the Parents (Rs.)" with a dropdown menu.

Candidate Name: Name of candidate as entered in fee payment screen will be displayed here and cannot be modified or edited.

Father's Name: The candidate has to enter his / her father's name as per 10th class records in the provided space in CAPITAL LETTERS.

Mother's Name: The candidate has to enter his / her mother's name as per 10th class records in the provided space in CAPITAL LETTERS.

Date of Birth: Date of Birth as entered in fee payment screen will be displayed here and cannot be modified or edited.

Gender: Select your Gender among the three options given.

Aadhaar Card Number: Enter your 12-digit Aadhar Card number issued by UIDAI

Ration Card Number: Enter the Ration card number of your family.

Annual Income of the Parents (in Rs.): Select the any one of the four options provided as given below regarding the "Annual Income of the Parents (Rs.):" A valid income certificate issued by competent authority and its number should be entered.

Note: **Annual Income of the Parents will** be auto populated on entering **Income Certificate Number**. Select **Yes** or **No** to confirm the details populated by the application system as shown in the screen below.

Annual Income of the Parents (Rs.)

Below Rs 1 Lakh
 Above Rs 1 Lakh and Below Rs 2.5 Lakhs
 Above Rs 2.5 Lakhs and below Rs 8 Lakhs
 Above Rs 8 Lakhs

Income Certificate Number

Income Certificate Details	
Candidate Name	: <input type="text" value=""/>
Father Name / Husband Name	: <input type="text" value=""/>
Valid Date	: <input type="text" value=""/>
Total Income (Rs.)	: <input type="text" value=""/>
Confirm Your Income Certificate Details	: <input checked="" type="radio"/> Yes <input type="radio"/> No

If the candidate's **Annual Income of the Parents** are not auto populated on entering **Income Certificate Number**, candidate should enter the **Income Certificate Number** manually and proceed.

Caste Category: Enter the caste certificate number issued by the competent authority case your caste category.

Note: **Caste Certificate Details** will be auto populated on entering **Caste Certificate Number**. Select **Yes** or **No** to confirm the details populated by the application system as shown in the screen below.

Category

BC D

Caste Certificate Number ?

Caste Certificate Details	
Candidate Name	: <input type="text" value=""/>
Father Name	: <input type="text" value=""/>
Category	: <input type="text" value=""/>
Confirm Your Caste Certificate Details	: <input checked="" type="radio"/> Yes <input type="radio"/> No

If the candidate's **Caste Certificate Details** are not auto populated on entering **Caste Certificate Number**, candidate should enter the **Caste Certificate Number** manually and proceed.

Note: **EWS option in the application will be visible only if the candidate belongs to OC category.**

Eligible for **EWS (Economically Weaker Sections)**: Click on Yes if you are eligible for EWS and have a valid EWS certificate issued by Tahsildar. After clicking on 'Yes' you have to enter the EWS certificate number.

EWS(Economically Weaker Section) Eligibility *

EWS Eligibility * Yes No

EWS Certificate Number
1234567890

Special Reservation Category: Reservations are provided for candidates with **NCC, CAP, Sports & Games, Bharat Scouts and Guides** categories also.

Select the applicable categories for which supportive certificates are available

EWS(Economically Weaker Section) Eligibility *

EWS Eligibility * Yes No

EWS Certificate Number
EW1234567890123

Special Reservation Category

National Cadet Corps (NCC)
 Children of Armed Personnel (CAP)
 Sports & Games
 Bharat Scouts and Guides

PH (Physically Handicapped)

Blindness and Low vision
 Deaf and hard hearing
 Locomotor disability including cerebral palsy, leprosy cured, dwarfism, acid attack victims and muscular dystrophy
 Autism, Intellectual Disability, Specific Learning disability, Mental Illness
 Multiple disability, from amongst persons under clauses (a) to (d) including deaf-blindness in the posts identified for each disability

Do You Require Scribe?
 Yes No

Note: Please contact Convener, AP EAPCET - 2024 with necessary proofs for the allotment of scribe.

Sadarem Number (17 Digits)
[Redacted]

Activate Windows
Go to Settings to activate Windows.

Physically Handicapped:

In case of PH, the medical board certificate issued through SADAREM shall be entered.

Sadarem Certificate Details will be auto populated on entering **Sadarem Number**. Select **Yes** or **No** to confirm the details populated by the application system as shown in the screen below.

Do You Require Scribe?

Yes No

Sadarem Number (17 Digits)

Sadarem Certificate Details

Candidate Name :

PH Category :

Percentage :

Confirm Your Sadarem Details : Yes No

If the candidate's Sadarem Certificate Details are not auto populated on entering Sadarem Number, candidate should enter the Sadarem Number manually.

Minority/ Non-Minority: If the candidate belongs to any of the minority communities such as Muslim, Christian, Buddhist, Sikh, Jain, Zoroastrian or Other minority, click on Minority button and select the applicable minority. Otherwise, if the candidate does not belong to a Minority community, then the non-Minority option has to be clicked.

Minority / Non-Minority *

Non-Minority Minority

Minority *

Muslim Christian Buddhist Sikh Jain Zoroastrian Other Minority

Present Address

House No. (or) C/O * H NO

Village / Street / Locality * PRE VILLAGE

Mandal / Town / City * PRE MANDAL

District * YSR

State * ANDHRA PRADESH

Pin Code * 508218

Mobile Number *

Alternate Mobile Number Enter Alternate Mobile Number

Telephone Number (Landline) Enter TelePhone Number (Landline)

E-Mail Id *

Permanent Address Permanent Address Same as Present Address

House No. (or) C/O * HNO 5/11

Village / Street / Locality * VILLAGE

Mandal / Town / City * MANDAL

District * TELANGANA STATE

State * TELANGANA

Pin Code * 508218

2. Address: Candidate should enter his/her Present/Permanent address with the following fields like House No or C/O, Village/Street/Locality, Mandal/Town/City, District, State, Pin code, Mobile Number, Alternate Mobile Number & Email ID as shown in the screen above.

House No. (Or) C/O: Candidate should enter his/her House Number.

Village/Street /Locality: Candidate should enter his/her Street Number or Locality Number or Village Name.

Mandal/Town/City: Candidate should enter his/her Mandal Name or Town

Name or City Name.

District: Candidate should enter his / her District Name.

State: Candidate should enter his/her State Name.

Pin Code: Candidate should enter his/her address Pin Code Number.

Mobile Number: Mobile Number will be auto populated as it is provided in Fee Payment (Step-1)

Alternate Mobile Number and Telephone Number:

Candidate should enter his/her Alternate Mobile Number and Telephone Number.

Email Id: Email Id will be auto populated as it is provided in Fee Payment (Step-1).

Note: Select **Present Address** check box if the present address is your **Permanent Address**

2. Qualifying Examination:

Note: Refer Instruction Booklet or Notification for Qualifying Examination details

(a) Candidates should have passed/appearing for final year examinations of B.A./B.Sc./B.Sc. (Home Science) /B.Com./ B.E/B.Tech/B.C.A./B.B.M. at the time of submitting the Application for AP Ed.CET-2024. Candidates should be required to produce marks, memos and pass certificates at the time of admission.

(b) Candidates should have secured a minimum of 50% marks either in the Bachelor Degree i.e., B.A./B.Sc./B.Sc. (Home Science)/B.Com./B.C.A./B.B.M and or in the Postgraduate Degree in relevant subject or 5 years integrated course in the relevant subject of methodology or any other qualification equivalent thereto. However, the candidates belong to all other reserved categories i.e., S.C., S.T., B.C. (A/B/C/D/E), and physically handicapped should have secured a minimum of 40% marks in the qualifying examination.

(c) As per the GOM's No: 92, the candidates who passed M.B.B. S/B.D. S/B.A.M. S/B. L/L.L. B/B.A.(Languages)/B.O. L etc. and other such professional courses are not eligible for admission into B.Ed. Course

Select the appropriate type of qualifying examination and also enter the names of the major group subjects (other than language subjects). Also mention whether you are also a postgraduate by selecting yes or no buttons.

Enter the hall ticket number of the qualifying examination (Intermediate or degree or LLB as applicable) and the year of passing the qualifying examination / appearing for the final year of qualifying examination.

Medium of Instruction at Qualifying Exam: Enter the medium of instruction at the qualifying examination (Intermediate or degree or LLB as applicable).

Qualifying Examination

Type of the Exam *

ANY DEGREE OF 3-YEAR DURATION

BCA

BE / B.TECH

Do you possess M.A. English also * YES NO

Do you possess PG degree also * YES NO

Major Group Subjects of the Qualifying Exam *

Enter Major Group Subject-1

Enter Major Group Subject-2

Enter Major Group Subject-3

Hall Ticket No of the Qualifying Examination *

12345

Year of App. / Passing the Qualifying Exam *

--Select--

Medium of Instruction at Qualifying Exam *

English Telugu Urdu Others

SSC or Equivalent (10th Class) *

Urban Rural

SSC Hall Ticket No * Enter SSC Hall Ticket No

Month of Passing * --Select--

Year of Passing * --Select--

Intermediate or Equivalent (10+2)

Urban Rural

Intermediate Hall Ticket No Enter Intermediate Hall Ticket No

Month of Passing --Select--

Year of Passing --Select--

Group Subjects --Select--

[Activate Wi](#)
[Go to Settings](#)

SSC or Equivalent (10th Class): Candidate should select Urban or Rural location, Enter the SSC or Equivalent Hall Ticket No., Month of Passing and Year of Passing.

SSC or Equivalent (10th Class) *

Urban Rural

SSC Hall Ticket No * [REDACTED]

Month of Passing * March

Year of Passing * [REDACTED]

SSC Education Details *

Candidate Name : [REDACTED]

Father Name : [REDACTED]

Date of Birth : [REDACTED]

School Name : [REDACTED]

District : [REDACTED]

Confirm Your SSC Education Details : Yes No

For example, enter 13534676899783 for SSC or Equivalent (10th Class) Hall Ticket No., March for Month and the Year of Passing is 2011, refer the image shown:

Intermediate or Equivalent (10+2): Candidate should select Urban or Rural location where he pursued his 10+2 classes of study Enter the Intermediate / 10+2 or Equivalent Hall Ticket No., Month of Passing ,Year of Passing and Group Subject as shown below.

Intermediate or Equivalent (10+2)

Urban
 Rural

Intermediate Hall Ticket No. [██████████]
 Month of Passing [██████]
 Year of Passing [██████]
 Group Subjects [BiPC]

Place of Study: The candidate has to fill the district details related to his study from Class-6 to Intermediate II year / equivalent in the spaces provided as shown below. However, if a candidate has studied in a state other than Andhra Pradesh OR TELANGANA, then select OTHER STATE. However, candidates who have studied in Telangana State shall select TELANGANA.

Place of Study

Class	Place / Village *	School Name / Institute Name *	Year of first appearance *	Year Of Pass *
Class 9 *	Konaseema [Razole]	ZPHS, Razole	2015	2016
Class 10 *	Konaseema [Razole]	ZPHS, Razole	2016	2017
Inter 1st year / Equivalent *	Konaseema [Razole]	Govt Junior College	2017	2018
Inter 2nd year / Equivalent *	Konaseema [Razole]	Govt Junior College	2018	2019
Degree 1st year *	Konaseema [Razole]	Govt Degree College	2019	2020
Degree 2nd year *	Konaseema [Razole]	Govt Degree College	2020	2021
Degree 3rd year *	Konaseema [Razole]	Govt Degree College	2021	2022

Local Area *
 AU For local status of students migrated from Telangana to AP, refer home page

Local Area: Based on the places of study during the preceding 7 years of the qualifying examination, local area is decided.

On entering the candidate’s places of study, local area of the candidate is auto populated by the application system i.e., **AU, SVU, OU or Non-Local**.

However, these credentials will be verified based on the certificates produced at the time of admission.

3. Details of Common Entrance Test

Stream or Methodology of Entrance Examination *

Mathematics
 Physical Science
 Biological Science
 Social Studies
 English

Do you wish to appear the test in Urdu Medium?

Yes
 No

Methodology opted for:

Choosing of Part-C subjects (i.e., Methodology) for entrance test is at candidate's risk. Selection of a subject methodology at the entrance test does not confer any right to the candidate to get admission in that methodology at B.Ed. Candidates shall refer the following criteria for selection of methodology.

Mathematics methodology: Candidate with B.A./B.Sc. /B.E/B.Tech. With mathematics as one of the subjects or B.C.A candidates with Mathematics at intermediate level as a group subject.

Biological Sciences methodology: Candidates with B.Sc./B.Sc. (Home Science) who have studied Botany and Zoology or Allied Life Sciences under Part -II group subjects or B.C.A. candidates with Biological Sciences at intermediate level as group subject.

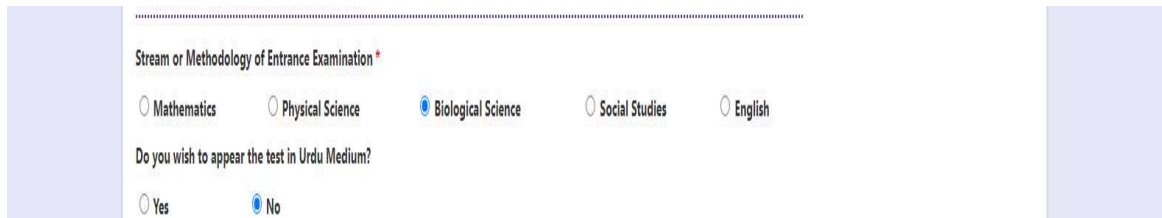
Physical Sciences methodology: Candidates with B.Sc. /B.E/B.Tech who have studied Physics and Chemistry or Allied Material Sciences as one of the subjects or BCA candidates with Physical Sciences (Physics and Chemistry) at intermediate level as group subject.

Social Studies methodology: All candidates with B.A./B.Com./B.B.M. or B.C.A. candidates with Social Sciences at intermediate level as group subject

English methodology: Candidates with B.A Special English / B.A. English literature or M.A. English

Do you wish to appear for the test in Urdu Medium?

You can select any one of the following option either yes or no as shown below



The screenshot shows a form with two sections. The first section is titled "Stream or Methodology of Entrance Examination*" and contains five radio button options: Mathematics, Physical Science, Biological Science, Social Studies, and English. The "Biological Science" option is selected. The second section is titled "Do you wish to appear the test in Urdu Medium?" and contains two radio button options: Yes and No. The "No" option is selected.

Test Preference: Candidates are given option to choose six preferences of their choice as shown in the screen below

Test Centre Preferences

Preference 1*

ANAKAPALLE - Anakapalle

Preference 2*

ANANTAPUR - Gooty

Preference 3*

BAPATLA - Chirala

Preference 4*

CHITTOOR - Chittoor

Preference 5*

PRAKASAM - Ongole

Preference 6*

PRAKASAM - Markapuram

Are you appearing for AP LAW CET-2024 also?

As AP EDCET and AP LAW CET / AP PGLCET are scheduled on the same day this year, you are required to submit whether you are appearing for AP LAW CET / AP PGLCET also- Yes or No.

Photo and Signature:

DON'T FORGET to upload your Photograph & Signature. A good quality passport size photograph in **.jpg or .jpeg** of **less than 50Kb** and signature signed with a black pen on a white paper shall be scanned and saved as **.jpg or .jpeg** of **less than 30Kb** shall be uploaded by clicking on browse button under the photograph and signature panels and selecting the files already kept ready.

Photo & Signature *



Photo (<50kb jpg, jpeg)

Choose File No file chosen

Sample Signature



Signature (<30kb jpg, jpeg)

Choose File No file chosen

Save and Preview/Submit

After furnishing ALL the required data and correct particulars, verify thoroughly the details and go through the Declaration at the end of the page. Select the encircled check box if you are done with Online Application Form filling.



Are you appearing for LAW CET also on the same date : * YES NO

I have carefully gone through the instruction Booklet and I am conversant with the instructions. I shall abide by the eligibility conditions and other regulations to be satisfied for appearing at the entrance test and admission into any course prescribed. Further, I assure that, I will not involve in any malpractice or illegal activities in the entrance test. In case, I have furnished any false information or involved in any malpractice or illegal activities, I am liable for punishment as per the existing law. I am responsible for the correctness of the above details filled in by me and the CONVENER, AP EDCET - 2024 is not responsible in any way. Mere appearing for the entrance examination does not confer any right for me to take admission.

Save **Preview / Submit**

SAVE : Will record the partially filled details in the Database. The same can be retrieved at your convenience and you can continue to fill the rest and submit the form.

PREVIEW / SUBMIT : You will have a chance to preview your application and then finally confirm your application by clicking on Confirm button.

Activate Win
Go to Settings t

All Copy Rights Reserved with APSICHE. Designed & Developed By **APOnline**

Clicking on the **Save** button will save the entered details partially and displays a message as shown in the screen below.



Preference 4 *
CHITTOOR - Chittoor

Preference 5 *
PRAKASAM - Ongole

Preference 6 *
PRAKASAM - Markapuram

Are you appearing for LAW CET also on the same date : * YES NO

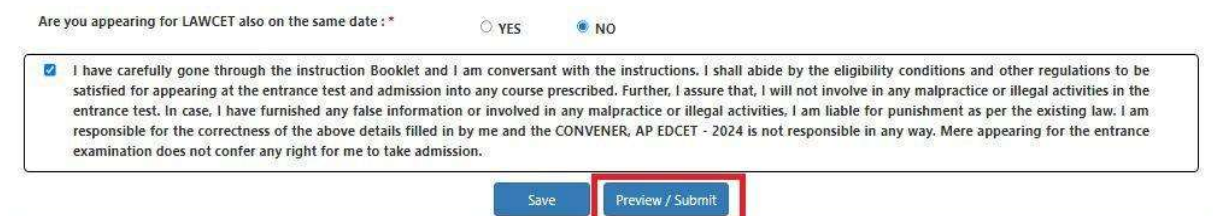
I have carefully gone through the instruction Booklet and I am conversant with the instructions. I shall abide by the eligibility conditions and other regulations to be satisfied for appearing at the entrance test and admission into any course prescribed. Further, I assure that, I will not involve in any malpractice or illegal activities in the entrance test. In case, I have furnished any false information or involved in any malpractice or illegal activities, I am liable for punishment as per the existing law. I am responsible for the correctness of the above details filled in by me and the CONVENER, AP EDCET - 2024 is not responsible in any way. Mere appearing for the entrance examination does not confer any right for me to take admission.

Save **Preview / Submit**

Your application is saved temporarily. Click on Preview / Submit button to confirm your Application

Close

If you are sure of the data entered, you can **Preview/Submit** the online application.



Are you appearing for LAW CET also on the same date : * YES NO

I have carefully gone through the instruction Booklet and I am conversant with the instructions. I shall abide by the eligibility conditions and other regulations to be satisfied for appearing at the entrance test and admission into any course prescribed. Further, I assure that, I will not involve in any malpractice or illegal activities in the entrance test. In case, I have furnished any false information or involved in any malpractice or illegal activities, I am liable for punishment as per the existing law. I am responsible for the correctness of the above details filled in by me and the CONVENER, AP EDCET - 2024 is not responsible in any way. Mere appearing for the entrance examination does not confer any right for me to take admission.

Save **Preview / Submit**

Clicking on the **Preview/Submit** button will display the preview page with the details furnished by the candidate as shown in the screen below with **Modify & Confirm** buttons at the end of the page.

A click on the **Modify** button enables the candidate to re-inspect the entire application to correct any errors or mistakes in the saved application.

Confirm/Freeze: Click on Confirm/Freeze button for submitting the application.

I have carefully gone through the instruction Booklet and I am conversant with the instructions. I shall abide by the eligibility conditions and other regulations to be satisfied for appearing at the entrance test and admission into any course prescribed. Further, I assure that, I will not involve in any malpractice or illegal activities in the entrance test. In case, I have furnished any false information or involved in any malpractice or illegal activities, I am liable for punishment as per the existing law. I am responsible for the correctness of the above details filled in by me and the CONVENER, AP EDCET - 2024 is not responsible in any way. Mere appearing for the entrance examination does not confer any right for me to take admission.

Modify Confirm / Freeze

Activate W
Go to Settings

All Copy Rights Reserved with APSCHE. Designed & Developed By APOnline

Clicking on the **Confirm/Freeze** button, candidates can view a pop up alert as **“Your application is submitted successfully. Please note your Application Number for further reference”**. Candidates can take print applications by clicking on the **Print Application** button which is useful for further correspondence.

Test Centre Preferences

Preference 1 : ANAKAPALLE - Anakapalle
Preference 2 : ANANTAPUR - Gooty
Preference 3 : BAPATLA - Chirala
Preference 4 : CHITTOOR - Chittoor
Preference 5 : PRAKASAM - Ongole
Preference 6 : PRAKASAM - Markapuram

Are you appearing for LAWCET also on the same date : * NO

Your AP EDCET - 2024 Application Confirmed Successfully. Please note your Registration number for future correspondence **3410000123**

Print Application

Clicking on the **Print Application**, candidate can view the Receipt of the Application form as shown in the screen below.



AP EDCET - 2024

Education Common Entrance Test
(Conducted by Andhra University, Visakhapatnam on behalf of APSCHE)



1. Stream # : **Mathematics**
2. (a) Qualifying Examination# : BE / B.TECH
 (b) Qualifying Exam Hall Ticket No # : 12345
 (c) Year of App./Passing the Qualifying Exam : 2022
 (d) Medium of Instruction at Qualifying Exam : English
 (e) Place of Study - Intermediate or Equivalent : Urban
3. (a) Candidate's Name # : TEST
 (b) Father's Name # : FATHER
 (c) Mother's Name : MOTHER
 (d) Date of Birth (as per SSC or Equivalent) # : 01/01/2000
 (e) Gender : MALE
4. Category # : BC_A
 5. Local Area : AU
 6. (a) Non-Minority / Minority : Minority
 (b) Minority Category : Buddhist
 7. Annual Income of the Parents (Rs.) : Below Rs 1 Lakh
 8. (a) Study Details

Preserve the Registration Number for all future correspondence.
REGISTRATION NO. : 3410000123




x _____

Class 10	Kakinada	Inter 1st year / Equivalent	Bapatla
Inter 2nd year / Equivalent	Annamayya	Degree 1st year	Annamayya
Degree 2nd year	Palnadu	Degree 3rd year	Palnadu
Degree 4th year	Kakinada		

- (b) Place of Study - SSC or Equivalent : Urban
 (c) SSC Hall Ticket Number & Year of Passing : [REDACTED]
 (d) Inter Hall Ticket Number & Year of Passing & Group : [REDACTED]
9. (a) Address for Correspondence : HNO, STREET,
 MANDAL, Kurnool,
 ANDHRA PRADESH, 508218
- (b) Contact Telephone Number (Mobile) : [REDACTED] (c) E-Mail Id : [REDACTED]
 (d) Aadhar Card number : [REDACTED]



10. Test Centre Preferences

Preference - 1	Preference - 2	Preference - 3
ANAKAPALLE - Anakapalle	ANANTAPUR - Gooty	BAPATLA - Chirala
Preference - 4	Preference - 5	Preference - 6
CHITTOOR - Chittoor	PRAKASAM - Ongole	PRAKASAM - Markapuram


11. (a) Fee particulars - Payment through : ONLINE (c) Amount (in Rs.) : 517.70
 (b) Payment Reference Id. : P341000027C7

- These Fields CANNOT be edited by candidate, but written request can be made to the CONVENER or Regional Coordinator of AP EDCET - 2024 or email to helpdeskapedcet2023@gmail.com. Remaining fields can be edited by the candidate during the permitted period. For details contact at 7659934669.

Declaration : 1) I have carefully gone through the instruction booklet and I am conversant with the instructions. I shall abide by the eligibility conditions and other regulations to be satisfied for appearing at the entrance test and admission into any course prescribed. Further, I assure that, I will not involve in any malpractise or illegal activities in the entrance test. In case, I have furnished any false information or involved in any malpractise or illegal activities, I am liable for punishment as per the existing law.
 2) I am responsible for the corrections of the above details filling by me and the CONVENER AP EDCET - 2024 is not responsible in anyway.

Date : 15/03/2024 05:08 PM

SIGNATURE and LEFT HAND THUMB impression of the candidate to be done in the presence of the Invigilator on the day of Examination in the Examination Hall

Affix a recent color photograph (3.5 cmX3.5 cm) and get attested by a Gazetted Officer or the Principal of the College where studied (Well in advance BEFORE EXAMINATION)	SIGNATURE OF THE CANDIDATE in the presence of the Invigilator	Left Thumb Impression 	

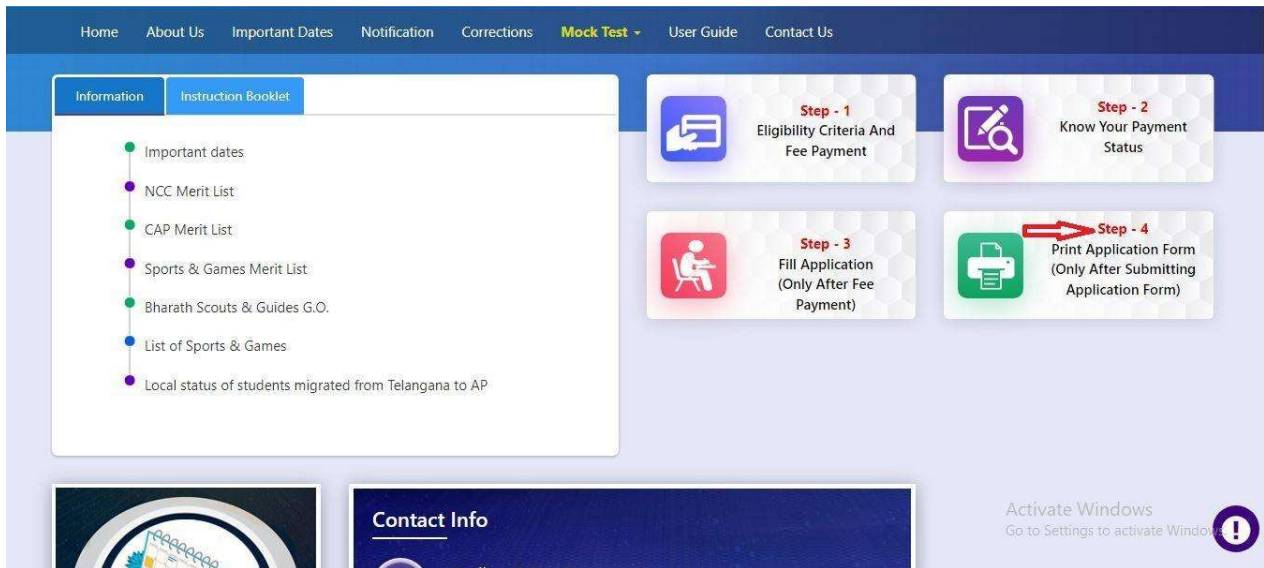
- Note :** 1) ALL the candidates have to submit this form in the Examination Hall to the Invigilator.
 2) Candidates are not allowed into the Examination Hall even if they are LATE BY A MINUTE.
 3) This is computer Generated sheet and does not require the signature of the CONVENER, AP EDCET - 2024

Print

Step 4: Print Application Form (Only After Submitting Application Form) The

candidate can print the submitted application through this option.

Candidates can take print out of the application by clicking on the **Print Application** button which is useful for further correspondence.



After clicking on the Print Application Form tab from AP EDCET -2024 Home page, the Print Application Form for AP EDCET-2024 page will be displayed then enter all the mandatory details and click on **Get Print Application** as shown in the screen below.

A screenshot of the 'Print Application Form for AP EDCET - 2024' form. The form has a blue header with the title. It contains five input fields: Payment Reference ID * (p12354654878), Registration Number * (341213646314), Qualifying Examination Hall Ticket No * (123), Mobile Number * (blacked out), and Date of Birth * (dd/mm/yyyy) (blacked out). A blue button labeled 'Get Print Application' is located at the bottom center of the form.

After entering all the mandatory details and clicking on Get Application Details, the print copy of the AP EDCET-2024 application will be displayed for printing as shown in the screen below.



AP EDCET - 2024

Education Common Entrance Test
(Conducted by Andhra University, Visakhapatnam on behalf of APSCE)



1. Stream # : **Mathematics**
2. (a) Qualifying Examination# : BE / B.TECH
 (b) Qualifying Exam Hall Ticket No # : 12345
 (c) Year of App./Passing the Qualifying Exam : 2022
 (d) Medium of Instruction at Qualifying Exam : English
 (e) Place of Study - Intermediate or Equivalent : Urban
3. (a) Candidate's Name # : TEST
 (b) Father's Name # : FATHER
 (c) Mother's Name : MOTHER
 (d) Date of Birth (as per SSC or Equivalent) # : 01/01/2000
 (e) Gender : MALE
4. Category # : BC_A
 5. Local Area : AU
 6. (a) Non-Minority / Minority : Minority
 (b) Minority Category : Buddhist
 7. Annual Income of the Parents (Rs.) : Below Rs 1 Lakh
 8. (a) Study Details

Preserve the Registration Number for all future correspondence.
REGISTRATION NO. : 3410000123




x _____

Class 10	Kakinada	Inter 1st year / Equivalent	Bapatla
Inter 2nd year / Equivalent	Annamayya	Degree 1st year	Annamayya
Degree 2nd year	Palnadu	Degree 3rd year	Palnadu
Degree 4th year	Kakinada		

- (b) Place of Study - SSC or Equivalent : Urban
 (c) SSC Hall Ticket Number & Year of Passing : [REDACTED]
 (d) Inter Hall Ticket Number & Year of Passing & Group : [REDACTED]
9. (a) Address for Correspondence : HNO, STREET,
 MANDAL, Kurnool,
 ANDHRA PRADESH, 508218
- (b) Contact Telephone Number (Mobile) : [REDACTED] (c) E-Mail Id : [REDACTED]
 (d) Aadhar Card number : [REDACTED]



10. Test Centre Preferences

Preference - 1	Preference - 2	Preference - 3
ANAKAPALLE - Anakapalle	ANANTAPUR - Gooty	BAPATLA - Chirala
Preference - 4	Preference - 5	Preference - 6
CHITTOOR - Chittoor	PRAKASAM - Ongole	PRAKASAM - Markapuram


11. (a) Fee particulars - Payment through : ONLINE (c) Amount (in Rs.) : 517.70
 (b) Payment Reference Id. : P341000027C7

- These Fields CANNOT be edited by candidate, but written request can be made to the CONVENER or Regional Coordinator of AP EDCET - 2024 or email to helpdeskapedcet2023@gmail.com. Remaining fields can be edited by the candidate during the permitted period. For details contact at 7659934669.

Declaration : 1) I have carefully gone through the instruction booklet and I am conversant with the instructions. I shall abide by the eligibility conditions and other regulations to be satisfied for appearing at the entrance test and admission into any course prescribed. Further, I assure that, I will not involve in any malpractice or illegal activities in the entrance test. In case, I have furnished any false information or involved in any malpractice or illegal activities, I am liable for punishment as per the existing law.
 2) I am responsible for the corrections of the above details filling by me and the CONVENER AP EDCET - 2024 is not responsible in anyway.

Date : 15/03/2024 05:08 PM

SIGNATURE and LEFT HAND THUMB impression of the candidate to be done in the presence of the Invigilator on the day of Examination in the Examination Hall

Affix a recent color photograph (3.5 cmX3.5 cm) and get attested by a Gazetted Officer or the Principal of the College where studied (Well in advance BEFORE EXAMINATION)	SIGNATURE OF THE CANDIDATE in the presence of the Invigilator	Left Thumb Impression 	

- Note :** 1) ALL the candidates have to submit this form in the Examination Hall to the Invigilator.
 2) Candidates are not allowed into the Examination Hall even if they are LATE BY A MINUTE.
 3) This is computer Generated sheet and does not require the signature of the CONVENER, AP EDCET - 2024

Print