

[USER GUIDE TO FILL THE ONLINE APPLICATION FORM FOR](#)

[AP ECET-2025](#)

[URL: https://cets.apsche.ap.gov.in/ECET](https://cets.apsche.ap.gov.in/ECET)

The candidates are required to be ready with the **following mandatory / optional details** to fill in the appropriate fields before filling the Online Application Form:

The Mandatory / Optional details are as follows:

S.NO	Details Required	Document to be Referred
1	Credit card/Debit card details/Net Banking	Credit card/Debit card details/Net Banking
2	<ul style="list-style-type: none">Qualifying Examination appeared or passedHall ticket Number of the Qualifying Examination	Marks Memo / Hall Ticket Number of Diploma holders of Engineering & Technology and B.S (Mathematics)
3	Stream Applied for Engineering/Pharmacy Courses	Eligibility Criteria in the AP ECET 2025 website
4	Date of Birth	Birth Certificate / SSC or Equivalent Certificate
5	Hall Ticket Number of SSC or Equivalent examination Certificate	SSC or Equivalent Certificate
6	Income of Parents	The Income certificate issued by MRO / Competent Authority
7	Study Details	Study certificates from Class I to Intermediate 10+2 / Equivalent
8	Category (SC, ST, BC, etc.) and certificate number of the Caste.	The Caste Certificate issued by the MRO/ Competent Authority
9	Special Category (NCC, PH, Sports, CAP, Bharat Scouts and Guides, etc.)	The Certificate issued by Competent Authority
10	Aadhaar Card details	12-digit Aadhaar Card Number

The following system requirements need to be available to comfortably browse ECET-2025 official website

<https://cets.apsche.ap.gov.in/ECET>

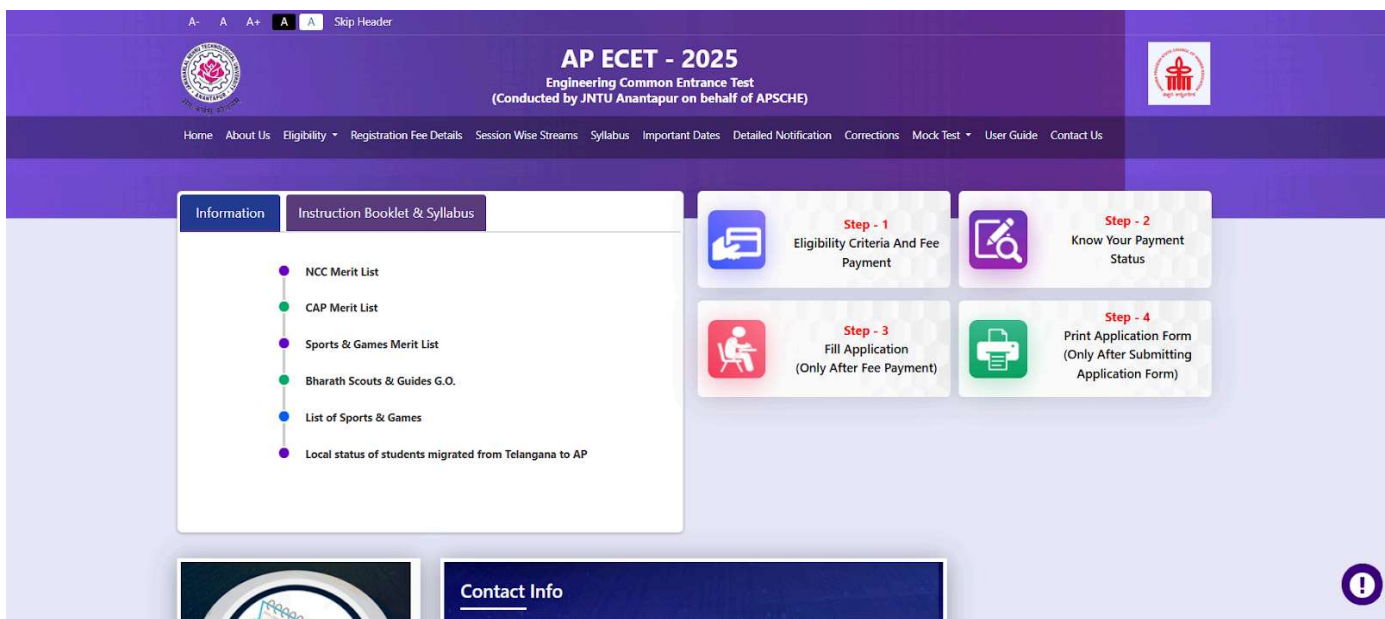
SYSTEM REQUIREMENTS:

For better viewing of ECET-2025 website and smooth Application submission through ONLINE mode, the candidates are hereby informed that the following computer system requirements are most desirable:

- Chrome Browser: Latest Version
- Screen Resolution : 600x800
- pdf Reader: Adobe Acrobat Reader 8.0 and above
- Disable the pop-up blocks and uninstall all the Script blockers.

ECET 2025 - FEE PAYMENT AND ONLINE APPLICATION FORM FILLING PROCESS

VISIT <https://cets.apsche.ap.gov.in/ECET>



There are 4 **Steps** in filling the ECET 2025 online application.

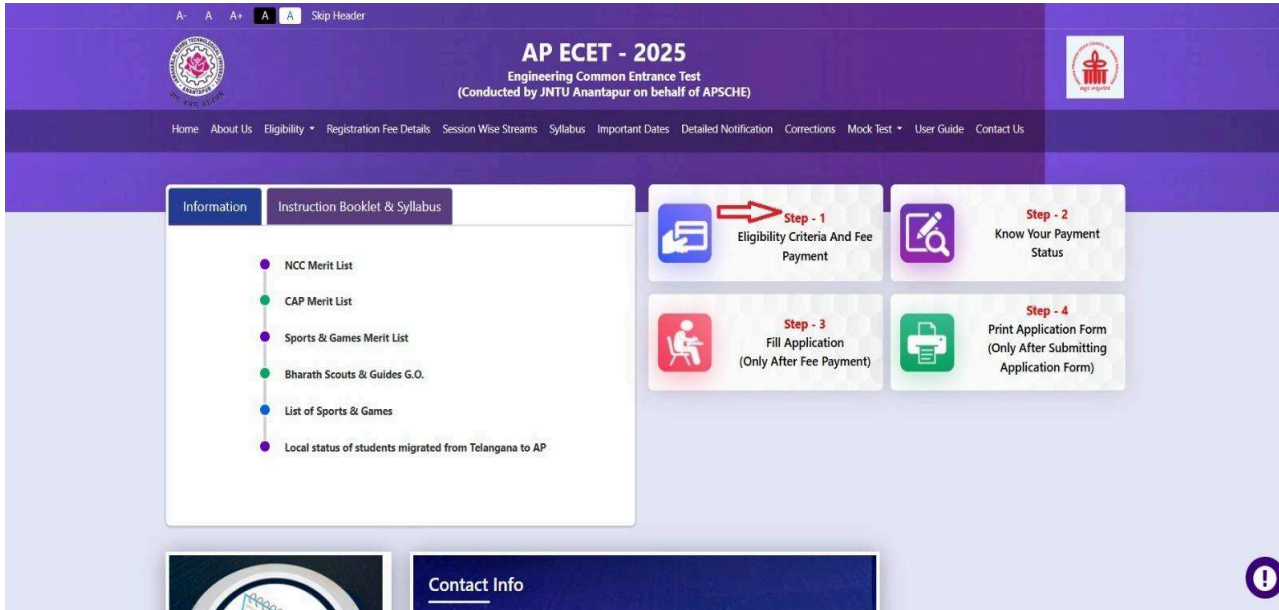
Step-1: Eligibility Criteria & Fee Payment: Candidate can make Online Fee Payment through this option.

Step-2: Know your Payment status: Candidate can check Success/Failure status of Fee Payment

Step-3: Fill Application (Only After Fee Payment): After fee payment by Debit/Credit/Net Banking modes, candidates should fill in the Application through this option.

Step-4: Print Application Form (Only After Submitting Application Form): After application form submission, candidate can print the submitted form.

Step 1 Eligibility Criteria and Fee Payment: Select/Click on **Eligibility Criteria & Fee Payment** Tab as shown in the screen below.



After clicking on **Eligibility Criteria & Fee Payment** Tab, a fee payment web page will be displayed as shown in the screen below.

Fee Payment for AP ECET - 2025

Diploma / BSc HallTicket Number * :

Candidate's Name * :

Date of Birth * (as per SSC or Equivalent) :

Mobile Number * :

Mobile Number Mentioned Above Is My * : Self Father Mother Relative

Alternate Mobile Number :

E-Mail ID * :

Category * : OC BC.A BC.B BC.C BC.D BC.E SC ST

Sub-Caste * :

Payment Options (Convenience charges as applicable) * : PAYTM NB

I have carefully read the eligibility criteria and found eligible. In the event I am found not eligible at any stage of the admission process, my admission stands cancelled.

[Proceed To Pay](#)

NOTE : In case your account is debited and the website gets disconnected before payment receipt generation, kindly compulsory check your Payment Status using [Know Your Payment Status](#) option by providing your details. If you get message "Payment Details Not Found", candidate is requested to go for a fresh payment and the amount for the failure transaction will be refunded to their debited bank account in 7 to 10 working days.

Fill in the details given in the above web page. The details are **Diploma / BSC Hall Ticket Number, Candidate's Name, Date of Birth * (as per SSC or Equivalent), Mobile Number, Mobile Number Mentioned Above Is My, Alternate Mobile Number, E-Mail ID, Category, Sub-Caste, Payment Options (Convenience charges as applicable), Fee Amount.**

(Fee amount will be populated automatically based on the stream and category selected by the candidate).

AP ECET 2025 Application Form Fee:

OC	BC	SC/ST
Rs 600	Rs 550	Rs 500

PAYMENT BY NETBANKING / CREDIT / DEBIT CARD MODE: Registration fee can be paid through Net Banking or Credit Card or Debit Card.

Candidates need to fill all the mandatory fields and Click on the **“Proceed To Pay”** button. And, after clicking on the **Proceed To Pay** button, the control will lead you to the **Modal PopUp Preview** as shown in the screen below.

Confirm below Payment Details

Diploma / BSc HallTicket Number	:	██████
Candidate's Name	:	GANDEEP
Date of Birth(as per SSC or Equivalent)	:	10/00/2000
Mobile Number	:	9██████████
Mobile Number Mentioned Above Is My	:	██████
Alternate Mobile Number	:	
E-Mail ID	:	████████████████████████████████████████
Category	:	BC
Sub-Caste	:	████████████████████
Payment Option	:	PAYTM NB
Fee Amount	:	Rs. 550.00/-

After clicking on the **Confirm** button, the control will lead you to the **BANK PAYMENT GATEWAY** as shown in the screen below.

Reference No : EBSPA1503EA7641B2
Amount : 567.71

APTONLINE LIMITED

Cards

Pay using VISA MasterCard RuPay

For Maestro cards, please enter Expiry Date and CVV no. If available or else ignore and proceed.

Card number : *

Card holder name :

Expiry date :

CVV number :

PAY NOW
Cancel

VeriSign Trusted SecureTrust Trusted Commerce VERIFIED by VISA MasterCard SecureCode Powered by WORLDLINE

Your transaction is processed through a secure 2048 bit https internet connection based on secure socket layer technology. For security purposes, your following details have been logged.
IP address 182.78.33.220 and access time Fri Mar 15 12:19:35 IST 2024.

The confirmation of successful payment of Registration Fee is shown with the “**Your Payment done successful**” item in the below web page as **Payment Status** along with “**Payment Id**”. (**Note: Preserve both the IDs for future correspondence**). Click on the button “**Proceed to Fill Application**” and you will be taken to the next screen.

Your Payment done Successfully

Payment ID	:	IP4100000446
Candidate's Name	:	MANJUSHA
Qualifying Examination Hall Ticket No	:	9876
Payment Reference Number	:	PTM1503FAS46E35F
Mobile Number	:	9874563210
Total Amount	:	567.70

Note : Please note the above mentioned Payment ID for all your future correspondence

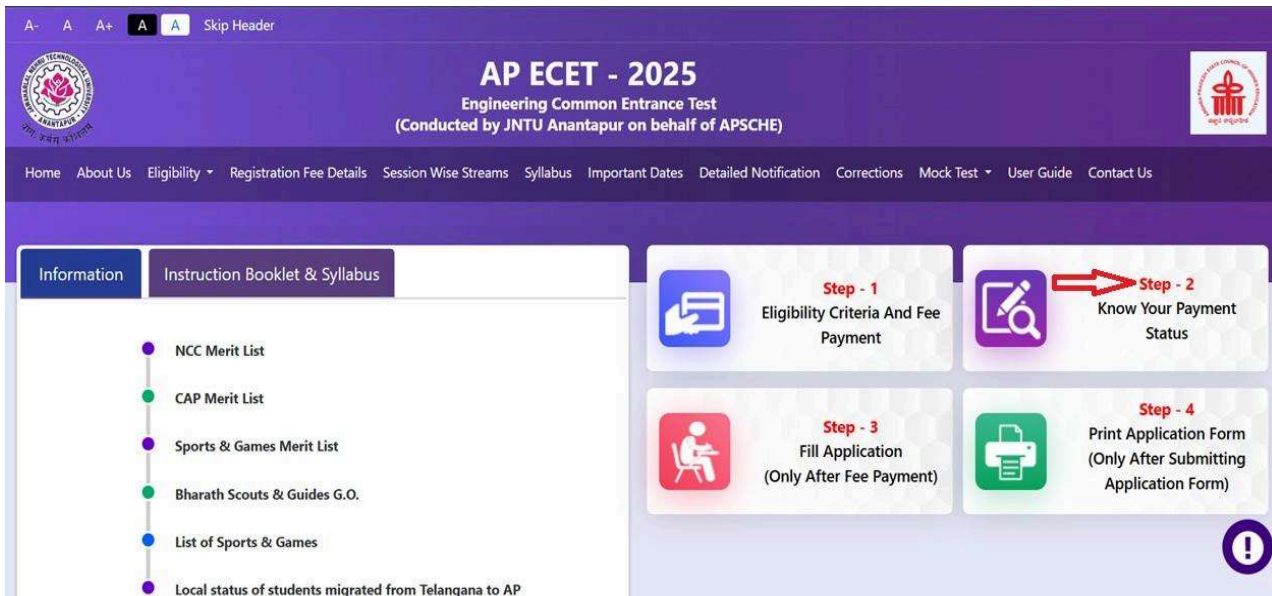
Proceed to Fill Application

Click on “**Proceed to Fill Application**” to fill the application immediately and you will be taken to the Application screen as described in step 3. If you choose another day to fill the application, simply close the window and in such case, you need to start from step3.

In a rare case, if the amount is deducted from your account and Payment ID is not displayed, wait for a few hours and check your payment status as described in step 2.

Otherwise pay the registration fee again as in step 1 on the next day. The amount deducted from your account made in the first attempt will be refunded or rolled back into your account.

Step 2: Know Your Payment Status: In case your account is debited and the website gets disconnected before payment receipt generation, kindly check your Payment Status using the **Know Your Payment Status** option by providing your details as shown below. Click on **Know Your Payment Status** tab for checking the status of the payment as shown in the below screen.



After clicking on **Know Your Payment Status** Tab, the following page will be displayed. Enter the same Diploma/B.Sc. Hall ticket number, Mobile number as given in step 1 and click on **Check Payment Status** button as shown in the screen below.

Payment Status will be displayed by clicking on the **Check Payment Status** button as shown in the screen below.

AP ECET - 2025
Engineering Common Entrance Test
(Conducted by JNTU Anantapur on behalf of APSCHE)

Home About Us Eligibility Registration Fee Details Session Wise Streams Syllabus Important Dates Detailed Notification Corrections Mock Test User Guide Contact Us

Know Your Payment Status for AP ECET - 2025

Diploma / BSC Hall Ticket No *

Mobile Number *

[Check Payment Status](#)

S.No.	Payment Reference ID	Status
1	P45100003644	SUCCESS

Step 3: FILL APPLICATION (Only After Fee Payment):

The candidate can start filling the application by selecting the tab “Fill Application (only after fee payment)”.

AP ECET - 2025
Engineering Common Entrance Test
(Conducted by JNTU Anantapur on behalf of APSCHE)

Home About Us Eligibility Registration Fee Details Session Wise Streams Syllabus Important Dates Detailed Notification Corrections Mock Test User Guide Contact Us

Information Instruction Booklet & Syllabus

- NCC Merit List
- CAP Merit List
- Sports & Games Merit List
- Bharath Scouts & Guides G.O.
- List of Sports & Games
- Local status of students migrated from Telangana to AP

Step - 1 Eligibility Criteria And Fee Payment

Step - 2 Know Your Payment Status

Step - 3 Fill Application (Only After Fee Payment)

Step - 4 Print Application Form (Only After Submitting Application Form)

Fill in the details of Payment ID, Qualifying examination Hall ticket number, mobile number and date of birth and click on **Proceed to fill application** as shown in screen below.

AP ECET - 2025
Engineering Common Entrance Test
(Conducted by JNTU Anantapur on behalf of APSCHE)

Home About Us Eligibility Registration Fee Details Session Wise Streams Syllabus Important Dates Detailed Notification Corrections Mock Test User Guide Contact Us

Application Form for AP ECET - 2025

Payment Reference ID *

Diploma / BSC HallTicket No *

Mobile Number *

Date of Birth * (dd/mm/yyyy)

[Proceed to Fill Application](#)

In the application form, the fields marked with ‘*’ symbols are MANDATORY which cannot be left blank without providing information. The details provided during the Registration Fee payment are frozen and cannot be edited.



AP ECET - 2025

Engineering Common Entrance Test
(Conducted by JNTU Anantapur on behalf of APSCE)



Application Form for AP ECET - 2025

Payment Reference ID *	Diploma / BSC HallTicket No *	Mobile Number *	Date of Birth * (dd/mm/yyyy)
P4S100003644	3769	9542815366	18/08/2000

Candidate Details :

Candidate's Name *(as per SSC or Equivalent Records)	Father's Name *(as per SSC or Equivalent Records)	Mother's Name *(as per SSC or Equivalent Records)
SANDEEP REDDY	FATHER M	MOTHER M
Date of Birth * (dd/mm/yyyy)	Gender *	Aadhaar Card Number *
18/08/2000	<input checked="" type="radio"/> Male <input type="radio"/> Female <input type="radio"/> Transgender	464401764486
APAAR ID	Ration Card Number	
APR789456454	RTGN78645345343	

Annual Income of the Parents (Rs.) *

Below Rs 1 Lakh Above Rs 1 Lakh and Below Rs 2.5 Lakhs Above Rs 2.5 Lakhs and below Rs 8 Lakhs Above Rs 8 Lakhs

Income Certificate Number

IC230117D44675

Income Certificate Details *

Candidate Name	:	DASARI SRILATHA.
Father Name / Husband Name	:	D GOVINDA RAJULU
Valid Date	:	23/01/2027
Total Income (Rs.)	:	80000.00
Confirm Your Income Certificate Details	:	<input checked="" type="radio"/> Yes <input type="radio"/> No

Category *

OC

Sub-Caste *

PEDAKANTI REDDY

EWS(Economically Weaker Section) Eligibility *

EWS Eligibility * Yes No

EWS Certificate Number

78456123131310315623

Special Reservation Category

- National Cadet Corps (NCC)
- Children of Armed Personnel (CAP)
- Sports & Games
- Bharat Scouts and Guides

PH (Physically Handicapped)

- Blindness and Low vision
- Deaf and hard hearing
- Locomotor disability including cerebral palsy, leprosy cured, dwarfism, acid attack victims and muscular dystrophy
- Autism, Intellectual Disability, Specific Learning disability, Mental illness
- Multiple disability, from amongst persons under clauses (a) to (d) including deaf-blindness in the posts identified for each disability

Do You Require Scribe?

- Yes No

Sadarem Number (17 Digits)

01001340190112029

Minority / Non-Minority *

- Non-Minority Minority

Minority *

- Muslim Christian Buddhist Sikh Jain Zoroastrian Other Minority

Present Address

State *	District *	Mandal *	Village *
ANDHRA PRADESH	Anakapalli	Munagapaka	Nagulapalle
Flat No. / House No. / Street / Locality (or) C/O*			Pin Code *
6-102/3, NEAR GOVT HOSPITAL ROAD, KORUKONDA, KORUKONDA, EAST GODAVARI, ANDHRA PRADESH, INDIA 508218			508218
Mobile Number *	Alternate Mobile Number	Telephone Number (Landline)	E-Mail Id *
9542815366	7794944759	Enter TelePhone Number (Landline)	SANDEEP.NAGIREDDY@APTONLINE

Permanent Address Permanent Address Same as Present Address

State *	Other District *	Other Mandal*	Other Village *
ARUNACHAL PRADESH	OD	OM	OV
Flat No. / House No. / Street / Locality (or) C/O*			Pin Code *
SDGFSGDGSDGFS			231212

Qualifying Examination

Type of the Exam *	Course Studied at Diploma / Degree Level *
<input checked="" type="radio"/> Diploma	ECE/EC - ELECTRONICS AND COMMUNICATION E
<input type="radio"/> BSC (MATHEMATICS)	Hall Ticket No of the Qualifying Examination *
	3769
	Year of App. / Passing the Qualifying Exam *
	2022
	Medium of Instruction at Qualifying Exam *
	<input checked="" type="radio"/> English <input type="radio"/> Telugu <input type="radio"/> Urdu <input type="radio"/> Others

SSC or Equivalent (10th Class) *

<input checked="" type="radio"/> Urban	SSC Hall Ticket No *	Month of Passing *	Year of Passing *
<input type="radio"/> Rural	1315118616	March	2013

Place of Study

Class - 7 *	Place / Village *	School Name / Institute Name *	Year Of First Appearance *	Year Of Pass *
Anakapalli	PLACE C7 A	SCHOOL NAME C7 A	2008	2009

Home About Us Eligibility Registration Fee Details Section Wise Streams Syllabus Important Dates Detailed Notification Corrections Mock Test User Guide Contact Us

English Telugu Urdu Others

SSC or Equivalent (10th Class) *

Urban Rural SSC Hall Ticket No * 1315118616 Month of Passing * March Year of Passing * 2013

Place of Study

Class - 7 *	Place / Village *	School Name / Institute Name *	Year Of First Appearance *	Year Of Pass *
Anakapalli	PLACE C7 A	SCHOOL NAME C7 A	2008	2009
Class - 8 *	Place / Village *	School Name / Institute Name *	Year Of First Appearance *	Year Of Pass *
Bapatla	PLACE CB K	SCHOOL NAME CB K	2009	2010
Class - 9 *	Place / Village *	School Name / Institute Name *	Year Of First Appearance *	Year Of Pass *
East Godavari	PLACE C9 K	SCHOOL NAME C9 K	2010	2011
Class - 10 *	Place / Village *	School Name / Institute Name *	Year Of First Appearance *	Year Of Pass *
Guntur	PLACE C10 C	SCHOOL NAME C10 C	2011	2012
Diploma 1st Year *	Place / Village *	School Name / Institute Name *	Year Of First Appearance *	Year Of Pass *
Kakinada	PLACE D1 C	SCHOOL NAME D1 C	2012	2013
Diploma 2nd Year *	Place / Village *	School Name / Institute Name *	Year Of First Appearance *	Year Of Pass *
Kurnool	PLACE D2 K	SCHOOL NAME D2 K	2013	2014
Diploma 3rd Year *	Place / Village *	School Name / Institute Name *	Year Of First Appearance *	Year Of Pass *
OTHER STATE	PLACE D3 V	SCHOOL NAME D3 V	2014	2015

Local Area *

OTHER STATE **For local status of students migrated from Telangana to AP refer home page**

Details of Common Entrance Test

Choose ECET Exam Paper For Entrance Test *

ECE - ELECTRONICS AND COMMUNICATION ENGINEERING

Test Centre Preferences

Preference 1 * ANANTAPUR - Anantapur

Preference 2 * ANNAMAYYA - Rayachoty

Preference 3 * BAPATLA - Chirala

Preference 4 * CHITTOOR - Palamner

Preference 5 * GUNTUR - Guntur

I have carefully gone through the instruction Booklet and I am conversant with the instructions. I shall abide by the eligibility conditions and other regulations to be satisfied for appearing at the entrance test and admission into any course prescribed. Further, I assure that, I will not involve in any malpractice or illegal activities in the entrance test. In case, I have furnished any false information or involved in any malpractice or illegal activities, I am liable for punishment as per the existing law. I am responsible for the correctness of the above details filled in by me and the CONVENER, AP ECET - 2025 is not responsible in any way. Mere appearing for the entrance examination does not confer any right for me to take admission.

Photo & Signature *

Photo (=<30kb jpg, jpeg) Choose File No file chosen

Signature (=<30kb jpg, jpeg) Choose File No file chosen

Save Preview / Submit

SAVE : Will record the partially filled details in the Database. The same can be retrieved at your convenience and you can continue to fill the rest and submit the form.

PREVIEW / SUBMIT : You will have a chance to preview your application and then finally confirm your application by clicking on Confirm button.

Candidates need to fill in the following details in the application form: Candidate Details:

Candidate Details :

Candidate's Name *(as per SSC or Equivalent Records)	Father's Name *(as per SSC or Equivalent Records)	Mother's Name *(as per SSC or Equivalent Records)
SANDEEP REDDY	FATHER M	MOTHER M
Date of Birth *(dd/mm/yyyy)	Gender *	Aadhaar Card Number *
18/08/2000	<input checked="" type="radio"/> Male <input type="radio"/> Female <input type="radio"/> Transgender	464401764486
APAAR ID	Ration Card Number	
APR789456454	RTGN78645345343	

Candidate Name: Name of candidate as entered in fee payment screen will be displayed here and cannot be modified or edited.

Father's Name: The candidate has to enter his / her father's name as per 10th class records in the provided space in CAPITAL LETTERS.

Mother's Name: The candidate has to enter his / her mother's name as per 10th class records in the provided space in CAPITAL LETTERS.

Date of Birth: Date of Birth as entered in fee payment screen will be displayed here and cannot be modified or edited.

Gender: Select your Gender among the three options given.

Aadhaar Card Number/Enrollment No.: Enter your Aadhaar Card number if not available, enter the Aadhaar Enrolment number.

APAAR ID: Enter the APAAR ID number of the candidate .

Ration Card Number: Enter the Ration card number of your family .

Annual Income of the Parents (in Rs.): Select any one of the three options provided as given below regarding the “Annual Income of the Parents (Rs.):” A valid income certificate issued by competent authority and its number should be entered.

Annual Income of the Parents (Rs.) *

Below Rs 1 Lakh Above Rs 1 Lakh and Below Rs 2.5 Lakhs Above Rs 2.5 Lakhs and below Rs 8 Lakhs Above Rs 8 Lakhs

Income Certificate Number

Enter Income Certificate Number

Note: **Annual Income of the Parents will** be auto populated on entering **Income Certificate Number**. Select **Yes** or **No** to confirm the details populated by the application system as shown in the screen below.

Annual Income of the Parents (Rs.) *

Below Rs 1 Lakh Above Rs 1 Lakh and Below Rs 2.5 Lakhs Above Rs 2.5 Lakhs and below Rs 8 Lakhs Above Rs 8 Lakhs

Income Certificate Number

~~XXXXXXXXXX~~

Income Certificate Details *		
Candidate Name	:	XXXXXXXXXX
Father Name / Husband Name	:	XXXXXXXXXX
Valid Date	:	XXXXXXXXXX
Total Income (Rs.)	:	XXXXXXXXXX
Confirm Your Income Certificate Details	:	<input type="radio"/> Yes <input type="radio"/> No

If the candidate’s **Annual Income of the Parents** is not auto populated on entering **Income Certificate Number**, the candidate should enter the **Income Certificate Number** manually and proceed.

Caste Category: Enter the caste certificate number issued by the competent authority.

Note: **Caste Certificate Details** will be auto populated on entering **Caste Certificate Number**. Select **Yes** or **No** to confirm the details populated by the application system as shown in the screen below.

Category *

BC_D

Sub-Caste *

SubCast bcd

Caste Certificate Number

~~000014609304604~~



Caste Certificate Details *	
Candidate Name	: DONERUDI SANGA BHAVANI
Father Name	: BITTARAH
Category	: RAJASTHANI (BCA)
Confirm Your Caste Certificate Details	: <input checked="" type="radio"/> Yes <input type="radio"/> No

If the candidate's **Caste Certificate Details** are not auto populated on entering the Caste **Certificate Number**, the candidate should enter the **Caste Certificate Number** manually and proceed.

Note: EWS option in the application will be visible only if the candidate belongs to the OC category.

Eligible for **EWS (Economically Weaker Sections)**: Click on Yes if you are eligible for EWS and have a valid EWS certificate issued by Tahsildar. After clicking on 'Yes' you have to enter the EWS certificate number.

Special Reservation Category: Reservations are provided for candidates with **NCC, CAP, Sports & Games, Bharat Scouts and Guides** categories also.

Select the applicable categories as shown in the screen below.

Special Reservation Category

National Cadet Corps (NCC)

Children of Armed Personnel (CAP)

Sports & Games

Bharat Scouts and Guides

Physically Handicapped:

In case of PH, the medical board certificate issued through SADAREM shall be entered.

Note: If the candidate is Physically Handicapped, select the type of disability and enter Sadarem Number.

PH (Physically Handicapped)

Blindness and Low vision

Deaf and hard hearing

Locomotor disability including cerebral palsy, leprosy cured, dwarfism, acid attack victims and muscular dystrophy

Autism, Intellectual Disability, Specific Learning disability, Mental Illness

Multiple disability, from amongst persons under clauses (a) to (d) including deaf-blindness in the posts identified for each disability

Mandal: Candidates have to Select his/her Mandal Name.

Village: Candidates have to Select his/her Village Name.

If the candidate will select except **ANDHRA PRADESH** state then other text boxes will be enabled instead dropdown lists so that candidate should enter other details of district,mandal and village, the same process will be done on SELECTION of OTHER in Mandal and Village dropdowns.

Flat No. / House No. / Street / Locality (Or) C/O: Candidate should enter his/her Flat No or House No or Street or Locality or C/O.

Pin Code: Candidate should enter his/her State Pin Code Number.

Mobile Number: Mobile Number will be auto populated as it is provided in Fee Payment (Step-1)

Alternate Mobile Number and Telephone Number: Candidate should enter his/her Alternate Mobile Number and Telephone Number.

Email Id: Email Id will be auto populated as it is provided in Fee Payment (Step-1).

Note: Select **Permanent Address** check box if the present address is your **Permanent Address**

Qualifying Examination:

Select the appropriate type of **Qualifying examination Diploma /Degree** and also select the name of course studied at Diploma / Degree level.

Note: Please refer to the **Instruction booklet for qualifying examination Diploma /Degree present in the AP ECET-2025 website.**

Enter the **Hall Ticket Number** of the qualifying examination (Diploma / Degree as applicable) and the year of passing the qualifying examination / appearing for the final year of qualifying examination.

Medium of Instruction at Qualifying Exam: Enter the medium of instruction at the qualifying examination (diploma or degree as applicable).

The screenshot shows a form titled "Qualifying Examination" with the following fields and options:

- Type of the Exam ***: Radio buttons for Diploma and BSC (MATHEMATICS).
- Course Studied at Diploma / Degree Level ***: A dropdown menu showing "CME - COMPUTER ENGINEERING".
- Hall Ticket No of the Qualifying Examination ***: A text input field containing "1234567890".
- Year of App. / Passing the Qualifying Exam ***: A dropdown menu showing "2022".
- Medium of Instruction at Qualifying Exam ***: Radio buttons for English, Telugu, Urdu, and Others.

SSC or Equivalent (10th Class): Candidate should select Urban or Rural location where he pursued his 10th class study, Enter the SSC (10th class) or Equivalent Hall Ticket No, Month of Passing and Year of Passing.

On entering SSC Hall Ticket No, Month of Passing & Year of passing, Candidate details will be populated, if not Candidate should enter manually.

If SSC details populated Select Yes or No to confirm the details populated by the application system as shown in the screen below.

Intermediate or Equivalent (10+2): Candidate should select Urban or Rural location where he pursued his 10+2 classes of study. Enter the Intermediate / 10+2 or Equivalent Hall Ticket No. Month of Passing and Year of Passing [if applicable] .

Class	Place / Village	School Name / Institute Name	Year Of First Appearance	Year Of Pass
Class - 7	p7	s7	2016	2017
Class - 8	p8	s8	2017	2018
Class - 9	p9	s9	2018	2019
Class - 10	p10	s10	2019	2020
Diploma 1st Year	pd1	sd1	2020	2022
Diploma 2nd Year	pd2	sd2	2022	2023
Diploma 3rd Year	pd3	sd3	2023	2024

Local Area
SVU For local status of students migrated from Telangana to AP, refer home page

Places of Study: The candidate has to select the district name from the drop-down values related to his study for each class . If a candidate has studied in a state other than Andhra Pradesh, then select TELANGANA STATE, OTHER STATES. If studied outside India, select OTHER COUNTRY

Local Area: Based on the places of study during the preceding 7 years of the qualifying examination, the local area is decided. On entering the candidate's places of study, the local area of the candidate is auto populated by the application system i.e., AU, SVU, Other State. However, these credentials will be verified based on the certificates produced at the time of admission.

Details of Common Entrance Test

Selection of ECET Engineering Subject will be populated based on the qualifying examination details entered.

Test Centre Preference:

Candidates are given option to choose minimum five Test Center Preferences choice as shown in the screen below

However, Convener reserves the right to allot candidates to any other center(s) in unavoidable circumstances.

Test Centre Preferences

Preference 1*
ANANTAPUR - Anantapur

Preference 2*
ANNAMAYYA - Rayachoty

Preference 3*
BAPATLA - Chirala

Preference 4*
CHITTOOR - Palamner

Preference 5*
GUNTUR - Guntur

Details of Common Entrance Test:- Exam Paper for Entrance test will be shown based on the selection of "Type of Exam" and "Course Studied at Diploma / Degree level" as shown in the below image.

Photo and Signature:

Details of Common Entrance Test

Choose ECET Exam Paper For Entrance Test *

ECE - ELECTRONICS AND COMMUNICATION ENGINEERING

Test Centre Preferences

Preference 1*
ANANTAPUR - Anantapur

Preference 2*
ANNAMAYYA - Rayachoty

Preference 3*
BAPATLA - Chirala

Preference 4*
CHITTOOR - Palamner

Preference 5*
GUNTUR - Guntur

Photo & Signature *



Photo (<50kb jpg, jpeg)

Choose File No file chosen



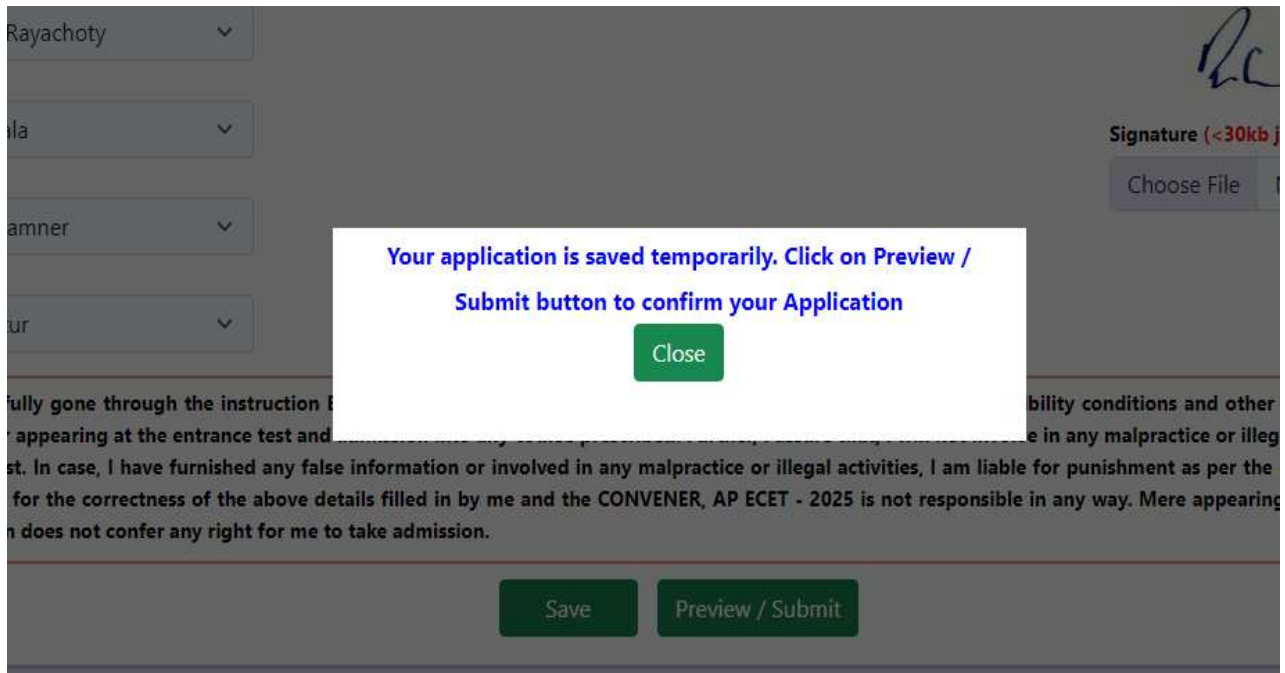
Signature (<30kb jpg, jpeg)

Choose File No file chosen

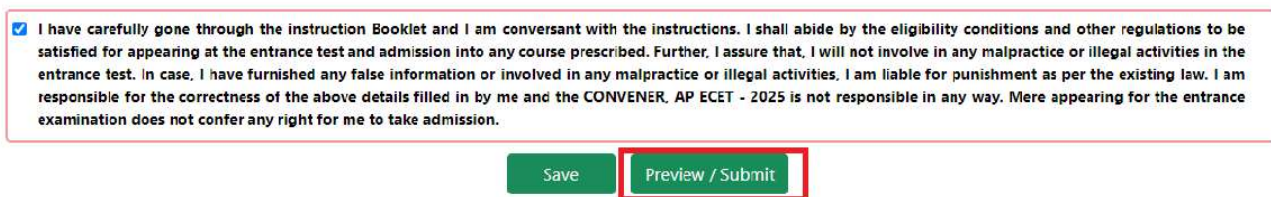
DON'T FORGET to upload your Photograph & Signature. A good quality passport size photograph in .jpg or .jpeg of less than 50Kb and signature signed with a black pen on a white paper shall be scanned and saved as .jpg or .jpeg of less than 30Kb shall be uploaded by clicking on browse button under the photograph and signature panels and selecting the files already kept ready.

Save and Preview/Submit

After finishing ALL the required data and correct particulars, read the declaration at the end of the page and select the check box if you are done with Online Application Form filling. Then, click on save to save the data.



If you are sure of the data entered, you can Preview/submit the online application as shown in the screen below.



Further, the same will be displayed at the bottom of the page. If all the details are completed filling, then the screen will change to the next page after the Submit button is clicked.

Clicking on the Submit button will display the preview page with the details given by the candidate as shown in the screen below with **Modify & Confirm** buttons at the end of the page



Application Preview for AP ECET - 2025

Candidate Details

Candidate's Name * SANDEEP REDDY <small>(As per SSC or Equivalent Records)</small>	Father's Name * FATHER M <small>(As per SSC or Equivalent Records)</small>	Mother's Name * MOTHER M <small>(As per SSC or Equivalent Records)</small>
Date of Birth * (dd/mm/yyyy) 18/08/2000	Gender * MALE	Aadhaar Card Number * 464601764486
APAR ID APR703456454	Ration Card Number RTGN78645545343	

Annual Income of the Parents (Rs.) *

Below Rs 1 Lakh

Income Certificate Number

KC230117044675

Income Certificate Details *	
Candidate Name	DASARI SRILATHA
Father Name / Husband Name	D GOVINDA RAJULU
Valid Date	23/01/2027
Total Income (Rs.)	00000.00
Confirm Your Income Certificate Details	YES

Category *

OC

Sub Caste *

PEDAKANTI REDDY

EWS(Economically Weaker Section) Eligibility

EWS Eligibility: YES

EWS Certificate Number : 7845612313130315623

Special Reservation Category

National Cadet Corps (NCC) : NO

Children of Armed Personnel (CAP) : YES

Sports & Games : NO

Bharat Scouts and Guides : NO

PH (Physically Handicapped)

Blindness and Low vision : NO

Deaf and hard hearing : YES

Locomotor disability including cerebral palsy, leprosy cured, dwarfism, acid attack victims and muscular dystrophy : NO

Autism, Intellectual Disability, Specific Learning disability, Mental illness : NO

Multiple disability, from amongst persons under clauses (a) to (d) including deaf-blindness in the posts identified for each disability : NO

Do You Require Scribe? :

NO

Sadarem Number (17 Digits)

01001340190112029

Minority / Non-Minority *

MINORITY

Minority *

Christian

Present Address

State * ANDHRA PRADESH	District * ANAKAPALLI	Mandal * MUNAGAPAKA
Village * NAGULAPALLE	Flat No. / House No. / Street / Locality (or) C/O * 6-102/3, NEAR GOVT HOSPITAL ROAD, KORUKONDA, KORUKONDA, EAST GODAVARI, ANDHRA PRADESH, INDIA 508215	Pin Code * 508210
Mobile Number * 9542815366	Alternate Mobile Number 7794944759	Telephone Number (Landline)
E-Mail id * SANDEER.NAGIREDDY@APTONLINE.IN		

Permanent Address

State * ARUNACHAL PRADESH	District * OD	Mandal * OM
Village * OV	Flat No. / House No. / Street / Locality (or) C/O * SDGFSDDGSDGFSO	Pin Code * 251212

Qualifying Examination

Type of the Exam * DIPLOMA	Course Studied at Diploma / Degree Level * ELECTRONICS AND COMMUNICATION ENGINEERING
	Roll Ticket No of the Qualifying Examination * 3709
	Year of App. / Passing the Qualifying Exam * 2022
	Medium of Instruction at Qualifying Exam * English

SSC or Equivalent (10th Class) *

URBAN	SSC Hall Ticket No * 1315116616	Month or Passing * March	Year of Passing * 2013
--------------	-------------------------------------------	------------------------------------	----------------------------------

Place of Study

Class - 7 *	Place / Village *	School Name / Institute Name *	Year Of First Appearance *	Year Of Pass *
Anakapalli	PLACE C7 A	SCHOOL NAME C7 A	2008	2009
Class - 8 *	Place / Village *	School Name / Institute Name *	Year Of First Appearance *	Year Of Pass *
Bapatla	PLACE C8 E	SCHOOL NAME C8 E	2009	2010
Class - 9 *	Place / Village *	School Name / Institute Name *	Year Of First Appearance *	Year Of Pass *
East Godavari	PLACE C9 K	SCHOOL NAME C9 K	2010	2011
Class - 10 *	Place / Village *	School Name / Institute Name *	Year Of First Appearance *	Year Of Pass *
Guntur	PLACE C10 C	SCHOOL NAME C10 C	2011	2012
Diploma 1st Year *	Place / Village *	School Name / Institute Name *	Year Of First Appearance *	Year Of Pass *
Kakinada	PLACE D1 C	SCHOOL NAME D1 C	2012	2013
Diploma 2nd Year *	Place / Village *	School Name / Institute Name *	Year Of First Appearance *	Year Of Pass *
Kurumoli	PLACE D2 K	SCHOOL NAME D2 K	2013	2014
Diploma 3rd Year *	Place / Village *	School Name / Institute Name *	Year Of First Appearance *	Year Of Pass *
OTHER STATE	PLACE D3 V	SCHOOL NAME D3 V	2014	2015

A click on the Modify button enables the candidate to re-inspect the entire application to correct any errors or mistakes in the saved application.

Confirm/Freeze: Click on Confirm/Freeze button for submitting the application.

Local Area *

OTHER STATE

For local status of students migrated from Telangana to AP, refer home page

Details of Common Entrance Test

Choose ECET Exam Paper For Entrance Test *

ECE - ELECTRONICS AND COMMUNICATION ENGINEERING

Test Centre Preferences *

Preference 1 : ANANTAPUR - Anantapur

Preference 2 : ANNAMAYYA - Rayachoty

Preference 3 : BAPATLA - Chirala

Preference 4 : CHITTOOR - Palamner

Preference 5 : GUNTUR - Guntur

Photo & Signature *



I have carefully gone through the instruction Booklet and I am conversant with the instructions. I shall abide by the eligibility conditions and other regulations to be satisfied for appearing at the entrance test and admission into any course prescribed. Further, I assure that, I will not involve in any malpractice or illegal activities in the entrance test. In case, I have furnished any false information or involved in any malpractice or illegal activities, I am liable for punishment as per the existing law. I am responsible for the correctness of the above details filled in by me and the CONVENER, AP ECET - 2025 is not responsible in any way. Mere appearing for the entrance examination does not confer any right for me to take admission.

Modify

Confirm / Freeze

Activate Windows








Clicking on the **Confirm/Freeze** button, candidates can view a pop up alert as **“Your application is submitted successfully. Please note your Application Number for further reference”**. Candidates can take print applications by clicking on the Print **Application** button which is useful for further correspondence.

The screenshot shows a white pop-up alert box centered on a dark grey background. The alert text reads: "Your AP ECET - 2025 Application Confirmed Successfully. Please note your Registration number for future correspondence". Below the text, the registration number "45100001423" is displayed in red. At the bottom of the alert box is a green button with the text "Print Application".

“Your application was submitted successfully. Please note your Registration Number for further reference”.

Candidates can take print out of the application by clicking on the Print Application button which is useful for further correspondence.

Save the **“Filled in Online Application Form”** and take a print out of the **“Filled in Online Application Form”** and should be submitted in the test center. Use the Registration number for future reference.

 AP ECET - 2025 Engineering Common Entrance Test (Conducted by JNTU Anantapur on behalf of APSCH)			
1. ECET Exam Paper For Entrance Test # : ECE - ELECTRONICS AND COMMUNICATION ENGINEERING			
2. (a) Qualifying Examination# : DIPLOMA (b) Qualifying Exam Hall Ticket No # : 3769 (c) Year of App./Passing the Qualifying Exam : 2022 (d) Medium of Instruction at Qualifying Exam : English (e) Place of Study - Intermediate or Equivalent : URBAN		Preserve the Registration Number for all future correspondence. REGISTRATION NO. : 45100001423 	
3. (a) Candidate's Name # : SANDEEP REDDY (b) Father's Name # : FATHER.M (c) Mother's Name : MOTHER.M (d) Date of Birth (as per SSC or Equivalent) # : 18/08/2000 (e) Gender : MALE			
4. (a) Category : OC(EWS) (b) Sub-Caste : PEDAKANTI REDDY 5. Local Area : OTHER STATE			
6. (a) Non-Minority / Minority : MINORITY (b) Minority Category : Christian			
7. Annual Income of the Parents (Rs.) : Below Rs 1 Lakh			
8. (a) Study Details			
Class - 7	Anakapalli	Class - 8	Bapatla
Class - 9	East Godavari	Class - 10	Guntur
Diploma 1st Year	Kakinada	Diploma 2nd Year	Kurnool
Diploma 3rd Year	OTHER STATE		
(b) Place of Study - SSC or Equivalent : URBAN (c) SSC Hall Ticket Number & Year of Passing : 1315118616, March - 2013 (d) Inter Hall Ticket Number & Year of Passing : N.A			
9. (a) Address for Correspondence 6-102/3, NEAR GOVT HOSPITAL ROAD, KORUKONDA, KORUKONDA, EAST GODAVARI, ANDHRA PRADESH, INDIA 508218, Nagulapalle, Munagapalla, Anakapalli, ANDHRA PRADESH, 508218			
(b) Contact Telephone Number (Mobile) : 9542815366 (d) Aadhar Card number : 464401764486		(c) E-Mail Id : SANDEEPNAGIREDDY@APTONLINE.IN	
10. Test Centre Preferences			
Preference - 1	Preference - 2	Preference - 3	
ANANTAPUR - Anantapur	ANNAMAYYA - Rayachoty	BAPATLA - Chirala	
Preference - 4	Preference - 5		
CHITTOOR - Palamra	GUNTUR - Guntur		
11. (a) Fee particulars - Payment through : ONLINE (b) Payment Reference Id. : P45100003644		(c) Amount (in Rs.) : 617.70	
* - These Fields CANNOT be edited by candidate, but written request can be made to the CONVENER or Regional Coordinator of AP ECET - 2025 or email to helpdesk@apsche.org Remaining fields can be edited by the candidate during the permitted period. For any details contact at 98554-232623 (O).			
Declaration : 1) I have carefully gone through the instruction booklet and I am conversant with the instructions. I shall abide by the eligibility conditions and other regulations to be satisfied for appearing at the entrance test and admission into any course prescribed. Further, I assure that, I will not involve in any malpractise or illegal activities in the entrance test. In case, I have furnished any false information or involved in any malpractise or illegal activities, I am liable for punishment as per the existing law. 2) I am responsible for the corrections of the above details filling by me and the CONVENER AP ECET - 2025 is not responsible in anyway.			
Date : 10/03/2025 12:31 PM			
SIGNATURE and LEFT HAND THUMB impression of the candidate to be done in the presence of the Invigilator on the day of Examination in the Examination Hall			
Affix a recent color photograph (3.5 cmX3.5 cm) and get attested by a Gazetted Officer or the Principal of the College where studied (Well in advance BEFORE EXAMINATION)	SIGNATURE OF THE CANDIDATE in the presence of the Invigilator		Left Thumb Impression 
Note : 1) ALL the candidates have to submit this form in the Examination Hall to the Invigilator. 2) Candidates are not allowed into the Examination Hall even if they are LATE BY A MINUTE. 3) This is computer Generated sheet and does not require the signature of the CONVENER, AP ECET - 2025			

Print

Step 4: Print Application Form (Only after Submitting Application Form): The candidate can print the submitted application through this option.

The screenshot shows the AP ECET - 2025 website home page. The header includes the JNTU Anantapur logo, the text "AP ECET - 2025 Engineering Common Entrance Test (Conducted by JNTU Anantapur on behalf of APSCHE)", and the APSCHE logo. A navigation menu contains links for Home, About Us, Eligibility, Registration Fee Details, Session Wise Streams, Syllabus, Important Dates, Detailed Notification, Corrections, Mock Test, User Guide, and Contact Us. The main content area is divided into two sections: "Information" and "Instruction Booklet & Syllabus". The "Information" section lists several merit lists and student status options. The "Instruction Booklet & Syllabus" section displays four steps in a grid: Step 1 (Eligibility Criteria And Fee Payment), Step 2 (Know Your Payment Status), Step 3 (Fill Application (Only After Fee Payment)), and Step 4 (Print Application Form (Only After Submitting Application Form)). Step 4 is highlighted with a red arrow and a red box, indicating it is the current step. A warning icon is present in the bottom right corner of the grid.

After clicking on the Print Application Form link from the Application tab of AP ECET-2025 Home page, the Print Application Form for APECET-2025 page will be displayed then enter all the mandatory details and click on **Get Application Details** button as shown in the screen below.

The screenshot shows the "Print Application Form for AP ECET - 2025" page. The header is identical to the previous screenshot. The main content area is a form with the following fields:

Payment Reference ID *	Registration Number *	Diploma / BSC HallTicket No *
<input type="text" value="P45100003644"/>	<input type="text" value="45100001423"/>	<input type="text" value="3769"/>
Mobile Number *	Date of Birth * (dd/mm/yyyy)	
<input type="text" value="9542815366"/>	<input type="text" value="18/08/2000"/>	

Below the form is a green button labeled "Get Print Application" with a red border.

After entering all the mandatory details and clicking on the Get Application Details button, the print copy of the AP ECET -2025 will be displayed for printing as shown in the screen below.



AP ECET - 2025
Engineering Common Entrance Test
(Conducted by JNTU Anantapur on behalf of APSCH)



1. ECET Exam Paper For Entrance Test # : ECE - ELECTRONICS AND COMMUNICATION ENGINEERING

2. (a) Qualifying Examination# : DIPLOMA
 (b) Qualifying Exam Hall Ticket No # : 3769
 (c) Year of App./Passing the Qualifying Exam : 2022
 (d) Medium of Instruction at Qualifying Exam : English
 (e) Place of Study - Intermediate or Equivalent : URBAN

3. (a) Candidate's Name # : SANDEEP REDDY
 (b) Father's Name # : FATHER M
 (c) Mother's Name : MOTHER M
 (d) Date of Birth (as per SSC or Equivalent) # : 18/08/2000
 (e) Gender : MALE

4. (a) Category : OC(EWS)
 (b) Sub-Caste : PEDAKANTI REDDY
 (c) Local Area : OTHER STATE

5. (a) Non-Minority / Minority : MINORITY
 (b) Minority Category : Christian

6. (a) Annual Income of the Parents (Rs.) : Below Rs 1 Lakh

7. (a) Study Details

Class - 7	Anakapalli	Class - 8	Bapatla
Class - 9	East Godavari	Class - 10	Guntur
Diploma 1st Year	Kakinada	Diploma 2nd Year	Kurnoor
Diploma 3rd Year	OTHER STATE		

(b) Place of Study - SSC or Equivalent : URBAN
 (c) SSC Hall Ticket Number & Year of Passing : 1315118616, March - 2013
 (c) Inter Hall Ticket Number & Year of Passing : N.A

9. (a) Address for Correspondence : 6-102/3, NEAR GOVT HOSPITAL ROAD, KORUKONDA, KORUKONDA, EAST GODAVARI, ANDHRA PRADESH, INDIA 508218, Nagulapalle, Munagapaka, Anakapalli, ANDHRA PRADESH, 508218

(b) Contact Telephone Number (Mobile) : 9542815366 (c) E-Mail Id : SANDEEPNAGIREDDY@APTONLINE.IN
 (d) Aadhar Card number : 464401764486

10. Test Centre Preferences

Preference - 1	Preference - 2	Preference - 3
ANANTAPUR - Anantapur	ANNAMAYYA - Rayachoty	BAPATLA - Chirala
Preference - 4	Preference - 5	
CHITTOOR - Palamuru	GUNTUR - Guntur	

11. (a) Fee particulars - Payment through : ONLINE (c) Amount (in Rs.) : 617.70
 (b) Payment Reference Id. : P45100003644

* - These Fields CANNOT be edited by candidate, but written request can be made to the CONVENER or Regional Coordinator of AP ECET - 2025 or email to helpdeskapcet@apsche.org. Remaining fields can be edited by the candidate during the permitted period. For any details contact at 08554-232622 (O).

Declaration : 1) I have carefully gone through the instruction booklet and I am conversant with the instructions. I shall abide by the eligibility conditions and other regulations to be satisfied for appearing at the entrance test and admission into any course prescribed. Further, I assure that, I will not involve in any malpractice or illegal activities in the entrance test. In case, I have furnished any false information or involved in any malpractice or illegal activities, I am liable for punishment as per the existing law.
 2) I am responsible for the corrections of the above details filling by me and the CONVENER AP ECET - 2025 is not responsible in anyway.

Date : 10/03/2025 12:31 PM

SIGNATURE and LEFT HAND THUMB impression of the candidate to be done in the presence of the Invigilator on the day of Examination in the Examination Hall

Affix a recent color photograph (3.5 cmX3.5 cm) and get attested by a Gazetted Officer or the Principal of the College where studied (Well in advance BEFORE EXAMINATION)	SIGNATURE OF THE CANDIDATE in the presence of the Invigilator	Left Thumb Impression

Note : 1) ALL the candidates have to submit this form in the Examination Hall to the Invigilator.
 2) Candidates are not allowed into the Examination Hall even if they are LATE BY A MINUTE.
 3) This is computer Generated sheet and does not require the signature of the CONVENER, AP ECET - 2025

Preserve the Registration Number for all future correspondence
REGISTRATION NO. : 45100001423




S. Sandeep Reddy



Print