

## [USER GUIDE TO FILL THE ONLINE APPLICATION FOR](#)

### [AP EAPCET-2025](#)

[URL: https://cets.apsche.ap.gov.in/EAPCET](https://cets.apsche.ap.gov.in/EAPCET)

The candidates are required to be ready with the **following mandatory / optional details** to fill in the appropriate fields before filling the Online Application Form:

#### [The Mandatory / Optional details are as follows:](#)

<b>S.NO</b>	<b>Details Required</b>	<b>Document to be Referred</b>
<b>1</b>	<b>Credit card/Debit card details/Net Banking</b>	Credit Card / Debit Card/Net banking
<b>2</b>	<ul style="list-style-type: none"><li>• <b>Qualifying Examination appeared or passed</b></li><li>• <b>Hall ticket Number of the Qualifying Examination</b></li></ul>	Marks Memo / Hall Ticket Number of Intermediate / 10+2 / equivalent
<b>3</b>	<b>Stream Applied for (E&amp;P), (A&amp;P), or Both (EA&amp;P)</b>	Eligibility Criteria in the AP EAPCET-2025 website
<b>4</b>	<b>Date of Birth</b>	Birth Certificate / SSC or Equivalent Certificate
<b>5</b>	<b>Hall Ticket Number of SSC or Equivalent Examination Certificate</b>	SSC or Equivalent Certificate
<b>6</b>	<b>Income of Parents (Income Up to Rs.1.0 lakh or Up to Rs. 8.0 lakhs)</b>	The Income certificate issued by MRO / Competent Authority
<b>7</b>	<b>Study Details</b>	Study certificates from Class I to Intermediate / 10+2 / Equivalent
<b>8</b>	<b>Category (SC, ST, BC, etc.) and certificate number of the Caste.</b>	The Caste Certificate issued by the MRO/ Competent Authority
<b>9</b>	<b>Special Category (NCC, PH, Sports, CAP, Bharat Scouts and Guides,etc.)</b>	The Certificate issued by Competent Authority
<b>10</b>	<b>Aadhaar Card details</b>	12-digit Aadhaar Card Number

The following system requirements need to be available to comfortably browse EAPCET-2025 official website <https://cets.apsche.ap.gov.in/EAPCET>

### SYSTEM REQUIREMENTS:

For better viewing of AP EAPCET-2025 website and smooth Application submission through ONLINE mode, the candidates are hereby informed that the following computer system requirements are most desirable:

- **Internet Browser:** Internet Explorer 6.0 and above / Mozilla Firefox 3.6 and above
- **Screen Resolution:** 600x800
- **.pdf Reader:** Adobe Acrobat Reader 8.0 and above
- **Disable the pop-up blocks and uninstall all the Script blockers.**

### EAPCET 2025 - FEE PAYMENT AND ONLINE APPLICATION FORM FILLING FLOWCHART

VISIT <http://cets.apsche.ap.gov.in/EAPCET>

The following EAPCET-2025 Home Page will be displayed as shown in the screen below.

The screenshot displays the AP EAPCET - 2025 website home page. At the top, the header includes the APSCHE logo, the text "AP EAPCET - 2025 Engineering, Agriculture and Pharmacy Common Entrance Test (Conducted by Jawaharlal Nehru Technological University, KAKINADA on behalf of APSCH)", and the APSCH logo. Below the header is a navigation menu with links: Home, About Us, Courses, Syllabus, Important Dates, Notification, User Guide, Corrections, Mock Test, CBT FAQ's, and Contact Us.

The main content area is divided into several sections:

- Information:** A sidebar menu with links to Important Instructions, NCC Merit List, CAP Merit List, Sports & Games Merit List, Bharath Scouts & Guides G.O., List of Sports & Games, and Local status of students migrated from Telangana to AP.
- Instruction Booklets & Syllabus:** A section for downloading materials.
- Application Process Flowchart:** A five-step process:
  - Step - 1:** Eligibility Criteria And Fee Payment
  - Step - 2:** Know Your Payment Status
  - Step - 3:** Fill Application (Only After Fee Payment)
  - Step - 4:** Know Your Application Status
  - Step - 5:** Print Application Form (Only After Submitting Application Form)
- User Manual:** A button labeled "CLICK HERE" next to a "USER MANUAL" graphic.
- Contact Info:** A section providing the address (Ground Floor Administrative Building, Jawaharlal Nehru Technological University Kakinada) and phone numbers (0884-2359599, 0884-2342499).

An "Activate Windows" watermark is visible in the bottom right corner of the screenshot.

There are 5 **Steps** in filling the EAPCET 2025 online application Home Page.

**Step-1: Eligibility Criteria & Fee Payment:** Candidate can make Online Fee Payment through this option.

**Step-2: Know Your Payment Status:** Candidate can check Success/Failure status of Fee Payment

**Step-3: Fill Application (Only after Fee Payment):** After fee payment either by Debit/Credit/Net Banking modes, candidate should fill in the Application through this option.

**Step-4: Know Your Application Status:** After application form submission, candidates can check the Registration Number.

**Step-5: Print Application Form (Only After Submitting Application Form):** After application form submission, candidate can print the submitted form.

**Step 1 Eligibility Criteria & Fee Payment:** Click on **Eligibility Criteria & Fee Payment** tab as shown in the screen below.



After clicking on **Eligibility Criteria & Fee Payment** Tab, a fee payment webpage will be displayed as shown in the screen below.



# AP EAPCET - 2025

Engineering, Agriculture and Pharmacy Common Entrance Test  
(Conducted by Jawahar Education Technological University, KAMTHAKA on behalf of APSCHE)



[Home](#) [About Us](#) [Contact](#) [Syllabus](#) [Important Dates](#) [Notification](#) [User Guide](#) [Cancellation](#) [Mock Test](#) [JEE FAQs](#) [Contact Us](#)

## Fee Payment for AP EAPCET - 2025

**Note** : Students are permitted to Register with 10 year age group for the examination. However, The age requirements for Counseling and Admissions is as follows

**Engineering** : Candidates should have completed 16 years of age as on 31st December of the year of admission (2025). There is an upper age limit.

**Agriculture** : Candidates should have completed 17 years of age as on 31st December of the year of admission (2025) and an upper age limit of 21 years for all the candidates and 25 years in respect of SC/ST candidates as on 31st December of the year of admission (2025).

**Pharmacy** : Candidates should have completed 16 years of age as on 31st December of the year of admission(2025). There is no upper age limit.

For detailed instructions please refer [Instruction Booklets](#)

Qualifying Exam Hall/Ticket Number \* :

Enter Qualifying Exam Hall/Ticket Number

**Note** : Please Enter appropriate Qual Exm Hall/Ticket No.

Candidate's Name \* :

Enter Candidate's Name

Date of Birth \* (As per SSC or Equivalent) :

Enter Date of Birth (dd/mm/yyyy)

Mobile Number \* :

Enter Mobile Number

Mobile Number Mentioned Above is My \* :

Self  Father  Mother  Relative

Alternate Mobile Number :

Enter Alternate Mobile Number

E-Mail ID \* :

Enter E-Mail ID

Stream \* :

Engineering & Pharmacy  
 Agriculture , Pharmacy  
 Both (Engineering , Agriculture , Pharmacy )

Category \* :

OC  BC, A  BC, B  BC, C  BC, D  BC, E  SC  ST

Sub-Category \* :

Enter Sub-Category

Payment Option (Convenience charges as applicable) \* :

Any/None

I have carefully read the eligibility criteria and found eligible. In the event I am found not eligible at any stage of the admission process, my admission stands cancelled.

[Proceed To Pay](#)

**NOTE** : In case your account is debited but the website gets disconnected before payment receipt generation, kindly compulsorily check your Payment Status using [Show Your Payment Status](#) option by providing your details. If you get message "Payment Details Not Found" , candidate is requested to go for a fresh payment and the amount for the failure transaction will be refunded to their related bank account in 7 to 10 working days.

Fill in **ALL** the mandatory details given in the above web page. The details are **Qualifying Examination Hall Ticket No., Candidate's Name (will be populated automatically by the system on entering Hall Ticket Number), Date of Birth, Mobile Number, Mobile No Mentioned above is My: Alternate Mobile No, E-Mail ID, Stream, Category, Sub-Caste, Payment Options, Fee Amount.**

(Fee amount will be populated automatically based on the stream/category/payment mode selected by the candidate with convenience charges).

**AP EAPCET Application Form 2025 Fee:**

Stream	OC	BC	SC/ST
Engineering	Rs 600	Rs 550	Rs 500
Agriculture & Pharmacy	Rs 600	Rs 550	Rs 500
Both Engineering, Agriculture & Pharmacy	Rs 1200	Rs 1100	Rs 1000

**PAYMENT BY NETBANKING / CREDIT / DEBIT CARD MODE: Registration fee can be paid through Net Banking or Credit Card or Debit Card.**

Candidates need to fill all the mandatory fields and Click on the “**Proceed To Pay**” button. And, after clicking on the **Proceed To Pay** button, the control will lead you to the **Modal PopUp Preview** as shown in the screen below.

**Confirm below Payment Details**

**Qualifying Exam HallTicket Number** : 7818  
**Candidate's Name** : SANDEEP  
**Date of Birth(as per SSC or Equivalent)** : 18/08/2000  
**Mobile Number** : 9014441659  
**Mobile Number Mentioned Above Is My** : Self  
**Alternate Mobile Number** :  
**E-Mail ID** : SANDEEP.NAGIREDDY@APTONLINE.IN  
**Stream** : Both (Engineering , Agriculture , Pharmacy )  
**Category** : BC\_A  
**Sub-Caste** : PURAGIRI KSHATRIYA  
**Payment Option** : PAYTM NB  
**Fee Amount** : Rs. 1100.00/-

Confirm

Cancel

After clicking on the **Confirm** button, the control will lead you to the **BANK PAYMENT GATEWAY** as shown in the screen below.

Reference No : EBSPA1503EA7641B2  
Amount : 567.71

APTONLINE LIMITED

Cards

Pay using

For Maestro cards, please enter Expiry Date and CVV no. if available or else ignore and proceed.

Card number : \*

Card holder name :

Expiry date :

CVV number :

**PAY NOW**  
Cancel

Verified by VISA, MasterCard SecureCode, Powered by WORLDLINE

Your transaction is processed through a secure 2048 bit https internet connection based on secure socket layer technology. For security purposes, your following details have been logged.  
IP address 182.78.33.220 and access time Fri Mar 15 12:19:35 IST 2024.

The confirmation of successful payment of Registration Fee is shown with the “**Your Payment done successful**” item in the below web page as **Payment Status** along with “**Payment Id**”. (**Note: Preserve both the IDs for future correspondence**). Click on the button “**Proceed to Fill Application**” and you will be taken to the next screen.

AP EAPCET - 2025  
Engineering, Agriculture and Pharmacy Common Entrance Test  
(Conducted by Jawaharlal Nehru Technological University, KAKINADA on behalf of APSCHE)

Home About Us Courses Syllabus Important Dates Notification User Guide Corrections Mock Test CBT FAQ's Contact Us

Payment Success for AP EAPCET - 2025

**Your Payment done Successfully**

Payment ID	: P151000068B9
Candidate's Name	: SANDEEP
Qualifying Examination Hall Ticket No	: 7818
Payment Reference Number	: PTM0803E394A27C2
Mobile Number	: 9014441659
Total Amount	: 1117.70

**Note** : Please note the above mentioned Payment ID for all your future correspondence

**Proceed to Fill Application**

Activate Windows

Candidate has two options either to proceed to fill in the application immediately or at a later date [\*\* Refer to last dates]. Click on “**Proceed to Fill Application**” to fill the application immediately and you will be taken to the Application screen as described in step 3.

If you choose another day to fill the application, simply close the window and in such case, you need to start from step3.

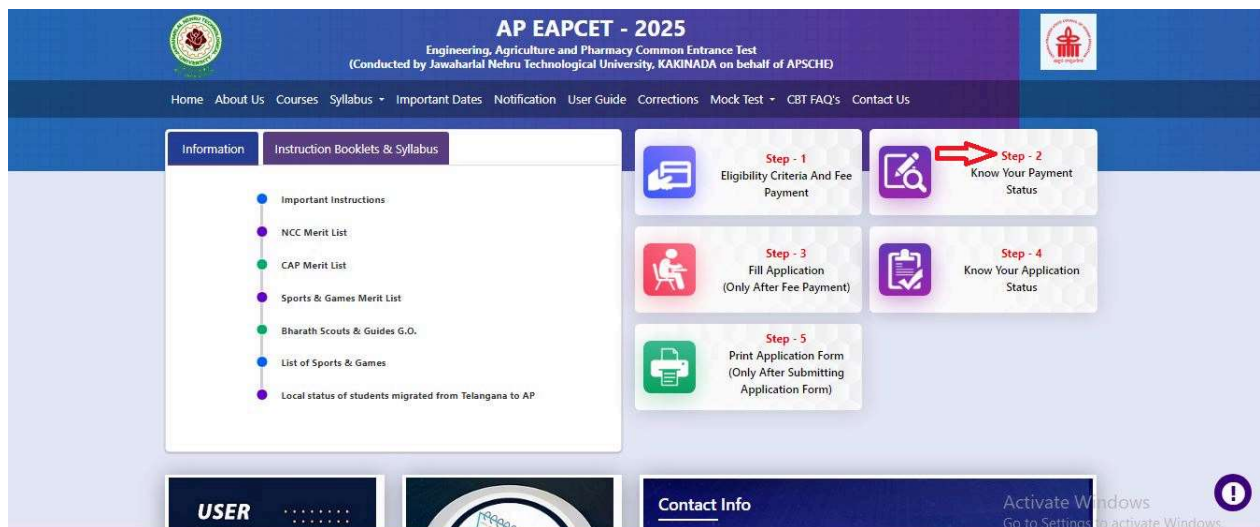
In a rare case, if the amount is deducted from your account and Payment ID is not displayed, wait for a few hours and check your payment status as described in step 2.

Otherwise pay the registration fee again as in step 1 on the next day. The amount deducted from your account made in the first attempt will be refunded or rolled back into your account.

## Step 2 : Know Your Payment Status :

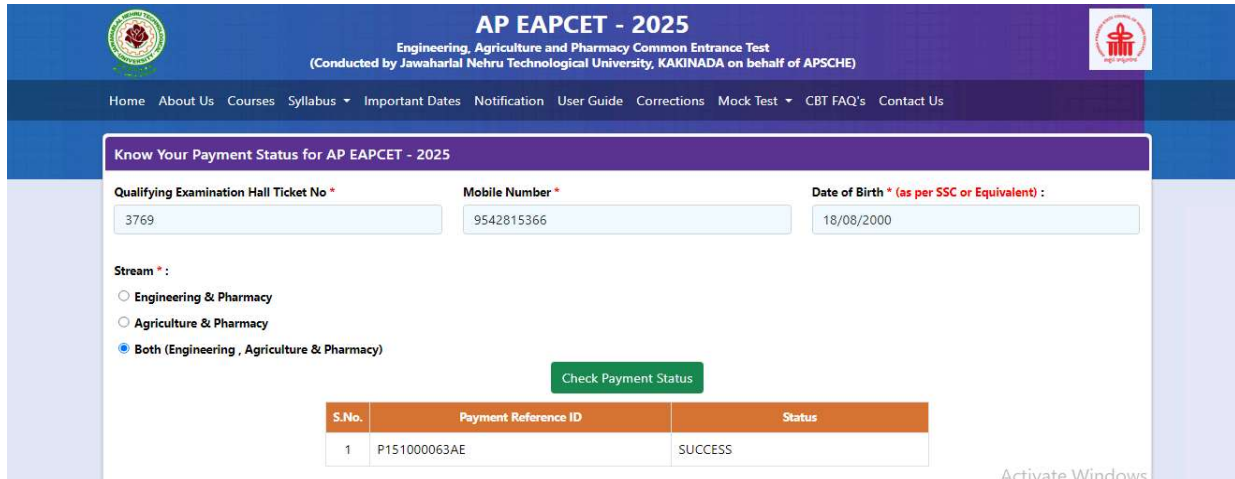
The candidate can also check the status of payment made through this option.

Click on **Know Your Payment Status** tab for checking the status of the payment as shown in the below screen.



After clicking on **Know Your Payment Status** Tab, the following page will be displayed. Furnish the same Hall ticket number, Mobile number, Date of Birth and stream as given in step 1 and click on **Check Payment Status** button as shown in the screen below.

**Payment Status** will be displayed by clicking on Check Payment Status button as shown in the screen below



S.No.	Payment Reference ID	Status
1	P151000063AE	SUCCESS

**Step 3 Fill Application (Only after Fee Payment)** : The candidate can start filling the application by selecting the tab “Fill Application (only after fee payment)” as shown in the screen below.



Fill in the details of **Payment ID, Qualifying examination Hall ticket number, Mobile number and Date of birth** and click on **Proceed to fill application**.



Note: Please Enter Intermediate 2nd Year Hall Ticket No



In the application form, the fields marked with '\*' symbols are MANDATORY which cannot be left blank without providing information. The details provided during the Registration Fee payment are frozen and cannot be edited.

The screenshot displays the AP EAPCET 2025 application form. The header includes the AP EAPCET logo and navigation links. The form is divided into several sections:

- Candidate Details:** Includes fields for Candidate Name, Roll Number, Date of Birth, Gender, and Marital Status.
- Annual Income of the Parents (INR):** A section for reporting family income.
- Income Certificate Details:** A table for providing details of the income certificate.
- Special Reservation Category:** A section for selecting the candidate's reservation category.
- Qualifying Examinations:** A section for reporting the candidate's previous educational qualifications.
- SSC or Equivalent (50th Class):** A section for reporting the candidate's 50th class performance.
- Place of Study:** A section for reporting the candidate's current place of study.
- Details of Candidate's Entrance Test:** A section for providing details of the entrance test.
- Photo & Signature:** A section for uploading the candidate's photo and signature.

The form is marked with asterisks (\*) to indicate mandatory fields. The bottom of the form contains a disclaimer and a "Submit" button.

Candidates need to fill in the following details in the application form:

**1.Candidate Details:** If the candidate has qualified / appeared from the Board of Intermediate Education, AP, the data will be automatically populated from the database. Otherwise, the candidate shall furnish the necessary details by entering the details in appropriate fields.

**Candidate Details :**

<b>Candidate's Name *</b> SANDEEP	<b>Father's Name *</b> RAMI	<b>Mother's Name *</b> SAIDAMMA
<small>(as per Board of Intermediate or Equivalent Records)</small>	<small>(as per Board of Intermediate or Equivalent Records)</small>	<small>(as per Board of Intermediate or Equivalent Records)</small>
<b>Date of Birth * (dd/mm/yyyy)</b> 18/08/2000	<b>Gender *</b> <input checked="" type="radio"/> Male <input type="radio"/> Female <input type="radio"/> Transgender	<b>Aadhaar Card Number *</b> 464401764486
<b>APAAR ID</b> 781823261823	<b>Ration Card Number</b> RTGN78182326182	

**Candidate Name:** Name of candidate (as per SSC) as entered in fee payment screen will be displayed here and cannot be modified or edited.

**Father's Name:** The candidate has to enter his / her father's name as per 10th class records in the space provided in CAPITAL LETTERS.

**Mother's Name:** The candidate has to enter his / her mother's name as per 10th class records in the space provided in CAPITAL LETTERS.

**Date of Birth:** Date of Birth (as per SSC) as entered in the fee payment screen will be displayed here and cannot be modified or edited.

**Gender:** Select your Gender among the three options given.

**Aadhaar Card Number/Enrollment No.:** Enter your Aadhaar Card number

**APAAR ID:** Enter the APAAR ID number of the candidate .

**Ration Card Number:** Enter the Ration card number of your family.

**Annual Income of the Parents (in Rs.):** Select any one of the three options provided as given below regarding the "Annual Income of the Parents (Rs.):" A valid income certificate issued by competent authority and its number should be entered.

The screenshot shows the 'Application Form for AP ECEI - 2023' with the following fields and options:

- Payment Reference ID \***: 1243100011036
- Diploma / SSC HallTicket No \***: 1243452300
- Mobile Number \***: 9919623267
- Date of Birth \* (dd/mm/yyyy)**: 18/08/2000
- Candidate's Name \***: SATISH KUMAR
- Father's Name \***: ENTER FATHER'S NAME
- Mother's Name \***: ENTER MOTHER'S NAME
- Date of Birth \* (dd/mm/yyyy)**: 18/08/2000
- Gender \***:  Male  Female  Transgender
- Aadhaar Card Number \***: ENTER Aadhaar Card Number
- Ration Card Number**: ENTER Ration Card Number
- Annual Income of the Parents (Rs.) \***:
  - Below Rs 1 Lakh
  - Above Rs 1 Lakh and Below Rs 2.5 Lakhs
  - Above Rs 2.5 Lakhs and below Rs 8 Lakhs
  - Above Rs 8 Lakhs
- Income Certificate Number**: ENTER Income Certificate Number
- Category \***: B.C.D
- Category Certificate Number**: ENTER Category Certificate Number
- Special Reservation Category**:
  - National Cadet Corps (NCC)
  - Children of Armed Personnel (CAP)
  - Sports & Games
  - Short-Service and Guide
- PH (Physically Handicapped)**:
  - VH (Visually Handicapped)

At the bottom right, there is a link: [Activate Windows. Go to Settings to activate Windows.](#)

**Note:** **Annual Income of the Parents will** be auto populated on entering **Income Certificate Number**. Select **Yes** or **No** to confirm the details populated by the application system as shown in the screen below.

### Annual Income of the Parents (Rs.) \*

Below Rs 1 Lakh     Above Rs 1 Lakh and Below Rs 2.5 Lakhs     Above Rs 2.5 Lakhs and below Rs 8 Lakhs     Above Rs 8 Lakhs

Income Certificate Number

Enter Income Certificate Number

If the candidate's **Annual Income of the Parents** is not auto populated on entering **Income Certificate Number**, candidate should enter the **Income Certificate Number** manually and proceed.

**Caste Category:** Enter the caste certificate number issued by the competent authority case your caste category.

**Note:** **Caste Certificate Details** will be auto populated on entering **Caste Certificate Number**. Select **Yes** or **No** to confirm the details populated by the application system as shown in the screen below.

### Category \*

BC\_D

### Sub-Caste \*

SubCast bcd

Caste Certificate Number

20004569384694



Caste Certificate Details *	
Candidate Name	: <del>DOMPUBTSANGA BHAVANI</del>
Father Name	: <del>BITTANAH</del>
Category	: <del>RAMIA (BCA)</del>
Confirm Your Caste Certificate Details	: <input checked="" type="radio"/> Yes <input type="radio"/> No

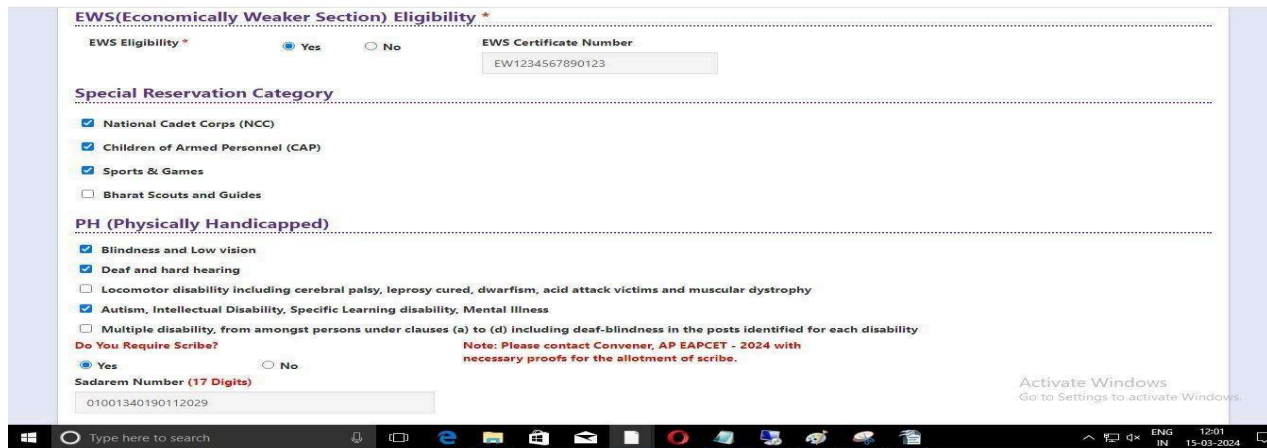
If the candidate's **Caste Certificate Details** are not auto populated on entering **Caste Certificate Number**, the candidate should enter the **Caste Certificate Number** manually and proceed.

**Note:** **EWS option in the application will be visible only if the candidate belongs to the OC category.**

Eligible for **EWS (Economically Weaker Sections)**: Click on Yes if you are eligible for EWS and have a valid EWS certificate issued by Tahsildar. After clicking on 'Yes' you have to enter the EWS certificate number.

**Special Reservation Category:** Reservations are provided for candidates with **NCC, CAP, Sports & Games, Bharat Scouts and Guides** categories also.

Select the applicable categories for which supportive certificates are available



**EWS(Economically Weaker Section) Eligibility \***

EWS Eligibility  Yes  No EWS Certificate Number  
EW1234567890123

**Special Reservation Category**

National Cadet Corps (NCC)  
 Children of Armed Personnel (CAP)  
 Sports & Games  
 Bharat Scouts and Guides

**PH (Physically Handicapped)**

Blindness and Low vision  
 Deaf and hard hearing  
 Locomotor disability including cerebral palsy, leprosy cured, dwarfism, acid attack victims and muscular dystrophy  
 Autism, Intellectual Disability, Specific Learning disability, Mental illness  
 Multiple disability, from amongst persons under clauses (a) to (d) including deaf-blindness in the posts identified for each disability

Do You Require Scribe?  
 Yes  No

Sadarem Number (17 Digits)  
01001340190112029

Note: Please contact Convener, AP EAPCET - 2024 with necessary proofs for the allotment of scribe.

Activate Windows  
Go to Settings to activate Windows.

### Physically Handicapped:

In case of PH, the medical board certificate issued through SADAREM shall be entered.



Do You Require Scribe?  
 Yes  No

Sadarem Number (17 Digits)  
01001340190112026

Sadarem Certificate Details	
Candidate Name	: KUMARI TEPPALA BHAGYALAXMI
PH Category	: VISUAL IMPAIRMENT
Percentage	: 40.00
Confirm Your Sadarem Details	: <input checked="" type="radio"/> Yes <input type="radio"/> No

**Sadarem Certificate Details** will be auto populated on entering **Sadarem Number**. Select **Yes** or **No** to confirm the details populated by the application system as shown in the screen below.

If the candidate's Sadarem Certificate Details are not auto populated on entering Sadarem Number, candidate should enter the Sadarem Number manually.

**Minority/ Non-Minority:** If the candidate belongs to any of the minority communities such as Muslim, Christian, Buddhist, Sikh, Jain, Zoroastrian or Other minority, click on the Minority button and select the applicable minority. Otherwise, if the candidate does not belong to a Minority community, then the non-Minority option has to be clicked.

**Minority / Non-Minority \***

Non-Minority  Minority

**Minority \***

Muslim  Christian  Buddhist  Sikh  Jain  Zoroastrian  Other Minority

**Present Address**

State \*  District \*  Mandal \*  Village \*

Flat No. / House No. / Street / Locality (or) C/O \*  Pin Code \*

Mobile Number \*  Alternate Mobile Number  Telephone Number (Landline)  E-Mail Id \*

**Permanent Address**  Permanent Address Same as Present Address

State \*  District \*  Mandal \*  Village \*

Flat No. / House No. / Street / Locality (or) C/O \*  Pin Code \*

**1. Address:** Candidate should enter his/her Present/Permanent address with the following fields like State, District, Mandal, Village , Flat No./ House No./ Street / Locality or C/O , Pin code Mobile Number, Alternate Mobile Number & Email ID as shown in the screen above.

**State:** Candidates have to Select his/her State Name.

**District:** Candidates have to Select his/her District Name.

**Mandal:** Candidates have to Select his/her Mandal Name.

**Village:** Candidates have to Select his/her Village Name.

If the candidate will select except **ANDHRA PRADESH** state then other text boxes will be enabled instead dropdown lists so that candidate should enter other details of district,mandal and village, the same process will be done on SELECTION of OTHER in District,Mandal and Village dropdowns

**Flat No. / House No. / Street / Locality (Or) C/O:** Candidate should enter his/her Flat No or House No or Street or Locality or C/O.

**Pin Code:** Candidate should enter his/her address Pin Code Number.

**Mobile Number:** Mobile Number will be auto populated as it is provided in Fee Payment (Step-1)

**Alternate Mobile Number and Telephone Number:** Candidate should enter his/her Alternate Mobile Number and Telephone Number.

**Email Id:** Email Id will be auto populated as it is provided in Fee Payment (Step-1).

**Note:** Select **Present Address** check box if the present address is your **Permanent Address**

### 3. Qualifying Examination:

Details should be furnished for the qualifying examinations are shown in the screen below.

## Qualifying Examination

<b>Type of the Exam *</b> <input type="radio"/> INTERMEDIATE (REGULAR) <input checked="" type="radio"/> INTERMEDIATE (VOCATIONAL) <input type="radio"/> DIPLOMA <input type="radio"/> CBSE (10+2) <input type="radio"/> ICSE <input type="radio"/> RGUKT <input type="radio"/> APOSS/TSOSS <input type="radio"/> NIOS <input type="radio"/> OTHERS 10+2 EQUIV.	<b>Major Subjects of the Qualifying Exam *</b> <input checked="" type="radio"/> MPC <input type="radio"/> BiPC <input type="radio"/> MBiPC <input type="radio"/> Vocational
<b>Bridge Course (BIE) Hall Ticket No. (If Intermediate Vocational or wish to appear for both Engineering and Agriculture &amp; Pharmacy Papers in EAPCET)</b> <input type="text" value="78182326"/>	<b>Hall Ticket No. of the Qualifying Examination *</b> <input type="text" value="3769"/>
<b>If Your Appeared/Appearing for JEE-2024/NEET-2024 mention Hall Ticket No.</b> <input type="text" value="781823261823"/>	<b>Year of App. / Passing the Qualifying Exam *</b> <input type="text" value="2018"/>
	<b>10+2 Studied in *</b> <input type="text" value="GOVT JUNIOR COLLEGE"/>
	<b>Medium of Instruction at Qualifying Exam *</b> <input checked="" type="radio"/> English <input type="radio"/> Telugu <input type="radio"/> Urdu <input type="radio"/> Others

i) Select Qualifying Examination, Select Major Subjects of the Qualifying Examination , Qualifying Examination Hall Ticket No will get FROZEN as per the information given before, Select Year of Appearing/Passing Qualifying Exam, Select 10+2 Studied in, Hence, verify whether your Qualifying Examination, Hall Ticket No. and Year of Appearing/Passing are the same.

ii) If the Qualifying Examination is **Intermediate (Vocational)**, the Item is already FROZEN. Don't forget to enter the Vocational Bridge Course Hall Ticket number in the Box provided as it is Mandatory.

However, if an Intermediate (Regular) candidate wishes to appear for BOTH streams, he / she should enter the Additional Subjects / General Bridge Course (AM Stream only) Hall Ticket number in the encircled "Bridge Course (BIE) Hall Ticket No."

**Medium of Instruction at Qualifying Exam:** Candidate should select medium at Qualifying Exam he/she wants as shown.

**SSC or Equivalent (10th Class):** Candidate should select Urban or Rural location, Enter the SSC or Equivalent Hall Ticket No., Month of Passing and Year of Passing.

<b>SSC or Equivalent (10th Class) *</b>	<b>Intermediate or Equivalent (10+2) *</b>
<input checked="" type="radio"/> Urban <input type="radio"/> Rural	<input checked="" type="radio"/> Urban <input type="radio"/> Rural
<b>Hall Ticket No *</b> <input type="text" value="1315118616"/>	
<b>Month of Passing *</b> <input type="text" value="March"/>	
<b>Year of Passing *</b> <input type="text" value="2013"/>	

For example, enter 13534676899783 for SSC or Equivalent (10th Class) Hall Ticket No., March for Month and the Year of Passing is 2011, refer the image shown:

**Intermediate or Equivalent (10+2):** Candidate should select Urban or Rural Radio button

**Qualifying Examination**

Type of the Exam \*

- INTERMEDIATE (REGULAR)
- INTERMEDIATE (VOCATIONAL)
- DIPLOMA
- ICSE (10+2)
- ICSE
- RGUKT
- APOSS/TSOSS
- NIOS
- OTHERS 10+2 EQUIV.

Bridge Course (BIE) Hall Ticket No. (If Intermediate Vocational or wish to appear for both Engineering and Agriculture & Pharmacy Papers in BAPCET)

Enter Bridge Course (BIE) Hall Ticket No.

If Your Appeared/Appearing for JEE-2022/NEET-2022 mention Hall Ticket No.

Enter JEE-2022/NEET-2022 Hall Ticket No.

**Major Subjects of the Qualifying Exam \***

- BIPC
- MBIPC
- Vocational

Hall Ticket No. of the Qualifying Examination \*

1234512345

Year of App. / Passing the Qualifying Exam \*

2022

10+2 Studied in \*

OTHER PRIVATE JUNIOR COLLEGES

Medium of Instruction at Qualifying Exam \*

- English
- Telugu
- Urdu
- Others

**SSC or Equivalent (10th Class) \***

Urban  Rural

Hall Ticket No. \* 1422132349

Month of Passing \* March

Year of Passing \* 2014

**Intermediate or Equivalent (10+2) \***

Urban  Rural

**SSC Education Details**

Sl. No.	Candidate Name	Father Name	Date of Birth	School Name	District
1	MUDE PODDITHA	MUDE BADDU NAIK	14/03/1999	RAJU HIGH SCHOOL(EM & TM), RAYACHOTI	YSR

**Place of Study:** The candidate has to fill in the district details related to his study from Class-6 to Intermediate II year / equivalent in the spaces provided as shown below. However, if a candidate has studied in a state other than Andhra Pradesh, then select TELANGANA STATE, OTHER STATES. If studied outside India, select OTHER COUNTRY.

**Place of Study**

Class *	Place / Village *	School Name / Institute Name *	Year Of First Appearance *	Year Of Pass *	
Class-6 *	TELANGANA STATE	VILLAGE 6	SCL 6	2012	2012
Class-7 *	TELANGANA STATE	VILLAGE 7	SCL 7	2013	2013
Class-8 *	TELANGANA STATE	VILLAGE 8	SCL 8	2014	2014
Class-9 *	TELANGANA STATE	VILLAGE 9	SCL 9	2015	2015
Class-10 *	TELANGANA STATE	VILLAGE 10	SCL 10	2016	2016
Inter 1st year / Equivalent *	TELANGANA STATE	VILLAGE 11	INST 11	2017	2017
Inter 2nd year / Equivalent *	TELANGANA STATE	VILLAGE 12	INST 12	2018	2018

**Local Area \***

OU

For local status of students migrated from Telangana to AP, refer home page

**Local Area:** Based on the places of study during the preceding 7 years of the qualifying examination, local area is decided.

On entering the candidate's places of study, the local area of the candidate is auto populated by the application system i.e., **AU, SVU, Other State**

However, these credentials will be verified based on the certificates produced at the time of admission.

## 2.Details of Common Entrance Test

**Stream/Entrance Exam:** Stream field options available are: (FROZEN)

- Engineering & Pharmacy(EP)
- Agriculture & Pharmacy (AM)
- Both (Engineering and Agriculture & Pharmacy) (E & AP)

The candidates have to make sure that they select the correct Stream before applying, as this item gets FROZEN as per the information given during Registration Fee payment.

The candidates belonging to Intermediate board or any equivalent Qualifying Examination who wish to apply for "BOTH" options, should make sure that they are eligible (as per the guidelines given in the EAPCET- Instruction Booklet) for Engineering and Agriculture & Pharmacy before selecting "Both" options.

However, if an Intermediate (Regular) candidate wishes to appear for BOTH streams, he / she should enter the Additional Subjects / General Bridge Course (AM Stream only) Hall Ticket number in the "Bridge Course (BIE) Hall Ticket No."

**Do You Require Urdu Translator?** YES or NO – Select Yes or No for the requirement of Urdu Translator. Such candidates need to appear at KURNOOL center only.

**Photo and Signature:** If the photo and signature are not auto-populated from the database,

DON'T FORGET to upload your Photograph & Signature, and is FROZEN as shown below:

The screenshot displays the application form interface. On the left, under 'Details of Common Entrance Test', the 'Stream / Entrance Exam' is set to 'Both (Engineering, Agriculture, Pharmacy)'. The 'Do You Require Urdu Translator?' section has 'No' selected. Below this, 'Test Centre Preferences' are listed with five dropdown menus: Preference 1 (ANAKAPALLE - Anakapalle), Preference 2 (ANANTAPUR - Anantapur), Preference 3 (ANNAMAYYA - Rayachoty), Preference 4 (KAKINADA - Kakinada), and Preference 5 (ANANTAPUR - Tadipatri). A disclaimer checkbox is present at the bottom of this section. On the right, the 'Photo & Signature' section shows a placeholder for a photo and a signature, both with 'Choose File' and 'No file chosen' buttons. At the bottom of the form, there are 'Save' and 'Preview / Submit' buttons.

The photograph file should be in the jpg file format and the size should be less than 50 KB.

To upload the Signature, press the button "Select file" and ensure that the Signature's file format should be jpg format and the size has to be less than 30 KB.

**Test Preference:** Candidates are given option to choose Five Test Center preferences of their choice as shown in the screen below



### Details of Common Entrance Test

Stream / Entrance Exam \*

Both (Engineering , Agriculture , Pharmacy)

Do You Require Urdu Translator?

Yes  No

### Test Centre Preferences

Preference 1\*

ANAKAPALLE - Anakapalle

Preference 2\*

ANANTAPUR - Anantapur

Preference 3\*

ANNAMAYYA - Rayachoty

Preference 4\*

KAKINADA - Kakinada

Preference 5\*

ANANTAPUR - Tadipatri

I have carefully gone through the instruction Booklet and I am conversant with the instructions. I shall abide by the eligibility conditions and other regulations to be satisfied for appearing at the entrance test and admission into any course prescribed. Further, I assure that, I will not involve in any malpractice or illegal activities in the entrance test. In case, I have furnished any false information or involved in any malpractice or illegal activities, I am liable for punishment as per the existing law. I am responsible for the correctness of the above details filled in by me and the CONVENER, AP EAPCET - 2025 is not responsible in any way. Mere appearing for the entrance examination does not confer any right for me to take admission.

Save

Preview / Submit

### Photo & Signature \*



Photo(<50kb jpg, jpeg)

Choose File

No file chosen



Signature(<30kb jpg, jpeg)

Choose File

No file chosen

After furnishing ALL the required data and correct particulars, verify thoroughly the details and go through the Declaration at the end of the page. Select the encircled check box if you are done with Online Application Form filling.

Clicking on Save button will save the filled application temporarily

### Details of Common Entrance Test

Stream / Entrance Exam \*

Both (Engineering , Agriculture , Pharmacy)

Do You Require Urdu Translator?

Yes  No

### Test Centre Preferences

Preference 1\*

ANAKAPALLE - Anakapalle

Preference 2\*

ANANTAPUR - Anantapur

Preference 3\*

ANNAMAYYA - Rayachoty

Preference 4\*

KAKINADA - Kakinada

Preference 5\*

ANANTAPUR - Tadipatri

I have carefully gone through the instruction Booklet and I am conversant with the instructions. I shall abide by the eligibility conditions and other regulations to be satisfied for appearing at the entrance test and admission into any course prescribed. Further, I assure that, I will not involve in any malpractice or illegal activities in the entrance test. In case, I have furnished any false information or involved in any malpractice or illegal activities, I am liable for punishment as per the existing law. I am responsible for the correctness of the above details filled in by me and the CONVENER, AP EAPCET - 2025 is not responsible in any way. Mere appearing for the entrance examination does not confer any right for me to take admission.

Save

Preview / Submit

### Photo & Signature \*



Photo(<50kb jpg, jpeg)

Choose File

No file chosen



Signature(<30kb jpg, jpeg)

Choose File

No file chosen

Clicking on the Submit button will display the preview page with the details furnished by the candidate as shown in the screen below with **Modify & Confirm** buttons at the end of the page.

**Candidate Details \***

Candidate Name \*  Father's Name \*  Mother's Name \*    
 Do you consent to be considered as Eligible Candidate?  Yes  No   
 Do you consent to be considered as Eligible Candidate for 2020?  Yes  No   
 Do you consent to be considered as Eligible Candidate for 2020?  Yes  No   
 Date of Birth \* (MM/DD/YYYY)  Gender \*  Male  Female  Transgender   
 Roll No.  Roll No.  Roll No.    
 Roll No.  Roll No.  Roll No.

**Annual Income of the Parents (Rs.) \***

Annual Income of the Parents (Rs.)    
 Select Category  Below Rs. 1 Lakh  Above Rs. 1 Lakh and Below Rs. 2.5 Lakh  Above Rs. 2.5 Lakh and Below Rs. 5 Lakh  Above Rs. 5 Lakh   
 Income Certificate Number

**Income Certificate Details**

Candidate Name	<input type="text" value="SANDISH KOLUJI"/>
Father Name / Mother Name	<input type="text" value="RAJESH KOLUJI"/>
Valid Date	<input type="text" value="19/03/2020"/>
Total Income (Rs.)	<input type="text" value="10000.00"/>
Confirm Your Income Certificate Details	
	<input checked="" type="radio"/> Yes <input type="radio"/> No

**Category \***

SC, ST   
 Sub-Caste \*    
 Date Certificate Number    
 Enter Date Certificate Number

**Special Reservation Category**

National Career Corps (NCC)   
 Children of Armed Personnel (CAAP)   
 Sports Quota   
 Deaf and Hearing Guides

**PwD (Physically Handicapped)**

Blindness and Low vision   
 Deaf and hard hearing   
 Lower-limb disability including cerebral palsy, hemiplegia, dwarfism, limb atrophy and muscular dystrophy   
 Autism, Intellectual Disability, Specific Learning Disability, Mental Illness   
 Multiple disability, We are exempt persons under Section 16 to 50 leading disabilities in the parent identified for each disability   
 Do You Require Quota?  Yes  No   
 Select Reason (If apply)  Blindness  Deafness  Lower limb   
 Select Reason (If apply)  Autism  Intellectual Disability  Specific Learning Disability  Mental Illness   
 Select Reason (If apply)  Multiple disability  We are exempt persons under Section 16 to 50 leading disabilities in the parent identified for each disability

**Minority / Non-Minority \***

Non-Minority  Minority

**Minority \***

Muslim  Christian  Buddhist  Sikh  Jain  Zoroastrian  Other Minority

**Present Address**

State \*  District \*  Mandal \*  Village \*    
 Pin No. / Sub-City / Street / Locality and PIN    
 Mobile Number \*  Alternate Mobile Number  Telephone Number (Land Line)  E-Mail id \*

**Permanent Address**

State \*  District \*  Mandal \*  Village \*    
 Pin No. / Sub-City / Street / Locality and PIN

**Qualifying Examination**

Type of the Exam \*  INTERMEDIATE EXAMINATION  INTERMEDIATE EXAMINATION  DIPLOMA  OPEN (10+2)  IGGE  BBA/BC  ACCOUNTS/BI  NEST  OTHERS (10+2 BOARD)   
 Select Course (If Not Taken NA, If Intermediate Qualification with exemption for BBA, Engineering and Agriculture & Pharmacy Examinations (BAPSET)    
 Select Exam/Qualification for SSC 2003/2007/2020 examination (If Taken NA)

**SSC or Equivalent (10th Class) \***

Union  State   
 Roll No.  Month of Passing \*  Year of Passing \*

**Intermediate or Equivalent (10+2) \***

Union  State

**Place of Study**

Class / Year	Place / Village	School Name / Institute Name	Year Of First Appearance	Year Of Pass
Class-6	PLAGE CR	SCHOOL NAME 01	2000	2000
Class-7	PLAGE CR	SCHOOL NAME 02	2001	2001
Class-8	PLAGE CR	SCHOOL NAME 03	2002	2002
Class-9	PLAGE CR	SCHOOL NAME 04	2003	2003
Class-10	PLAGE CR	SCHOOL NAME 05	2004	2004
Senior 1st year / Equivalent	PLAGE CR	SCHOOL NAME 06	2005	2005
Senior 2nd year / Equivalent	PLAGE CR	SCHOOL NAME 07	2006	2006
Class-11	PLAGE CR	SCHOOL NAME 08	2007	2007
Class-12	PLAGE CR	SCHOOL NAME 09	2008	2008

**Local Area \***

For local status of students migrated from Telangana to AP, visit home page

**Details of Common Entrance Test**

Session / Entrance Exam \*    
 Do You Require Urdu Translation?  Yes  No

**Photo & Signature \***

   
 Photo \*     
 Signature \*

**Test Centre Preferences**   
 Preference 1 \*    
 Preference 2 \*    
 Preference 3 \*    
 Preference 4 \*    
 Preference 5 \*

I have carefully gone through the instruction booklet and I am conversant with the instructions. I shall abide by the eligibility conditions and other regulations to be followed for appearing at the entrance test and application form only (where applicable). Further, I assure that I will not indulge in any malpractice or illegal activities in the entrance test. I have furnished any false information or document or any malpractice or illegal activities. I am liable for punishment in case of violation. I am responsible for the correctness of the above details filled by me and the SSC/IBT/ APTET / 2020 is not responsible in any way. I am appearing for the entrance examination since and under my free will and no compulsion.

A click on the **Modify** button enables the candidate to re-inspect the entire application to correct any errors or mistakes in the saved application.

**Confirm/Freeze**: Click on Confirm/Freeze button for submitting the application.

#### Test Centre Preferences \*

- Preference 1 : ANAKAPALLE - Anakapalle
- Preference 2 : ANANTAPUR - Anantapur
- Preference 3 : ANNAMAYYA - Rayachoty
- Preference 4 : KAKINADA - Kakinada
- Preference 5 : ANANTAPUR - Tadipatri



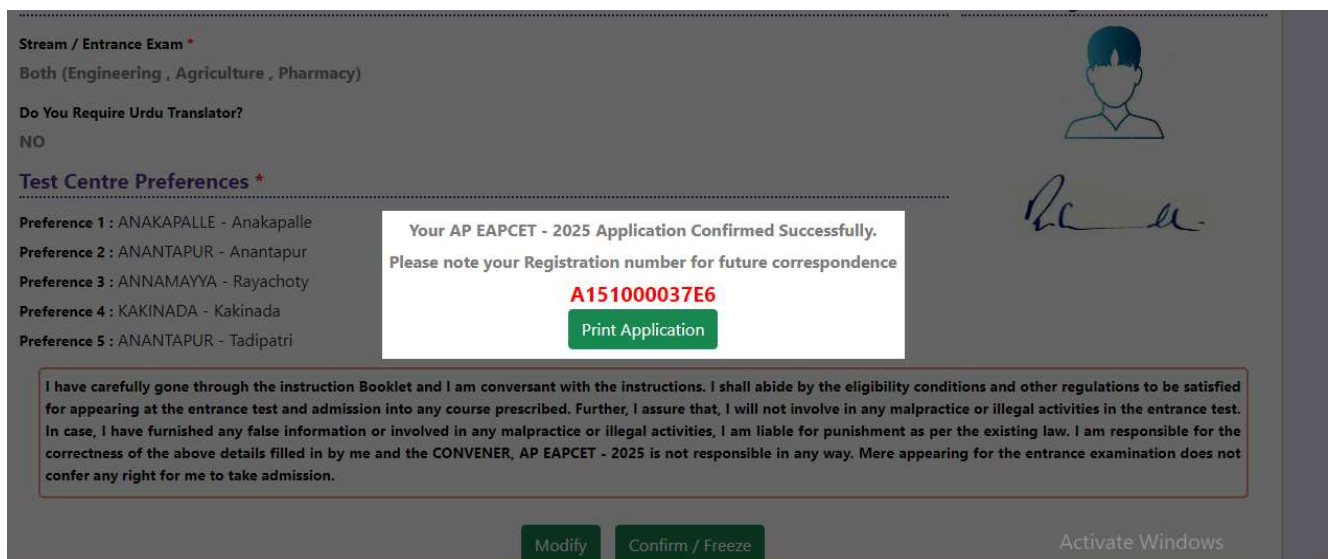
I have carefully gone through the instruction Booklet and I am conversant with the instructions. I shall abide by the eligibility conditions and other regulations to be satisfied for appearing at the entrance test and admission into any course prescribed. Further, I assure that, I will not involve in any malpractice or illegal activities in the entrance test. In case, I have furnished any false information or involved in any malpractice or illegal activities, I am liable for punishment as per the existing law. I am responsible for the correctness of the above details filled in by me and the CONVENER, AP EAPCET - 2025 is not responsible in any way. Mere appearing for the entrance examination does not confer any right for me to take admission.

Modify

Confirm / Freeze

Clicking on the **Confirm/Freeze** button, candidates can view a pop up alert as **“Your application is submitted successfully. Please note your Application Number for further reference”**.

Candidates can take print applications by clicking on the **Print Application** button which is useful for further correspondence.



The screenshot shows a confirmation pop-up alert in the center of the application form. The alert text reads: "Your AP EAPCET - 2025 Application Confirmed Successfully. Please note your Registration number for future correspondence" followed by the registration number "A151000037E6" in red. Below the number is a green button labeled "Print Application". The background shows the application form with fields for "Stream / Entrance Exam" (Both), "Do You Require Urdu Translator?" (NO), and "Test Centre Preferences" (same as the previous image). A "Modify" button is visible at the bottom left, and a "Confirm / Freeze" button is at the bottom right. A watermark "Activate Windows" is visible in the bottom right corner.

Clicking on the **Print Application**, the candidate can view the Receipt of the Application form as shown in the screen below.

**AP EAPCET - 2025**  
Engineering, Agriculture and Pharmacy Entrance Test  
(Conducted by Jawahar Education Technological University, KADAPALA on behalf of APSCHE)

1. Stream : **Both (Engineering, Agriculture, Pharmacy)**

2. (a) Qualifying Examination : **INTERMEDIATE (VOCATIONAL)**  
 (b) Qualifying Exam Hall Ticket No. (Last) : **3769**  
 (c) Year of App. / Passing the Qualifying Exam : **2018**  
 (d) Medium of Instruction at Qualifying Exam : **English**  
 (e) Uchee Transition : **NO**  
 (f) Place of Study - Intermediate or Equivalent : **Uttara**  
 (g) Institute Course Hall Ticket No. (If any) : **78182126**

3. (a) Candidate's Name : **SAVITREEP**  
 (b) Father's Name : **RAMI**  
 (c) Mother's Name : **SAHJANMAA**  
 (d) Date of Birth (as per SSC or Equivalent) : **18/08/2000**  
 (e) Gender : **MALE**  
 (f) Category : **SC**  
 (g) Sub-Category : **PURAGHER KSHATHRVA**  
 (h) Local Area : **SVU**  
 (i) Non-Minority / Minority : **Minority**  
 (j) Minority Category : **Backward**  
 (k) Annual Income of the Parents (Rs.) : **Below Rs 1 Lakh**

4. (a) Category : **SC**  
 (b) Sub-Category : **PURAGHER KSHATHRVA**

5. Local Area : **SVU**  
 (b) Non-Minority / Minority : **Minority**  
 (c) Minority Category : **Backward**  
 (d) Annual Income of the Parents (Rs.) : **Below Rs 1 Lakh**

6. (a) Study Details

Class-6	Admit Institution Name	Class-7	City
Class-8	Admit	Class-9	Kuruvolu
Class-10	Samast	Year 1st year / 2nd year / 3rd year	Exam Location
		Year 1st year / Equivalent	Exam year

(b) 10<sup>th</sup> Studies : **GOVT JUNIOR COLLEGE**  
 (c) Place of Study - SSC or Equivalent : **Uttara**  
 (d) SSC / HSE Ticket Number & Year of Passing : **111518888 - March - 2017**  
 (e) Address for Correspondence : **HE-8-102/3, GRAMAPANCHAYATH ROAD, NEAR WATER PLANT OPPPOSITE, ANAKAPALLE KURTHI, ANAKAPALLE, ANAKAPALLE, ANDIRA PRADESH STATE, INDIA, Anakapalle North, Anakapalle, Anakapalle, ANDHRA PRADESH, 508218**

(f) Contact Telephone Number (Mobile) : **9542815766** (g) E-Mail ID : **SAVITREEP@GMAIL.COM**  
 (h) Aadhar Card number / Enrollment number : **464811764466**

7. Test Centre Preferences

Preference - 1	Preference - 2	Preference - 3
ANAKAPALLE - Anakapalle	ANANTAPUR - Anantapur	ANAMAYYA - Rayachoti
Preference - 4	Preference - 5	
KAKINADA - Kakinaadu	MAHANTAPUR - Tadipatri	

8. (a) Fee particulars - Payment through : **ONLINE** (b) Amount (in Rs.) : **1117.50**  
 (c) Payment Reference ID : **P15100803541**

9. These fields CANNOT be edited by candidate. It will be done by Convener, AP EAPCET - 2025 Office (only in the designated period), subject to thorough verification of the filled documents and approval by the Committee. Remaining fields can be edited by the candidate during the permitted period.

**Declaration :** 1) I have carefully gone through the instructions booklet and I am conversant with the instructions. I shall abide by the eligibility, conditions and other regulations to be satisfied for appearing at the entrance test and admission into any course prescribed. Further, I assure that I will not be involved in any malpractice or illegal activities in the entrance test. In case, I have furnished any false information or involved in any malpractice or illegal activities, I am liable for punishment as per the existing law.  
 2) I am responsible for the correctness of the above details filling by me and the CONVENER, AP EAPCET - 2025 is not responsible in anyway.

**Date :** 06/03/2025 09:21 PM

**SIGNATURE and LEFT HAND THUMB Impression of the candidate to be done in the presence of the Invigilator on the day of Examination in the Examination Hall**

Affix a recent color photograph (3.5 cm x 3 cm) and get attested by a Gazetted Officer or the Principal of the College where student studies (Well in advance BEFORE EXAMINATION)	<b>SIGNATURE OF THE CANDIDATE in the presence of the Invigilator</b>	<b>Left Thumb Impression</b> 

**Note :** 1) The candidate has to submit this form in the Examination Hall to the Invigilator.  
 2) Candidates are not allowed into the Examination Hall even if they are LATE BY A MINUTE.  
 3) The candidate does not have option of choosing specific date / session to appear for the AP EAPCET - 2025 entrance examination. This information is known to him / her only after downloading Hall Ticket. For any reason if the candidate fails to appear in the given slot, he/she is treated as absent.  
 4) This is computer Generated sheet and does not require the signature of the CONVENER, AP EAPCET - 2025.

**Step 4: Know Your Application Status:** After application form submission, candidate can check the Registration Number of AP EAPCET-2025 application through this option

**Information**

- Important Instructions
- NCC Merit List
- CAP Merit List
- Sports & Games Merit List
- Bharath Scouts & Guides G.O.
- List of Sports & Games
- Local status of students migrated from Telangana to AP

**Step - 1**

Eligibility Criteria And Fee Payment

**Step - 2**

Know Your Payment Status

**Step - 3**

Fill Application (Only After Fee Payment)

**Step - 4**

Know Your Application Status

**Step - 5**

Print Application Form (Only After Submitting Application Form)

**USER**

**Contact Info**

Activate Windows  
Go to Settings to activate Windows

After clicking on the Know Your Registration Number link from AP EAPCET-2025 Home page, the Know Your Registration Number for AP EAPCET-2025 page will be displayed, then enter all the mandatory details and click on the Submit button as shown in the screen below.

Know Your Registration Number for AP EAPCET - 2025

Payment Reference ID \* P151000063AE

Qualifying Examination Hall Ticket No \* 3769

Mobile Number \* 9542815366

Date of Birth \* (dd/mm/yyyy) 18/08/2000

Note: Please Enter Intermediate 2nd Year Hall Ticket No

Submit

After entering all the mandatory details and clicking on the Submit button, the Registration Number of AP EAPCET -2025 will be displayed as shown in the screen below.

Know Your Registration Number for AP EAPCET - 2025

Payment Reference ID \* P151000063AE

Qualifying Examination Hall Ticket No \* 3769

Mobile Number \* 9542815366

Date of Birth \* (dd/mm/yyyy) 18/08/2000

Note: Please Enter Intermediate 2nd Year Hall Ticket No

Submit

Dear SANDEEP, Your AP EAPCET - 2025 Application confirmed successfully with Registration Number : **A151000037E6**. Please note Registration Number for future correspondence.

**Step 5: Print Application Form:** Candidate can print the submitted AP EAPCET-2025 application form through this option

Print Application Form for AP EAPCET - 2025

Payment Reference ID \* P151000063AE

Registration Number \* A151000035B8

Qualifying Examination Hall Ticket No \* 3769

Mobile Number \* 9542815366

Date of Birth \* (dd/mm/yyyy) 18/08/2000

Get Print Application

After entering all the mandatory details and clicking on Get Application Details, the print copy of the AP EAPCET -2025 application form will be displayed for printing as shown in the screen below



# AP EAPCET - 2025

Engineering, Agriculture and Pharmacy Convener Entrance Test  
(Conducted by Jawahar Education Technological University, KAPPAIDA on behalf of APSCHE)



1. Stream : **Both (Engineering, Agriculture, Pharmacy)**

2. (a) Qualifying Examination : **INTERMEDIATE (VOCATIONAL)**  
 (b) Qualifying Exam Hall Ticket No./Lastest : **1700**  
 (c) Year of App./Passing the Qualifying Exam : **2018**  
 (d) Medium of Instruction at Qualifying Exam : **English**  
 (e) Urdu Translation : **NCI**  
 (f) Place of Study - Intermediate or Equivalent : **Uttam**  
 (g) Bridge Course Hall Ticket No. (If any) : **78182256**

3. (a) Candidate's Name : **SANDEEP**  
 (b) Father's Name : **RAMI**  
 (c) Mother's Name : **SADAMMA**  
 (d) Date of Birth (as per SSC or Equivalent) : **15/08/2000**  
 (e) Gender : **MALE**

4. (a) Category : **BC - A**  
 (b) Sub-Category : **PURAGARI KINHATHIA**

5. Local Area : **SVU**

6. (a) Non-Minority / Minority : **Minority**  
 (b) Minority Category : **Backward**

7. Annual Income of the Parents (Rs.) : **Below Rs 1 Lakh**

8. (a) Study Details :

REGISTRATION NO. : **A151000037EG**



*Sd/-*

Class-I	Aluri Subbarao Rao	Class-7	Chintor
Class-II	Garud	Class-9	Karimn
Class-III	Karimn	Year 1st year / Equivalent	East Godavari
		Year 2nd year / Equivalent	Anantapur

(b) 10+2 Studies : **CVVT BUNDOO COLLEGE, Utham**  
 (c) Place of Study - SSC or Equivalent : **1115110010, March - 2017**  
 (d) SSC Hall Ticket Number & Year of Passing : **HCB-3023, GRAMAPANCHAYATI ROAD, NEAR WATER PLANT OPPPOSITE, ANAKAPALLE BERTH, ANAKAPALLE, ANAKAPALLE, ANDHRA PRADESH STATE, 1621, Anakapalle North, Anakapalle, Anakapalle, ANDHRA PRADESH, 508215**

9. (a) Address for Correspondence : **CVVT BUNDOO COLLEGE, Utham, 1115110010, March - 2017, HCB-3023, GRAMAPANCHAYATI ROAD, NEAR WATER PLANT OPPPOSITE, ANAKAPALLE BERTH, ANAKAPALLE, ANAKAPALLE, ANDHRA PRADESH STATE, 1621, Anakapalle North, Anakapalle, Anakapalle, ANDHRA PRADESH, 508215**

(b) Contact Telephone Number (Mobile) : **9547617566** (c) E-Mail ID : **SANDEEPNAGHRIIDON@APTONLINE.IN**  
 (d) Aadhar Card number / Aarogya number : **95440176488**



10. Test Centre Preference

Preference - 1	Preference - 2	Preference - 3
ANAKAPALLE - Anakapalle	ANANTAPUR - Anantapur	ANNAMAYYA - Rayachoti
Preference - 4	Preference - 5	
KAKINADA - Kakinda	ANANTAPUR - Tadipatri	

11. (a) Fee particulars - Payment through : **ONLINE** (c) Amount (in Rs.) : **1117.70**  
 (b) Payment Reference ID : **P15100003AE**

\* These fields CANNOT be edited by candidates. It will be done by Convener, AP EAPCET - 2025 Office (Email: [helpdesk@apcet.apscche.org](mailto:helpdesk@apcet.apscche.org)), subject to thorough verification of the valid Documents and Approval by the Committee.  
 Remaining fields can be edited by the candidate during the permitted period.

**Declaration :** 1) I have carefully gone through the instruction booklet and I am conversant with the instructions. I shall abide by the eligibility conditions and other regulations to be notified for appearing at the entrance test and admission into any course prescribed. Further, I assure that, I will not involve in any malpractice or illegal activities in the entrance test. In case, I have furnished any false information or involved in any malpractice or illegal activities, I am liable for punishment as per the existing law.  
 2) I am responsible for the corrections of the above details filling by me and the CONVENER, AP EAPCET - 2025 is not responsible in anyway.

**Date :** 08/03/2025 08:21 PM

**SIGNATURE and LEFT HAND THUMB Impression of the candidate to be done in the presence of the Invigilator on the day of Examination in the Examination Hall**

Affix a recent color photograph (3.5 cmX3.5 cm) and get attested by a University Officer or the Principal of the College where studied (Well in advance BEFORE EXAMINATION)	<b>SIGNATURE OF THE CANDIDATE in the presence of the Invigilator</b>	<b>Left Thumb Impression</b> 

**Note :** 1) The candidate has to submit this form in the Examination Hall to the Invigilator.  
 2) Candidates are not allowed into the Examination Hall even if they are LATE BY A MINUTE.  
 3) The candidate does not have option of choosing specific date / session to appear for the AP EAPCET - 2025 entrance examination. This information is known to him / her only after downloading Hall Ticket. For any reason if the candidate fails to appear in the given slot, the slot is treated as absent.  
 4) This is computer Generated sheet and does not require the signature of the CONVENER, AP EAPCET - 2025

Print