

USER GUIDE TO FILL THE ONLINE APPLICATION FORM FOR
AP EAPCET-2022

URL: <https://cets.apsche.ap.gov.in/EAPCET>

The candidates are required to be ready with the **following mandatory / optional details** to fill in the appropriate fields before filling the Online Application Form:

The Mandatory / Optional details are as follows:

S.NO	Details Required	Document to be Referred
	Credit card or Debit card details (If payment is being made through Credit card / Debit card)	Credit Card / Debit Card
	Net banking User ID and Password	Net banking User ID and Password
2	<ul style="list-style-type: none">• Qualifying Examination appeared or passed• Hall ticket Number of the Qualifying Examination	Marks Memo / Hall Ticket Number of Intermediate / 10+2 / equivalent
3	Stream Applied for (E), (A), or Both (E&A)	Eligibility Criteria in the AP EAPCET-2022 website
4	Date of Birth, Birth District, Birth State	Birth Certificate / SSC or Equivalent Certificate
5	Hall Ticket Number of SSC or Equivalent Examination Certificate	SSC or Equivalent Certificate
6	Local Status (OU/AU/SVU/ Non-local)	The local candidate certificate issued by MRO or Competent Authority
7	Income of Parents	The Income certificate issued by MRO / Competent Authority
8	STUDY DETAILS	Study certificates from Class I to Intermediate / 10+2 / Equivalent
9	Category (SC, ST, BC, etc.) and Application	The Caste Certificate issued by the

	number of the Caste Certificate (in case of SC/ST only)	MRO/ Competent Authority
10	Special Category (NCC, PH, Sports, CAP, etc.) Anglo Indian	The Certificate issued by Competent Authority
11	Aadhaar Card details	Aadhaar Card

The following system requirements need to be available to comfortably browse EAPCET-2022 official website <https://cets.apsche.ap.gov.in/EAPCET>

SYSTEM REQUIREMENTS:


For better viewing of EAPCET-2022 website and smooth Application submission through ONLINE mode, the candidates are hereby informed that the following computer system requirements are most desirable:

- Internet Browser: Internet Explorer 6.0 and above / Mozilla Firefox 3.6 and above
- Screen Resolution: 600x800
- .pdf Reader: Adobe Acrobat Reader 8.0 and above
- Disable the pop-up blocks and uninstall all the Script blockers.

EAPCET 2022- FEE PAYMENT AND ONLINE APPLICATION FORM FILLING FLOWCHART

VISIT <http://cets.apsche.ap.gov.in/EAPCET>

The following EAPCET-2022 Home Page will be displayed as shown in the screen below.



There are 5 **Steps** in filling the EAPCET 2022 online application Home Page.

Step-1: Fee Payment: Candidate can make Online Fee Payment through this option.

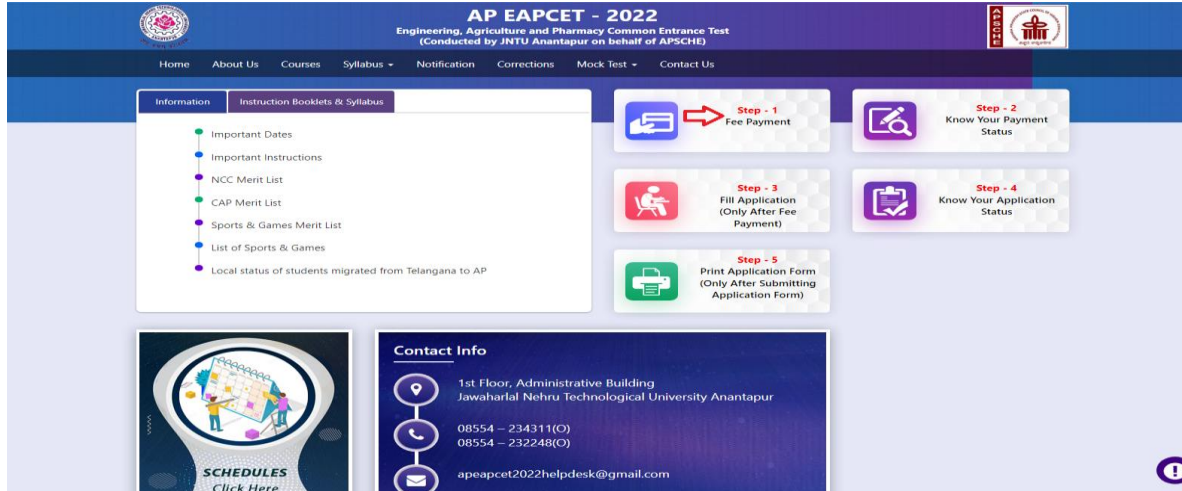
Step-2: Know Your Payment Status: Candidate can check Success/Failure status of Fee Payment

Step-3: Fill Application (Only after Fee Payment): After fee payment either by Debit/Credit/Net Banking modes, candidate should fill in the Application through this option.

Step-4: Know Your Application Status: After application form submission, candidate can check the Registration Number.

Step-5: Print Application Form (Only After Submitting Application Form): After application form submission, candidate can print the submitted form.

Step 1 Fee Payment: Click on **Fee Payment** tab as shown in the screen below.



After clicking on **Fee Payment** Tab, a fee payment webpage will be displayed as shown in the screen below.


The screenshot shows the "Fee Payment for EAPCET - 2022" page. It contains a "Note" section with information about age requirements for Engineering, Agriculture, and Pharmacy candidates. Below the note is a form with the following fields: Qualifying Exam HallTicket Number, Candidate's Name, Date of Birth, Mobile Number, Mobile Number Mentioned Above is My, Alternate Mobile Number, E-Mail ID, Stream, Category, and Payment Options. The "Stream" field has three radio button options: Engineering & Pharmacy, Agriculture & Pharmacy, and Both (Engineering, Agriculture & Pharmacy). The "Category" field has radio button options for OC, BC, A, BC, B, BC, C, BC, D, BC, E, SC, and ST. The "Payment Options" field has radio button options for Net Banking (HDFC), Net Banking (SBI), Net Banking (ICICI), Net Banking (Others), Debit Card, and Credit Card. At the bottom of the form is a red "Initiate Payment" button. A "NOTE" at the bottom of the page states: "In case your account is debited and the website gets disconnected before payment receipt generation, kindly compulsory check your Payment Status using Know Your Payment Status option by providing your details. If you get message 'Payment Details Not Found', candidate is requested to go for a fresh payment and the amount for the failure transaction will be refunded to their debited bank account in 7 to 10 working days." The footer contains the text "All Copy Rights Reserved with APSCH" and "Designed & Developed By APSCH".

After clicking on **Fee Payment** Tab, a fee payment webpage will be displayed as shown in the screen below.

Fill in **ALL** the mandatory details given in the above web page. The details are **Qualifying Examination Hall Ticket No., Candidate's Name** (will be populated automatically by the system on entering Hall Ticket Number), **Date of Birth, Mobile Number, Mobile No Mentioned above is My: Alternate Mobile No, E-Mail ID, Category, Stream, Payment Options, Fee Amount** (will be populated automatically based on the stream/category selected by the candidate with convenience charges).

AP EAPCET Application Form 2022 Fee:

Stream	OC	BC	SC/ST
Engineering	Rs 600	Rs 550	Rs 500
Agriculture & Pharmacy	Rs 600	Rs 550	Rs 500
Both Engineering, Agriculture & Pharmacy	Rs 1200	Rs 1100	Rs 1000


AP EAPCET - 2022
 Engineering, Agriculture and Pharmacy Common Entrance Test
 (Conducted by JNTU Anantapur on behalf of APSICHE)

[Home](#)
[About Us](#)
[Courses](#)
[Syllabus](#)
[Notification](#)
[Corrections](#)
[Mock Test](#)
[Contact Us](#)

Fee Payment for EAPCET - 2022

Note : Students are permitted to Register with 16 years age group for the examination. However, The age requirements for Counselling and Admissions is as follows:

Engineering: Candidates should have completed 16 years of age as on 31st December of the year of admission (2022). There is no upper age limit.

Agriculture: Candidates should have completed 17 years of age as on 31st December of the year of admission (2022) and an upper age limit of 22 years for all the candidates and 25 years in respect of SC/ST candidates as on 31st December of the year of admission (2022).

Pharmacy: Candidates should have completed 16 years of age as on 31st December of the year of admission(2022). There is no upper age limit.

For detailed instructions please refer [Instruction Booklets](#)

Qualifying Exam HallTicket Number * :

Candidate's Name * :

Date of Birth * * (as per SSC or Equivalent) ::

Mobile Number * :

Mobile Number Mentioned Above Is My * : ☒ Self ☐ Father ☐ Mother ☐ Relative

Alternate Mobile Number :

E-Mail ID * :

Stream * : ☒ Engineering & Pharmacy ☐ Agriculture & Pharmacy ☐ Both (Engineering , Agriculture & Pharmacy)

Category * : ☒ OC ☐ BC.A ☐ BC.B ☐ BC.C ☐ BC.D ☐ BC.E ☐ SC ☐ ST

Payment Options (Convenience charges as applicable) * : ☐ Net Banking (HDFC) ☐ Net Banking (SBI) ☐ Net Banking (ICICI) ☐ Net Banking (Others) ☒ Debit Card ☐ Credit Card

Fee Amount * :

[Initiate Payment](#)

NOTE : In case your account is debited and the website gets disconnected before payment receipt generation, kindly compulsory check your Payment Status using [Know Your Payment Status](#) option by providing your details. If you get message "Payment Details Not Found", candidate is requested to go for a fresh payment and the amount for the failure transaction will be refunded to their debited bank account in 7 to 10 working days.


All Copy Rights Reserved with APSICHE.

Designed & Developed By [APCOnline](#)


After filling the mandatory details and clicking on **Initiate Payment** button, the control will lead you to the BANK PAYMENT GATEWAY as shown in the screen below.

PAYMENT BY NETBANKING / CREDIT / DEBIT CARD MODE: Registration fee can be paid through Net Banking or Credit Card or Debit Card provided his / her Card is a VISA or MASTERCARD or MAESTRO type.

Select the appropriate radio button for payment of registration fee as shown in the screen below:



AP EAPCET - 2022
Engineering, Agriculture and Pharmacy Common Entrance Test
(Conducted by JNTU Anantapur on behalf of APSCH)



[Home](#) [About Us](#) [Courses](#) [Syllabus](#) [Notification](#) [Corrections](#) [Mock Test](#) [Contact Us](#)

Fee Payment for EAPCET - 2022

Note : Students are permitted to Register with 16 years age group for the examination. However, The age requirements for Counselling and Admissions is as follows:

Engineering: Candidates should have completed 16 years of age as on 31st December of the year of admission (2022). There is no upper age limit.

Agriculture: Candidates should have completed 17 years of age as on 31st December of the year of admission (2022) and an upper age limit of 22 years for all the candidates and 25 years in respect of SC/ST candidates as on 31st December of the year of admission (2022).

Pharmacy: Candidates should have completed 16 years of age as on 31st December of the year of admission(2022). There is no upper age limit.

For detailed instructions please refer [Instruction Booklets](#)

Qualifying Exam HallTicket Number * :

1234512345

Note: Please Enter Intermediate 2nd Year HallTicket No

Candidate's Name * :

Kanaparthi Kiran Kumar

Date of Birth * * (as per SSC or Equivalent) ::

01/01/2006

Mobile Number * :

9030730880

Mobile Number Mentioned Above is My * :

☒ Self ☐ Father ☐ Mother ☐ Relative

Alternate Mobile Number :

9985099850

E-Mail ID* :

kiran2022@yahoo.com

Stream * :

☒ Engineering & Pharmacy
☐ Agriculture & Pharmacy
☐ Both (Engineering , Agriculture & Pharmacy)

Category * :

☒ OC ☐ BC_A ☐ BC_B ☐ BC_C ☐ BC_D ☐ BC_E ☐ SC ☐ ST

Payment Options (Convenience charges as applicable) * :

☐ Net Banking (HDFC)
☐ Net Banking (SBI)
☐ Net Banking (ICICI)
☐ Net Banking (Others)
☒ Debit Card
☐ Credit Card

Fee Amount * :

Rs. 600.00/-

Initiate Payment

NOTE : In case your account is debited and the website gets disconnected before payment receipt generation, kindly compulsory check your Payment Status using [Know Your Payment Status](#) option by providing your details. If you get message "Payment Details Not Found", candidate is requested to go for a fresh payment and the amount for the failure transaction will be refunded to their debited bank account in 7 to 10 working days.

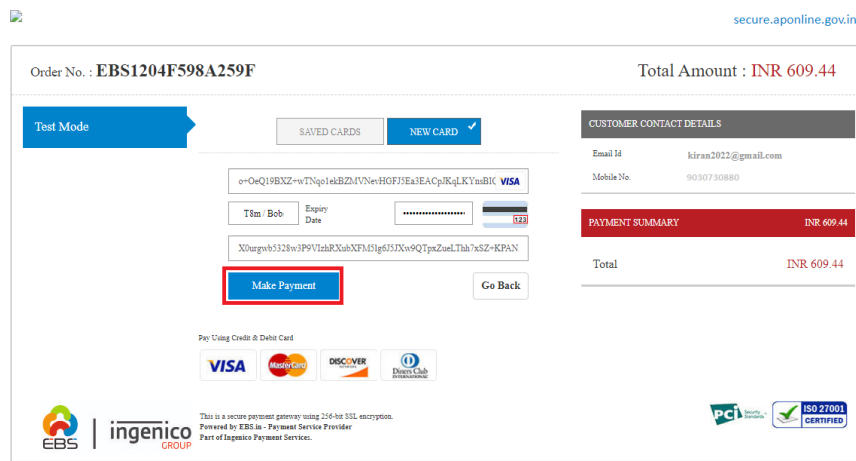
All Copy Rights Reserved with APSCH.

Designed & Developed By [APOnline](#)

After the relevant **Card Type** is selected by the candidate, click on the button **“Pay Now”** and the control will automatically take you to the **BANK PAYMENT GATEWAY** screen.

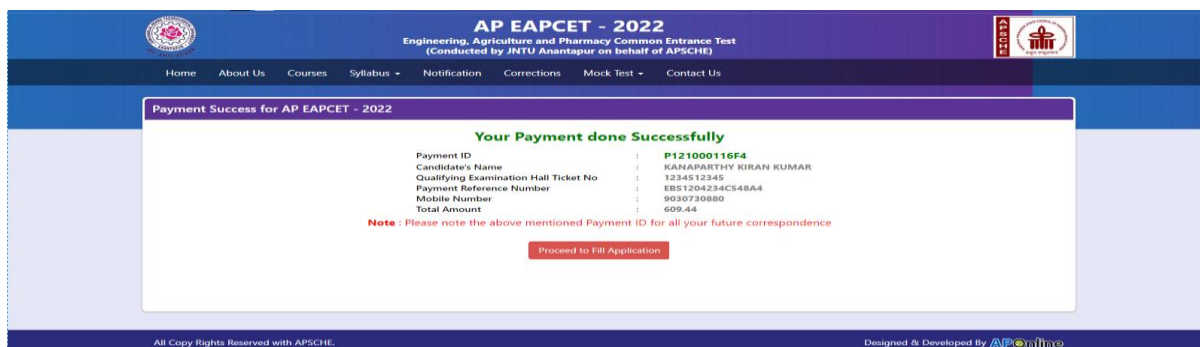
(NOTE: During the Payment process, DO NOT double clicks on buttons or click on Back / Refresh buttons or DONOT close the Browser web page abruptly, instead maintains patience as prompted on the screen).

Clicking on Payment options E.g.: **Debit Card** button, the following page will be displayed, fill in all the debit card details and click on **Make Payment** button as shown in the screen below.



The screenshot displays the 'secure.aponline.gov.in' payment gateway. At the top, the Order No. is EBS1204F598A259F and the Total Amount is INR 609.44. The interface includes a 'Test Mode' toggle, 'SAVED CARDS' and 'NEW CARD' buttons, and a card selection area showing a Visa card. Below this, there are fields for the cardholder's name (T8m / Bob), expiry date, and a masked card number. A red box highlights the 'Make Payment' button. To the right, 'CUSTOMER CONTACT DETAILS' show an email (kiran2022@gmail.com) and a mobile number (9030730880). A 'PAYMENT SUMMARY' section shows a total of INR 609.44. At the bottom, logos for Visa, MasterCard, Discover, and Diners Club are visible, along with the Ingenico Group logo and a PCI DSS 27001 CERTIFIED badge.

The confirmation of successful payment of Registration Fee is shown with the **“Transaction is successful”** item in the below web page **Payment Status** along with **“Payment Id”**. **(Note: Preserve both the IDs for future correspondence)**. Click on the encircled button **“Proceed to Fill Application”** and you will be taken to the next screen.



Note: Preserve “Payment Reference ID” (after payment) for future correspondence.

Candidate has two options either to proceed to fill in the application immediately or at a later date [**** Refer to last dates**]. Click on “**Proceed to Fill Application**” to fill the application immediately and you will be taken to the Application screen as described in step 3. If you choose another day to fill the application, simply close the window and in such case, you need to start from **Step-3**.

In a rare case, if the amount is deducted from your account and message of “**Transaction is successful**” or the payment reference ID is not displayed, wait for few hours and check your payment status as described in **Step 2**.

Otherwise pay the registration fee again as in **Step 1**. The amount deducted from your account made in the first attempt will be refunded or rolled back into your account.

Registration fee paid containing a Payment Reference ID (Transaction Id).

Step 2 Know Your Payment Status: The candidate can also check the status of payment made through this option.


Click on **Know Your Payment Status** tab for checking the status of the payment as shown in the below screen.




After clicking on **Know Your Payment Status** Tab, the following page will be displayed. Furnish the same hall ticket number, mobile number, Date of Birth as given in step 1 and click on **Check Payment Status** button as shown in the screen below.

The screenshot shows the 'Know Your Payment Status for AP EAPCET - 2022' form. The header is identical to the previous screenshot. The form contains three input fields: 'Qualifying Examination Hall Ticket No *' with the value '1234512345', 'Mobile Number *' with the value '9030730880', and 'Date of Birth * (as per SSC or Equivalent) :' with the value '01/01/2006'. Below these fields is a 'Stream *' section with three radio button options: 'Engineering & Pharmacy' (selected), 'Agriculture & Pharmacy', and 'Both (Engineering , Agriculture & Pharmacy)'. At the bottom of the form is a red 'Check Payment Status' button. The footer of the page states 'All Copy Rights Reserved with APSCHE.' and 'Designed & Developed By APOnline'.

Payment Status will be displayed by clicking on Check Payment Status button as shown in the screen below



AP EAPCET - 2022
 Engineering, Agriculture and Pharmacy Common Entrance Test
 (Conducted by JNTU Anantapur on behalf of APSCH)



[Home](#)
[About Us](#)
[Courses](#)
[Syllabus](#)
[Notification](#)
[Corrections](#)
[Mock Test](#)
[Contact Us](#)

Know Your Payment Status for AP EAPCET - 2022

Qualifying Examination Hall Ticket No *
 1234512345

Mobile Number *
 9030730880

Date of Birth * (as per SSC or Equivalent) :
 01/01/2006

Stream * :
☒ Engineering & Pharmacy
☐ Agriculture & Pharmacy
☐ Both (Engineering , Agriculture & Pharmacy)


[Check Payment Status](#)

S.No.	Payment Reference ID	Status
1	P121000116F4	SUCCESS


All Copy Rights Reserved with APSCH.
 Designed & Developed By [APOnline](#)

Step 3 Fill Application (Only after Fee Payment): The candidate can start filling the application by selecting the tab “Fill Application (only after fee payment)”

Fill in the details of payment reference ID, Qualifying examination Hall ticket number, mobile number and date of birth and click on **Proceed to fill application**.



AP EAPCET - 2022
 Engineering, Agriculture and Pharmacy Common Entrance Test
 (Conducted by JNTU Anantapur on behalf of APSCH)





[Home](#)
[About Us](#)
[Courses](#)
[Syllabus](#)
[Notification](#)
[Corrections](#)
[Mock Test](#)
[Contact Us](#)


Information


- Important Dates
- Important Instructions
- NCC Merit List
- CAP Merit List
- Sports & Games Merit List
- List of Sports & Games
- Local status of students migrated from Telangana to AP


Instruction Booklets & Syllabus



Step - 1
 Fee Payment


Step - 2
 Know Your Payment Status


Step - 3
 Fill Application
 (Only After Fee Payment)


Step - 4
 Know Your Application Status


Step - 5
 Print Application Form
 (Only After Submitting Application Form)



Contact Info
 1st Floor, Administrative Building
 Jawaharlal Nehru Technological University Anantapur
 08554 – 234311(O)
 08554 – 232248(O)
apeapcet2022helpdesk@gmail.com

In the application form, the fields marked with “*” symbol are MANDATORY which cannot be left blank without providing information. The details provided during the Registration Fee payment are frozen and cannot be edited.



AP EAPCET - 2022

Engineering, Agriculture and Pharmacy Common Entrance Test
(Conducted by JNTU Anantapur on behalf of APSCHE)



[Home](#) [About Us](#) [Courses](#) [Syllabus](#) [Notification](#) [Corrections](#) [Mock Test](#) [Contact Us](#)

Application Form for AP EAPCET - 2022

Payment Reference ID * **Qualifying Examination Hall Ticket No *** **Mobile Number *** **Date of Birth * (dd/mm/yyyy)**

P121000116F4 1234512345 9030730880 01/01/2006

Candidate Details :

Candidate's Name * **Father's Name *** **Mother's Name ***

KANAPARTHY KIRAN KUMAR KANAPARTHY SRINIVAS KANAPARTHY BHARATHI

(as per Board of Intermediate or Equivalent Records) (as per Board of Intermediate or Equivalent Records) (as per Board of Intermediate or Equivalent Records)

Date of Birth * (dd/mm/yyyy) **Gender *** **Aadhaar Card Number ***

01/01/2006 ☒ Male ☐ Female ☐ Transgender 316835711105

Ration Card Number

Enter Ration Card Number

Annual Income of the Parents (Rs.)

☒ Below One Lakh ☐ Above one Lakh and Below Two Lakhs ☐ Above Two Lakhs and below Eight Lakhs ☐ Above Eight Lakhs

Income Certificate Number

Enter Income Certificate Number

Annual Income of the Parents (Rs.)

☒ Below One Lakh ☐ Above one Lakh and Below Two Lakhs ☐ Above Two Lakhs and below Eight Lakhs ☐ Above Eight Lakhs

Income Certificate Number

Enter Income Certificate Number

Category

OC **Caste Certificate Number**

Enter Caste Certificate Number

Do you belong to the community *

NONE

EWS(Economically Weaker Section) Eligibility *

EWS Eligibility * ☐ Yes ☒ No

Special Reservation Category

- ☐ National Cadet Corps (NCC)
- ☐ Children of Armed Personnel (CAP)
- ☐ Sports & Games
- ☐ Anglo Indian

PH (Physically Handicapped)

- ☐ VH (Visually Handicapped)
- ☐ HI (Hearing Impaired)
- ☐ OH (Orthopedically Handicapped)

Minority / Non-Minority *

☒ Non-Minority ☐ Minority

Candidate Bank Details

Name as in Bank Account	Account Number	IFSC Code
<input type="text" value="Enter Name as in Bank Account"/>	<input type="text" value="Enter Account Number"/>	<input type="text" value="Enter IFSC Code"/>

Present Address

House No. (or) C/O *	Village / Street / Locality *	Mandal / Town / City *
<input type="text" value="9-6/46"/>	<input type="text" value="TEMPLE STREET, BALAJI NAGAR"/>	<input type="text" value="NARASAPURAM"/>
District *	State *	Pin Code *
<input type="text" value="West Godavari"/>	<input type="text" value="ANDHRA PRADESH"/>	<input type="text" value="534275"/>
Mobile Number *	Alternate Mobile Number	Telephone Number (Landline)
<input type="text" value="9030730880"/>	<input type="text" value="9985099850"/>	<input type="text" value="Enter TelePhone Number (Landline)"/>
E-Mail Id *		
<input type="text" value="kiran2022@yahoo.com"/>		

Permanent Address

House No. (or) C/O *	Village / Street / Locality *	Mandal / Town / City *
<input type="text" value="9-6/46"/>	<input type="text" value="TEMPLE STREET, BALAJI NAGAR"/>	<input type="text" value="NARASAPURAM"/>
District *	State *	Pin Code *
<input type="text" value="West Godavari"/>	<input type="text" value="ANDHRA PRADESH"/>	<input type="text" value="534275"/>

Qualifying Examination

Type of the Exam *	Major Subjects of the Qualifying Exam *
<input checked="" type="radio"/> INTERMEDIATE (REGULAR)	<input checked="" type="radio"/> MPC
<input type="radio"/> INTERMEDIATE (VOCATIONAL)	<input type="radio"/> BIPC
<input type="radio"/> DIPLOMA	<input type="radio"/> MBIPC
<input type="radio"/> CBSE (10+2)	<input type="radio"/> Vocational
<input type="radio"/> ICSE	Hall Ticket No. of the Qualifying Examination *
<input type="radio"/> RGUKT	<input type="text" value="1234512345"/>
<input type="radio"/> APOSS/TSOSS	Year of App. / Passing the Qualifying Exam *
<input type="radio"/> NIOS	<input type="text" value="2022"/>
<input type="radio"/> OTHERS 10+2 EQUIV.	10+2 Studied in *
	<input type="text" value="OTHER PRIVATE JUNIOR COLLEGES"/>
Bridge Course (BIE) Hall Ticket No. (If Intermediate Vocational or wish to appear for both Engineering and Agriculture & Pharmacy Papers in EAPCET)	Medium of Instruction at Qualifying Exam *
<input type="text" value="Enter Bridge Course (BIE) Hall Ticket No."/>	<input checked="" type="radio"/> English <input type="radio"/> Telugu <input type="radio"/> Urdu <input type="radio"/> Others
If Your Appeared/Appearing for JEE-2022/NEET-2022 mention Hall Ticket No.	
<input type="text" value="Enter JEE-2022/NEET-2022 Hall Ticket No."/>	

SSC or Equivalent (10th Class) *

<input checked="" type="radio"/> Urban	Hall Ticket No *	Month of Passing *	Year of Passing *
<input type="radio"/> Rural	<input type="text" value="543210"/>	<input type="text" value="March"/>	<input type="text" value="2020"/>

Intermediate or Equivalent (10+2) *

<input checked="" type="radio"/> Urban	<input type="radio"/> Rural
--	-----------------------------

Place of Study

Class-6 *	Place / Village *	School Name / Institute Name *	Year Of Pass *
<input type="text" value="West Godavari"/>	<input type="text" value="NARASAPURAM"/>	<input type="text" value="ZPP HIGH SCHOOL, NARASAPURAM"/>	<input type="text" value="2016"/>
Class-7 *	Place / Village *	School Name / Institute Name *	Year Of Pass *
<input type="text" value="West Godavari"/>	<input type="text" value="NARASAPURAM"/>	<input type="text" value="ZPP HIGH SCHOOL, NARASAPURAM"/>	<input type="text" value="2017"/>
Class-8 *	Place / Village *	School Name / Institute Name *	Year Of Pass *
<input type="text" value="West Godavari"/>	<input type="text" value="NARASAPURAM"/>	<input type="text" value="ZPP HIGH SCHOOL, NARASAPURAM"/>	<input type="text" value="2018"/>
Class-9 *	Place / Village *	School Name / Institute Name *	Year Of Pass *
<input type="text" value="West Godavari"/>	<input type="text" value="NARASAPURAM"/>	<input type="text" value="ZPP HIGH SCHOOL, NARASAPURAM"/>	<input type="text" value="2019"/>
Class-10 *	Place / Village *	School Name / Institute Name *	Year Of Pass *
<input type="text" value="West Godavari"/>	<input type="text" value="NARASAPURAM"/>	<input type="text" value="ZPP HIGH SCHOOL, NARASAPURAM"/>	<input type="text" value="2020"/>

Inter 1st year / Equivalent *	Place / Village *	School Name / Institute Name *	Year Of Pass *
Kakinada	KAKINADA	ADITYA JUNIOR COLLEGE	2021
Inter 2nd year / Equivalent *	Place / Village *	School Name / Institute Name *	Year Of Pass *
Kakinada	KAKINADA	ADITYA JUNIOR COLLEGE	2022

Local Area *

AU For local status of students migrated from Telangana to AP, refer home page

Details of Common Entrance Test

Stream / Entrance Exam *

Engineering & Pharmacy

Do You Require Urdu Translator?

☐ Yes ☒ No

Test Centre Preferences


Primary District * Preference 1 * Preference 2 * Preference 3 *

WEST GODAVARI Narasapuram Bhimavaram Tadepalligudem

☒ I have carefully gone through the instruction Booklet and I am conversant with the instructions. I shall abide by the eligibility conditions and other regulations to be satisfied for appearing at the entrance test and admission into any course prescribed. Further, I assure that, I will not involve in any malpractice or illegal activities in the entrance test. In case, I have furnished any false information or involved in any malpractice or illegal activities, I am liable for punishment as per the existing law. I am responsible for the correctness of the above details filled in by me and the CONVENER, AP EAPCET-2022 is not responsible in any way. Mere appearing for the entrance examination does not confer any right for me to take admission.


Save Submit

Photo & Signature *



Photo(<50kb jpg, jpeg)

Choose File No file chosen



Signature(<30kb jpg, jpeg)

Choose File No file chosen

SAVE : Will record the partially filled details in the Database. The same can be retrieved at your convenience and you can continue to fill the rest and submit the form.

SUBMIT : You will have a chance to preview your application and then finally confirm your application by clicking on Confirm button.

All Copy Rights Reserved with APSCHE. Designed & Developed By **APOnline**

Candidates need to fill in the following details in the application form:

1. Candidate Details:

If the candidate has qualified / appeared from Board of Intermediate Education, AP, the data will be automatically populated from data base. Otherwise, the candidate shall furnish the necessary details by entering the details in appropriate fields.

AP EAPCET - 2022			
Engineering, Agriculture and Pharmacy Common Entrance Test (Conducted by JNTU Anantapur on behalf of APSCHE)			
Home	About Us	Courses	Syllabus
Notification	Corrections	Mock Test	Contact Us

Application Form for AP EAPCET - 2022

Payment Reference ID * Qualifying Examination Hall Ticket No * Mobile Number * Date of Birth * (dd/mm/yyyy)

P121000116F4 1234512345 9030730880 01/01/2006

Candidate Details :

Candidate's Name * Father's Name * Mother's Name *

KANAPARTHY KIRAN KUMAR KANAPARTHY SRINIVAS KANAPARTHY BHARATHI

(as per Board of Intermediate or Equivalent Records) (as per Board of Intermediate or Equivalent Records) (as per Board of Intermediate or Equivalent Records)

Date of Birth * (dd/mm/yyyy) Gender * Aadhaar Card Number *

01/01/2006 ☒ Male ☐ Female ☐ Transgender 316835711105

Ration Card Number

Enter Ration Card Number

Candidate Name: Name of candidate (as per SSC) as entered in fee payment screen will be displayed here and cannot be modified or edited.

Father's Name: The candidate has to enter his / her father's name as per 10th class records in the space provided in CAPITAL LETTERS.

Mother's Name: The candidate has to enter his / her mother's name as per 10th class records in the space provided in CAPITAL LETTERS.

Date of Birth: Date of Birth (as per SSC) as entered in fee payment screen will be displayed here and cannot be modified or edited.

Gender: Select your Gender among the three options given.

Aadhaar Card Number/Enrollment No.: Enter your Aadhar Card number

Ration Card Number: Enter the Ration card number of your family.

Annual Income of the Parents (in Rs.): Select any one of the three options provided as given below regarding the "Annual Income of the Parents (Rs.):" A valid income certificate issued by competent authority and its number should be entered.

Note: **Annual Income of the Parents will** be auto populated on entering **Income Certificate Number**. Select **Yes** or **No** to confirm the details populated by the application system as shown in the screen below.

If the candidate's **Annual Income of the Parents** are not auto populated on entering **Income Certificate Number**, candidate should enter the **Income Certificate Number** manually.

Annual Income of the Parents (Rs.)

☒ Below One Lakh

☐ Above one Lakh and Below Two Lakhs

☐ Above Two Lakhs and below Eight Lakhs

☐ Above Eight Lakhs

Income Certificate Number

IC012 XXXXXXX

Income Certificate Details	
Candidate Name	: XXXXXXXXXXXXX
Father Name / Husband Name	: XXXXXXXXXXXXXXXXX
Valid Date	: 18/04/2025
Total Income (Rs.)	: 60000.00
Confirm Your Income Certificate Details	: <input type="radio"/> Yes <input type="radio"/> No

Caste Category OC: If the candidate belongs to OC, the application will prompt to select the community of the candidate belongs to “OC” as shown in the screen below.

The screenshot shows a form titled "Category" with a sub-header "OC". Below this, there is a section "Caste Certificate Number" with a text input field labeled "Enter Caste Certificate Number" and an information icon. To the right of this is a dropdown menu for "Do you belong to the community *". The dropdown is open, showing options: NONE, --Select--, KAPU (highlighted), BALIJA, TELAGA, ONTARI, and NONE.

Caste Category: Click on the relevant option of your caste category as per the Caste certificate. Enter the caste certificate number issued by the competent authority in case your caste category is other than OC.

Note: **Caste Certificate Details** will be auto populated on entering **Caste Certificate Number**. Select **Yes** or **No** to confirm the details populated by the application system as shown in the screen below.

The screenshot shows the same form as before, but now the "Caste Certificate Number" field is populated with "CGC01XXXXXXXX". Below this, a section titled "Caste Certificate Details" is expanded, showing a table with the following information:

Caste Certificate Details	
Candidate Name	: XXXXXXXXXXXXXXXX
Father Name	: XXXXXXXXXXXXXXXX
Category	: VADABALIJA (BCA)
Confirm Your Caste Certificate Details	: <input type="radio"/> Yes <input type="radio"/> No

If the candidate's **Caste Certificate Details** are not auto populated on entering **Caste Certificate Number**, candidate should enter the **Caste Certificate Number** manually.

Special Reservation Category: Reservations are provided for candidates with NCC, CAP, Sports & Games categories also. Select the applicable categories for which supportive certificates are available

National Cadet Corps (NCC): Enter NCC Merit Number and upload certificate in .PDF

Children of Armed Personnel (CAP): Enter CAP Merit Number and upload certificate in .PDF

Sports & Games: Enter Sports & Games Merit Number and upload certificate in .PDF

Anglo Indian: Upload File and upload certificate in .PDF

Special Reservation Category

Category	Merit Number	View	Delete
<input checked="" type="checkbox"/> National Cadet Corps (NCC)	40	View	Delete
<input checked="" type="checkbox"/> Children of Armed Personnel (CAP)	50	View	Delete
<input checked="" type="checkbox"/> Sports & Games	60	View	Delete
<input checked="" type="checkbox"/> Anglo Indian		View	Delete

Physically Handicapped:

In case of PH, the medical board certificate issued through SADAREM shall be entered.

Note: If the candidate is Physically Handicapped, select the type of disability [Visually impaired (VH) Hearing Impaired (HI), Physically/orthopedically disabled (OH)] check box and enter Sadarem Number.

Sadarem Certificate Details will be auto populated on entering **Sadarem Number**.

Select **Yes** or **No** to confirm the details populated by the application system as shown in the screen below.

PH (Physically Handicapped)

☐ VH (Visually Handicapped)

☐ HI (Hearing Impaired)

☒ OH (Orthopedically Handicapped)

Do You Require Scribe?

☐ Yes

☒ No

Sadarem Number (17 Digits) *

07110450XXXXXXX

If the candidate's **Sadarem Certificate Details** are not auto populated on entering **Sadarem Number**, candidate should enter the **Sadarem Number** manually.

Sadarem Certificate Details *		
Candidate Name	:	XXXXXXXXXXXXXXXXXXXX
PH Category	:	XXXXXXXXXXXXXXXXXXXX
Percentage	:	53.0
Confirm Your Sadarem Details	:	<input checked="" type="radio"/> Yes <input type="radio"/> No

Minority/Non-Minority: If the candidate belongs to any of the minority communities such as Muslim, Christian, Buddhist, Sikh, Jain, Zoroastrian or another minority, click on

Minority button and select the applicable minority. Otherwise, if the candidate does not belong to a Minority community, then the non-Minority option has to be clicked.

If the candidate belongs to minority, select **Minority** radio button, the Religions belongs to minorities will be populated as shown in the screen below.

The screenshot shows a form titled "Minority / Non-Minority *". It contains two radio buttons: "Non-Minority" and "Minority". The "Minority" radio button is selected. Below this, there is a section titled "Minority *" with several radio buttons for different religions: "Muslim", "Christian", "Buddhist", "Sikh", "Jain", "Zoroastrian", and "Other Minority".

Candidate Bank Details: Candidate should enter his/her bank details like Name of the Account holder, Account No and IFSC Code. This data is required for mainly scholarship remittance if applicable.

The screenshot shows a form titled "Candidate Bank Details". It contains three input fields: "Name as in Bank Account" with the value "Kanaparthi Kiran Kumar", "Account Number" with the value "123456789012345", and "IFSC Code" with the value "SBIN0000".

2. Address: Candidate should enter his/her Present/Permanent address with the following fields like House No or C/O, Village/Street/Locality, Mandal/Town/City, District, State, Pin code, Mobile No & Email ID as shown in the screen below.

The screenshot shows a form titled "Present Address". It contains several input fields: "House No. (or) C/O *" with the value "9-6/46", "Village / Street / Locality *" with the value "TEMPLE STREET, BALAJI NAGAR", "Mandal / Town / City *" with the value "NARASAPURAM", "District *" with the value "West Godavari", "State *" with the value "ANDHRA PRADESH", "Pin Code *" with the value "534275", "Mobile Number *" with the value "9030730880", "Alternate Mobile Number" with the value "9985099850", and "E-Mail Id *" with the value "kiran2022@yahoo.com". There is also a "Telephone Number (Landline)" field with the placeholder "Enter TelePhone Number (Landline)". Below this, there is a section titled "Permanent Address" with a checkbox "Permanent Address Same as Present Address" which is unchecked. The "Permanent Address" section contains the same input fields as the "Present Address" section.

House No. (Or) C/O: Candidate should enter his/her House Number.

Village/Street /Locality: Candidate should enter his/her Street Number or Locality Number or Village Name.

Mandal/Town/City: Candidate should enter his/her Mandal Name or Town Name or City Name.

District: Candidate should enter his / her District Name.

State: Candidate should enter his/her State Name.

Pin Code: Candidate should enter his/her State Pin Code Number.

Mobile Number, Alternate Mobile Number and Telephone Number: Candidate should enter his/her Mobile Number, Alternate Mobile Number and Telephone Number.

Email Id: Candidate should enter his/her Email ID.

3. Qualifying Examination:

Qualifying Examination has the following options:

INTERMEDIATE (REGULAR)

INTERMEDIATE (VOCATIONAL)

DIPLOMA

CBSE (10+2)

ICSE

RGUKT

APOSS/TSOSS

NIOS

OTHERS 10+2 EQUIV

Qualifying Examination	
Type of the Exam * <input checked="" type="radio"/> INTERMEDIATE (REGULAR) <input type="radio"/> INTERMEDIATE (VOCATIONAL) <input type="radio"/> DIPLOMA <input type="radio"/> CBSE (10+2) <input type="radio"/> ICSE <input type="radio"/> RGUKT <input type="radio"/> APOSS/TSOSS <input type="radio"/> NIOS <input type="radio"/> OTHERS 10+2 EQUIV.	Major Subjects of the Qualifying Exam * <input checked="" type="radio"/> MPC <input type="radio"/> BIPC <input type="radio"/> MBIPC <input type="radio"/> Vocational Hall Ticket No. of the Qualifying Examination * <input type="text" value="1234512345"/> Year of App. / Passing the Qualifying Exam * <input type="text" value="2022"/> 10+2 Studied in * <input type="text" value="OTHER PRIVATE JUNIOR COLLEGES"/> Medium of Instruction at Qualifying Exam * <input checked="" type="radio"/> English <input type="radio"/> Telugu <input type="radio"/> Urdu <input type="radio"/> Others
Bridge Course (BIE) Hall Ticket No. (If Intermediate Vocational or wish to appear for both Engineering and Agriculture & Pharmacy Papers in EAPCET) <input type="text" value="Enter Bridge Course (BIE) Hall Ticket No."/>	
If Your Appeared/Appearing for JEE-2022/NEET-2022 mention Hall Ticket No. <input type="text" value="Enter JEE-2022/NEET-2022 Hall Ticket No."/>	

I) if the candidate selects - Qualifying Examination as **Intermediate (Regular)**, then the Intermediate radio button (Regular), Qualifying Examination Hall Ticket No. (Latest) and Year of Appearing/Passing Qualifying Exam will get FROZEN as per the information given before, Hence, verify whether your Qualifying Examination, Hall Ticket No. and Year of Appearing/Passing are the same.

For example, if you have already given Intermediate (Regular), for which you have given the Hall Ticket No.:1234567890 and Year of Appearing / Passing: during the Registration Fee Payment, it will appear FROZEN as shown below:

ii) If the Qualifying Examination is **Intermediate (Vocational)**, the Item is already FROZEN. Don't forget to enter the Vocational Bridge Course Hall Ticket number in the Box provided (as shown below) as it is Mandatory.

However, if Intermediate (Regular) candidate wishes to appear for BOTH streams, he / she should enter the Additional Subjects / General Bridge Course (AM Stream only) Hall Ticket number in the encircled "Bridge Course (BIE) Hall Ticket No." item:

Medium of Instruction at Qualifying Exam: Candidate should select medium at Qualifying Exam he/she want as shown.

SSC or Equivalent (10th Class): Candidate should select Urban or Rural location, Enter the SSC or Equivalent Hall Ticket No., Month of Passing and Year of Passing.

SSC or Equivalent (10th Class) *			Intermediate or Equivalent (10+2) *	
<input checked="" type="radio"/> Urban <input type="radio"/> Rural	Hall Ticket No * 142XXXXX	Month of Passing * March	Year of Passing * 2014	<input checked="" type="radio"/> Urban <input type="radio"/> Rural
SSC Education Details *				
Candidate Name		: XXXXXXXXXX		
Father Name		: XXXXXXXXXX		
Date of Birth		: 14/03/1999		
School Name		: RAJU HIGH SCHOOL(EM & TM), RAYACHOTI		
District		: Y.S.R		
Confirm Your SSC Education Details		: <input type="radio"/> Yes <input type="radio"/> No		

For example, enter 135346565 for SSC or Equivalent (10th Class) Hall Ticket No., March for Month and the Year of Passing is 2011, refer the image shown:

Intermediate or Equivalent (10+2): Candidate should select Urban or Rural Radio button. For example, if the option to be selected for Intermediate or Equivalent (10+2) is Rural, as given below:

Qualifying Examination	
Type of the Exam * <input checked="" type="radio"/> INTERMEDIATE (REGULAR) <input type="radio"/> INTERMEDIATE (VOCATIONAL) <input type="radio"/> DIPLOMA <input type="radio"/> CBSE (10+2) <input type="radio"/> ICSE <input type="radio"/> RGUKT <input type="radio"/> APOSS/TSOSS <input type="radio"/> NIOS <input type="radio"/> OTHERS 10+2 EQUIV.	Major Subjects of the Qualifying Exam * <input checked="" type="radio"/> MPC <input type="radio"/> BIPI <input type="radio"/> MBIPC <input type="radio"/> Vocational Hall Ticket No. of the Qualifying Examination * 1234512345 Year of App. / Passing the Qualifying Exam * 2022 10+2 Studied in * OTHER PRIVATE JUNIOR COLLEGES Medium of Instruction at Qualifying Exam * <input checked="" type="radio"/> English <input type="radio"/> Telugu <input type="radio"/> Urdu <input type="radio"/> Others
Bridge Course (BIE) Hall Ticket No. (If Intermediate Vocational or wish to appear for both Engineering and Agriculture & Pharmacy Papers in EAPCET) <input type="text"/> Enter Bridge Course (BIE) Hall Ticket No. If Your Appeared/Appearing for JEE-2022/NEET-2022 mention Hall Ticket No. <input type="text"/> Enter JEE-2022/NEET-2022 Hall Ticket No.	

Place of Study: The candidate has to fill the district details related to his study from Class-6 to Intermediate II year / equivalent in the spaces provided as shown below. However, if a candidate has studied in a state other than Andhra Pradesh OR TELANGANA, then select OTHER STATE. However, candidates who have studied in Telangana State shall select TELANGANA.

Place of Study			
Class-6 *	Place / Village *	School Name / Institute Name *	Year Of Pass *
West Godavari	NARASAPURAM	ZPP HIGH SCHOOL, NARASAPURAM	2016
Class-7 *	Place / Village *	School Name / Institute Name *	Year Of Pass *
West Godavari	NARASAPURAM	ZPP HIGH SCHOOL, NARASAPURAM	2017
Class-8 *	Place / Village *	School Name / Institute Name *	Year Of Pass *
West Godavari	NARASAPURAM	ZPP HIGH SCHOOL, NARASAPURAM	2018
Class-9 *	Place / Village *	School Name / Institute Name *	Year Of Pass *
West Godavari	NARASAPURAM	ZPP HIGH SCHOOL, NARASAPURAM	2019
Class-10 *	Place / Village *	School Name / Institute Name *	Year Of Pass *
West Godavari	NARASAPURAM	ZPP HIGH SCHOOL, NARASAPURAM	2020
Inter 1st year / Equivalent *	Place / Village *	School Name / Institute Name *	Year Of Pass *
Kakinada	KAKINADA	ADITYA JUNIOR COLLEGE	2021
Inter 2nd year / Equivalent *	Place / Village *	School Name / Institute Name *	Year Of Pass *
Kakinada	KAKINADA	ADITYA JUNIOR COLLEGE	2022
Local Area *			
AU			

For local status of students migrated from Telangana to AP, refer home page

Local Area: Based on the places of study during the preceding 7 years of the qualifying examination, local area is decided.

On entering the candidate's places of study, local area of the candidate is auto populated by the application system i.e., **AU, SVU, OU or NL**.

However, these credentials will be verified based on the certificates produced at the time of admission.

4. Details of Common Entrance Test

Stream/Entrance Exam: Stream field options available are: (FROZEN)

- Engineering (E)
- Agriculture & Pharmacy (AM)
- Both (Engineering and Agriculture & Pharmacy) (E & AP)

The candidates have to make sure that they select the correct Stream before applying, as this item gets FROZEN as per the information given during Registration Fee payment.

The candidates belonging to Intermediate board or any equivalent Qualifying Examination who wish to apply for "BOTH" options, should make sure that they are eligible (as per the guidelines given in the EAPCET- Instruction Booklet) for Engineering and Agriculture & Pharmacy before selecting "Both" options.


However, if Intermediate (Regular) candidate wishes to appear for BOTH streams, he / she should enter the Additional Subjects / General Bridge Course (AM Stream only) Hall Ticket number in the “Bridge Course (BIE) Hall Ticket No.” item:

Do You Require Urdu Translator? YES or NO – Select **Yes** or **No** for the requirement of Urdu Translator. Such candidates need to appear at KURNOOL center only.

If the photo and signature are not auto-populated from the data base,

Photo & Signature *


Sample Photo



Photo(<50kb jpg, jpeg)

No file chosen

Sample Signature



Signature(<30kb jpg, jpeg)

No file chosen

The Signature's file format should be jpg format and the size has to be less than 30 KB.

Test Preference: Candidates can select preferred EAPCET Examination Preference as shown.

Select Primary District from the drop-down list and Test Preference Centers as shown in the screen below, Candidate can select only 3 Test Preference Centers based on the availability in their Districts.

The screenshot shows the 'Test Centre Preferences' section of an application form. It contains four dropdown menus: 'Primary District *' with 'WEST GODAVARI' selected, 'Preference 1 *' with 'Narasapuram' selected, 'Preference 2 *' with 'Bhimavaram' selected, and 'Preference 3 *' with 'Tadepalligudem' selected.

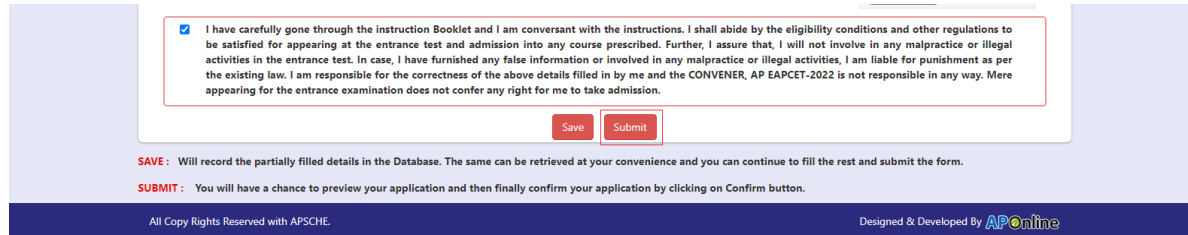
After furnishing ALL the required data and correct particulars, verify thoroughly the details and go through the Declaration at the end of the page. Select the encircled check box against – “I accept the Terms & Conditions” if you are done with Online Application Form filling. Then, press the encircled Submit button to proceed to the next page as shown.

This screenshot shows the bottom part of the application form. It includes a declaration box with a checked checkbox and the text: "I have carefully gone through the instruction Booklet and I am conversant with the instructions. I shall abide by the eligibility conditions and other regulations to be satisfied for appearing at the entrance test and admission into any course prescribed. Further, I assure that, I will not involve in any malpractice or illegal activities in the entrance test. In case, I have furnished any false information or involved in any malpractice or illegal activities, I am liable for punishment as per the existing law. I am responsible for the correctness of the above details filled in by me and the CONVENER, AP EAPCET-2022 is not responsible in any way. Mere appearing for the entrance examination does not confer any right for me to take admission." Below this are 'Save' and 'Submit' buttons. Further down, there are instructions for 'SAVE' and 'SUBMIT'. At the very bottom, it says 'All Copy Rights Reserved with APSCHÉ.' and 'Designed & Developed By APOnline'.

Clicking on Save button will save the filled application as shown in the screen below

This screenshot shows the application form with a confirmation message overlay: "Your Application is Saved Temporarily. Click on Submit button to confirm your Application" with a 'Close' button. The background shows the 'Test Centre Preferences' section with the same dropdowns as before. To the right, there are fields for 'Photo (-50kb jpg, jpeg)' and 'Signature (-30kb jpg, jpeg)', both with 'Choose File' buttons. At the bottom, the declaration checkbox is checked.

Further, the same will be displayed at the bottom of the page. If all the details are furnished, then the screen will change to the next page after the Submit button is clicked.



The screenshot shows a web form interface. At the top, there is a light blue header bar. Below it, a white rectangular box contains a red-bordered area with a checkbox and a paragraph of text. The checkbox is checked. Below this box are two red buttons labeled 'Save' and 'Submit'. Below the buttons, there are two lines of text: 'SAVE: Will record the partially filled details in the Database. The same can be retrieved at your convenience and you can continue to fill the rest and submit the form.' and 'SUBMIT: You will have a chance to preview your application and then finally confirm your application by clicking on Confirm button.' At the bottom of the page, there is a dark blue footer bar with white text on the left and right.

☒ I have carefully gone through the instruction Booklet and I am conversant with the instructions. I shall abide by the eligibility conditions and other regulations to be satisfied for appearing at the entrance test and admission into any course prescribed. Further, I assure that, I will not involve in any malpractice or illegal activities in the entrance test. In case, I have furnished any false information or involved in any malpractice or illegal activities, I am liable for punishment as per the existing law. I am responsible for the correctness of the above details filled in by me and the CONVENER, AP EAPCET-2022 is not responsible in any way. Mere appearing for the entrance examination does not confer any right for me to take admission.

Save Submit

SAVE: Will record the partially filled details in the Database. The same can be retrieved at your convenience and you can continue to fill the rest and submit the form.

SUBMIT: You will have a chance to preview your application and then finally confirm your application by clicking on Confirm button.

All Copy Rights Reserved with APSCH. Designed & Developed By **APOnline**

Clicking on Submit button, candidate can view the Filled in Online application form which can be modified or confirm the application as shown in the screen below.

Modify: Click on Modify button to modify the application.

Confirm: Click on Confirm button for processing the completely filled application as shown below.

I have carefully gone through the instruction Booklet and I am conversant with the instructions. I shall abide by the eligibility conditions and other regulations to be satisfied for appearing at the entrance test and admission into any course prescribed. Further, I assure that, I will not involve in any malpractice or illegal activities in the entrance test. In case, I have furnished any false information or involved in any malpractice or illegal activities, I am liable for punishment as per the existing law. I am responsible for the correctness of the above details filled in by me and the CONVENER, AP EAPCET-2022 is not responsible in any way. Mere appearing for the entrance examination does not confer any right for me to take admission.

Modify Confirm

All Copy Rights Reserved with APSCHE. Designed & Developed By APOnline

Clicking on **Submit** button, candidate can view pop up alert as **“Your application is submitted successfully. Please note your Application Number for further reference”**. Candidate can take print application by clicking on **Print Application** button which is useful for further correspondence.

Application Preview for AP EAPCET - 2022

Candidate Details :

Candidate's Name *
KANAPARTHY KIRAN KUMAR
(as per Board of Intermediate or Equivalent Records)

Date of Birth * (dd/mm/yyyy)
01/01/2006

Ration Card Number

Annual Income of the Parents (Rs.) *

Below One Lakh

Category *

OC

Father's Name *

Your AP EAPCET - 2022 Application Confirmed Successfully. Please note your Registration number for future correspondence

A121000046B8

Print Application

Mother's Name *

KANAPARTHY BHARATHI
(as per Board of Intermediate or Equivalent Records)

Ration Card Number
711105

Income Certificate Number

Caste Certificate Number

Clicking on **Print Application**, candidate can view the Receipt of the Application form as shown in the screen below.

AP EAPCET - 2022
Engineering, Agriculture and Pharmacy Common Entrance Test
(Conducted by JNTU Anantapur on behalf of APSCH)

1. Stream # : Engineering & Pharmacy

2. (a) Qualifying Examination : INTERMEDIATE (REGULAR)
(b) Qualifying Exam Hall Ticket No. (Latest) # : 124512345
(c) Year of App. Passing the Qualifying Exam : 2022
(d) Medium of Instruction at Qualifying Exam : English
(e) Urdu Translation : NO
(f) Place of Study - Intermediate or Equivalent : Urban
(g) Bridge Course Hall Ticket No. (if any) :

3. (a) Candidate's Name # : KANAPARTHY KIRAN KUMAR
(b) Father's Name # : KANAPARTHY SRINIVAS
(c) Mother's Name : KANAPARTHY BHARATHI
(d) Date of Birth (as per SSC or Equivalent) # : 01/01/2006
(e) Gender : Male
(f) Category # : OC
(g) Local Area : AU
(h) Non-Minority / Minority : Non-Minority
(i) Minority Category : N.A.
(j) Annual Income of the Parents (Rs.) : Below One Lakh

4. (a) Study Details

Class-6	West Godavari	Class-7	West Godavari
Class-8	West Godavari	Class-9	West Godavari
Class-10	West Godavari	Inter 1st year / Equivalent	Kakinada
		Inter 2nd year / Equivalent	Kakinada

(b) 10+2 Studies : OTHER PRIVATE/JUNIOR COLLEGES
(c) Place of Study - SSC or Equivalent : Urban
(d) SSC Hall Ticket Number & Year of Passing : 243210, March - 2020
(e) Address for Correspondence : 9-6-46, TEMPLE STREET, BALAJI NAGAR, NARASAPURAM, West Godavari, ANDHRA PRADESH, 534275

(b) Contact Telephone Number (Mobile) : 9030730880 (c) E-Mail Id : kiran2022@yahoo.com
(d) Aadhar Card number / Enrollment number : 316835711105

10. Test Centre Preferences

Districts	Preference - 1	Preference - 2	Preference - 3
WEST GODAVARI	Narasapuram	Bhimavaram	Tadepalligudem


11. (a) Fee particulars - Payment through : ONLINE (c) Amount (in Rs.) : 609.44
(b) Payment Reference Id : P121000116F4

* These fields CANNOT be edited by candidate. It will be done by Convener, AP EAPCET - 2022 Office (email to apsapcet2022helpdesk@gmail.com), subject to thorough verification of the Valid Documents and Approval by the Committee.

Declaration : 1) I have carefully gone through the instruction booklet and I am conversant with the instructions. I shall abide by the eligibility conditions and other regulations to be satisfied for appearing at the entrance test and admission into any course prescribed. Further, I assure that, I will not involve in any malpractices or illegal activities in the entrance test. In case, I have furnished any false information or involved in any malpractice or illegal activities, I am liable for punishment as per the existing law.
2) I am responsible for the corrections of the above details filling by me and the CONVENER AP EAPCET-2022 is not responsible in anyway.

Date : 13.04.2022 09:02 AM

SIGNATURE and LEFT HAND THUMB impression of the candidate to be done in the presence of the Invigilator on the day of Examination in the Examination Hall

Affix a recent color photograph (3.5 cmX3.5 cm) and get attested by a Gazetted Officer or the Principal of the College where studied (Well in advance BEFORE EXAMINATION)	SIGNATURE OF THE CANDIDATE in the presence of the Invigilator	Left Thumb Impression 

Note : 1) The candidate has to submit this form in the Examination Hall to the Invigilator.
2) Candidates are not allowed into the Examination Hall even if they are LATE BY A MINUTE.
3) The candidate does not have option of choosing specific date / session to appear for the AP EAPCET-2022 entrance examination. This information is known to him / her only after downloading Hall Ticket. For any reason if the candidate fails to appear in the given slot, he/she is treated as absent.
4) This is computer Generated sheet and does not require the signature of the CONVENER, AP EAPCET-2022

Print

Step 4: Know Your Application Status: After application form submission, candidate can check the Registration Number for AP EAPCET-2022 application through this option

AP EAPCET - 2022
Engineering, Agriculture and Pharmacy Common Entrance Test
(Conducted by JNTU Anantapur on behalf of APSCH)

Home About Us Courses Syllabus Notification Corrections Mock Test Contact Us

Information **Instruction Booklets & Syllabus**

- Important Dates
- Important Instructions
- NCC Merit List
- CAP Merit List
- Sports & Games Merit List
- List of Sports & Games
- Local status of students migrated from Telangana to AP

Step - 1 Fee Payment

Step - 2 Know Your Payment Status

Step - 3 Fill Application (Only After Fee Payment)

Step - 4 Know Your Application Status

Step - 5 Print Application Form (Only After Submitting Application Form)

SCHEDULES

Contact Info

1st Floor, Administrative Building
Jawahar Lal Nehru Technological University Anantapur

08554 - 234311(O)
08554 - 232248(O)

apsapcet2022helpdesk@gmail.com

After clicking on Know Your Registration Number link from AP EAPCET-2022 Home page, the Know Your Registration Number for AP EAPCET-2022 page will be displayed then enter all the mandatory details and click on Submit button as show in the screen below.

AP EAPCET - 2022
Engineering, Agriculture and Pharmacy Common Entrance Test
(Conducted by JNTU Anantapur on behalf of APSCH)

Home About Us Courses Syllabus Notification Corrections Mock Test Contact Us

Know Your Registration Number for AP EAPCET - 2022

Payment Reference ID * 1234512345 Mobile Number * 01/01/2006

Qualifying Examination Hall Ticket No * 9030730880

Note: Please Enter Intermediate 2nd Year Hall Ticket No

Submit

After entering all the mandatory details and clicking on Submit button, the Registration Number of AP EAPCET -2022 will be displayed as show in the screen below.

AP EAPCET - 2022
Engineering, Agriculture and Pharmacy Common Entrance Test
(Conducted by JNTU Anantapur on behalf of APSCH)

Home About Us Courses Syllabus Notification Corrections Mock Test Contact Us

Know Your Registration Number for AP EAPCET - 2022

Payment Reference ID * 1234512345 Mobile Number * 01/01/2006

Qualifying Examination Hall Ticket No * 9030730880

Note: Please Enter Intermediate 2nd Year Hall Ticket No

Submit

Dear KANAPARTHY KIRAN KUMAR, Your AP EAPCET - 2022 Application confirmed successfully with Registration Number : A121000046B8. Please note Registration Number for future correspondence.

Step 5: Print Application Form: Candidate can print the submitted AP EAPCET-2022 application form through this option.

AP EAPCET - 2022
Engineering, Agriculture and Pharmacy Common Entrance Test
(Conducted by JNTU Anantapur on behalf of APSCH)

Home About Us Courses Syllabus Notification Corrections Mock Test Contact Us

Information Instruction Booklets & Syllabus

- Important Dates
- Important Instructions
- NCC Merit List
- CAP Merit List
- Sports & Games Merit List
- List of Sports & Games
- Local status of students migrated from Telangana to AP

Step - 1 Fee Payment

Step - 2 Know Your Payment Status

Step - 3 Fill Application (Only After Fee Payment)

Step - 4 Know Your Application Status

Step - 5 Print Application Form (Only After Submitting Application Form)

After clicking on Print Application Form link from APEAPCET-2022 Home page, the Print Application Form for APEAPCET-2022 page will be displayed then enter all the mandatory details and click on Get Application Details as show in the screen below.

AP EAPCET - 2022
Engineering, Agriculture and Pharmacy Common Entrance Test
(Conducted by JNTU Anantapur on behalf of APSCH)

Home About Us Courses Syllabus Notification Corrections Mock Test Contact Us


Print Application Form for AP EAPCET - 2022

Payment Reference ID * P121000116F4	Registration Number * A12100004688	Qualifying Examination Hall Ticket No * Enter Qualifying Examination Hall Ticket No
Mobile Number * 9030730880	Date of Birth * (dd/mm/yyyy) 01/01/2000	

[Get Application Details](#)


All Copy Rights Reserved with APSCH. Designed & Developed By [APOnline](#)

After entering all the mandatory details and clicking on Get Application Details, the print copy of the APEAPCET -2022 will be displayed for printing as show in the screen below.



AP EAPCET - 2022

Engineering, Agriculture and Pharmacy Common Entrance Test
(Conducted by JNTU Anantapur on behalf of APSCH)



1. Stream # : Engineering & Pharmacy

2. (a) Qualifying Examination : INTERMEDIATE (REGULAR)

(b) Qualifying Exam Hall Ticket No. (Latest) # : 1234512345

(c) Year of App. Passing the Qualifying Exam : 2022

(d) Medium of Instruction at Qualifying Exam : English

(e) Urdu Translation : NO

(f) Place of Study - Intermediate or Equivalent : Urban

(g) Bridge Course Hall Ticket No. (if any) :

3. (a) Candidate's Name # : KANAPARTHY KIRAN KUMAR

(b) Father's Name # : KANAPARTHY SRINIVAS

(c) Mother's Name : KANAPARTHY BHARATHI

(d) Date of Birth (as per SSC or Equivalent) # : 01/01/2006

(e) Gender : Male

4. Category # : OC

5. Local Area : AU

6. (a) Non-Minority / Minority : Non-Minority

(b) Minority Category : NA

7. Annual Income of the Parents (Rs.) : Below One Lakh

8. (a) Study Details

Class-6	West Godavari	Class-7	West Godavari
Class-8	West Godavari	Class-9	West Godavari
Class-10	West Godavari	Inter 1st year / Equivalent	Kakinada
		Inter 2nd year / Equivalent	Kakinada

(b) 10-2 Studies : OTHER PRIVATE JUNIOR COLLEGES

(c) Place of Study - SSC or Equivalent : Urban

(d) SSC Hall Ticket Number & Year of Passing : 543210, March - 2020

9. (a) Address for Correspondence : 9-4-66, TEMPLE STREET, BALAJI NAGAR,
NARASAPURAM, West Godavari,
ANDHRA PRADESH, 534275

(b) Contact Telephone Number (Mobile) : 9030730880 (c) E-Mail Id : kiran2022@yahoo.com

(d) Aadhar Card number / Enrollment number : 316835711105


10. Test Centre Preferences


Districts	Preference - 1	Preference - 2	Preference - 3
WEST GODAVARI	Narasapuram	Bhimavaram	Tadepalligudem

11. (a) Fee particulars - Payment through : ONLINE (c) Amount (in Rs.) : 609.44


(b) Payment Reference Id : P121000116F4

REGISTRATION NO. : A121000046B8






Sample Photo



Candidate's Signature




* These fields CANNOT be edited by candidate. It will be done by Convener, AP EAPCET - 2022 Office (email to apscet2022@apscet2022@gmail.com), subject to thorough verification of the Valid Documents and Approval by the Convener.

Declaration : 1) I have carefully gone through the instruction booklet and I am conversant with the instructions. I shall abide by the eligibility conditions and other regulations to be satisfied for appearing at the entrance test and admission into any course prescribed. Further, I assure that, I will not involve in any malpractice or illegal activities in the entrance test. In case, I have furnished any false information or involved in any malpractice or illegal activities, I am liable for punishment as per the existing law.
2) I am responsible for the corrections of the above details filling by me and the CONVENER AP EAPCET-2022 is not responsible in anyway.

Date : 13-04-2022 09:02 AM

Affix a recent color photograph (3.5 cmX3.5 cm) and get attested by a Gazetted Officer or the Principal of the College where studied (Well in advance BEFORE EXAMINATION)

SIGNATURE and LEFT HAND THUMB impression of the candidate to be done in the presence of the Invigilator on the day of Examination in the Examination Hall		
SIGNATURE OF THE CANDIDATE in the presence of the Invigilator	Left Thumb Impression 	

Note : 1) The candidate has to submit this form in the Examination Hall to the Invigilator.
2) Candidates are not allowed into the Examination Hall even if they are LATE BY A MINUTE.
3) The candidate does not have option of choosing specific date / session to appear for the AP EAPCET-2022 entrance examination. This information is known to him / her only after downloading Hall Ticket. For any reason if the candidate fails to appear in the given slot, he/she is treated as absent.
4) This is computer Generated sheet and does not require the signature of the CONVENER, AP EAPCET-2022

Print